
MAY 15, 2023

**AGENDA ITEM 2
INFORMATION ITEM**

CALIFORNIA ABLE ACT BOARD

Program Administration Conversion Update

Background

On February 7, 2023, the California ABLE Act Board (“Board”) authorized the Executive Director to enter into Agreement No. ABLE 01-23 with Vestwell State Savings, LLC (“Vestwell”) for 529A program/plan management services. Vestwell will provide an update on program enhancements currently being developed. This update will include:

- Entity Support
- Prepaid Card
- SSA and Payroll Direct Deposit
- Refinement of Investment Portfolios

Presenter

Jim Balsan, Senior Vice President, Vestwell State Savings LLC

Attachments

- Attachment #1 – Program Administration Conversion Report

This page is intentionally left blank.


CaLABLE May Board Meeting

May 15, 2023

PROPRIETARY & CONFIDENTIAL
TO VESTWELL HOLDINGS /
FOR INSTITUTIONAL USE ONLY



AGENDA



Entity Support

Easily add a new entity account online

Dashboard SCOTTTest

Dashboard

Sort: Date Created | Last name

Hide closed accounts


Showing 160 of

Account	Beneficiary	Plan	Created Date	Balance	Status
*****4009		Maryland ABE	03/09/2018	\$30,684.98	
*****4017		Maryland ABE	03/16/2018	\$62,689.71	
*****4025		Maryland ABE	03/16/2018	\$12,035.63	
*****4033		Maryland ABE	03/16/2018	\$8,969.35	
*****4041		Maryland ABE	03/29/2018	\$46,902.20	
*****4058		Maryland ABE	04/11/2018	\$29,602.25	
*****4066		Maryland ABE	04/13/2018	\$20,861.30	
*****4074		Maryland ABE	04/13/2018	\$11,750.89	
*****4082		Maryland ABE	05/01/2018	\$20,985.19	
*****4090		Maryland ABE	05/01/2018	\$12,994.50	
*****4108		Maryland ABE	05/01/2018	\$9,332.02	
*****4116		Maryland ABE	05/09/2018	\$64,899.13	
*****4132		Maryland ABE	05/18/2018	\$16,348.66	
*****4140		Maryland ABE	05/18/2018	\$10,963.26	
*****4157		Maryland ABE	05/18/2018	\$31,245.56	
*****4199		Maryland ABE	05/18/2018	\$14,231.28	
*****4165		Maryland ABE	05/18/2018	\$0.00	Closed 05/02/2023
*****4173		Maryland ABE	05/18/2018	\$0.00	Closed 05/02/2023

Profile
Add account
Help
Sign out

Dashboard SCOTTTest

Maryland ABE



You're a few steps away from adding a new account

Your existing information will be used to make creating this account easy. After you create a new account, you will select your bank account and investment options.

I've read and accepted the terms of the [Plan Disclosure Booklet](#) and [Participation Agreement](#) for the Maryland ABE program.

I agree to Sunday's [Site Terms of Use](#) and [Online Privacy Statement](#).

Let's do it

Dashboard SCOTTTest

Maryland ABE

What type of account is this?

Tell us if you are establishing this account as an agent on behalf of an entity or as an individual (not associated with the entity).

Entity (opened by an agent)

Individual

Tell us about the beneficiary

The beneficiary owns and benefits from the funds in this account. The beneficiary can be changed to another eligible relative at any time. The information entered below will also be used for tax purposes.

Beneficiary First name

Beneficiary Last name

Social Security Number / ITIN

Date of birth

Identifies as

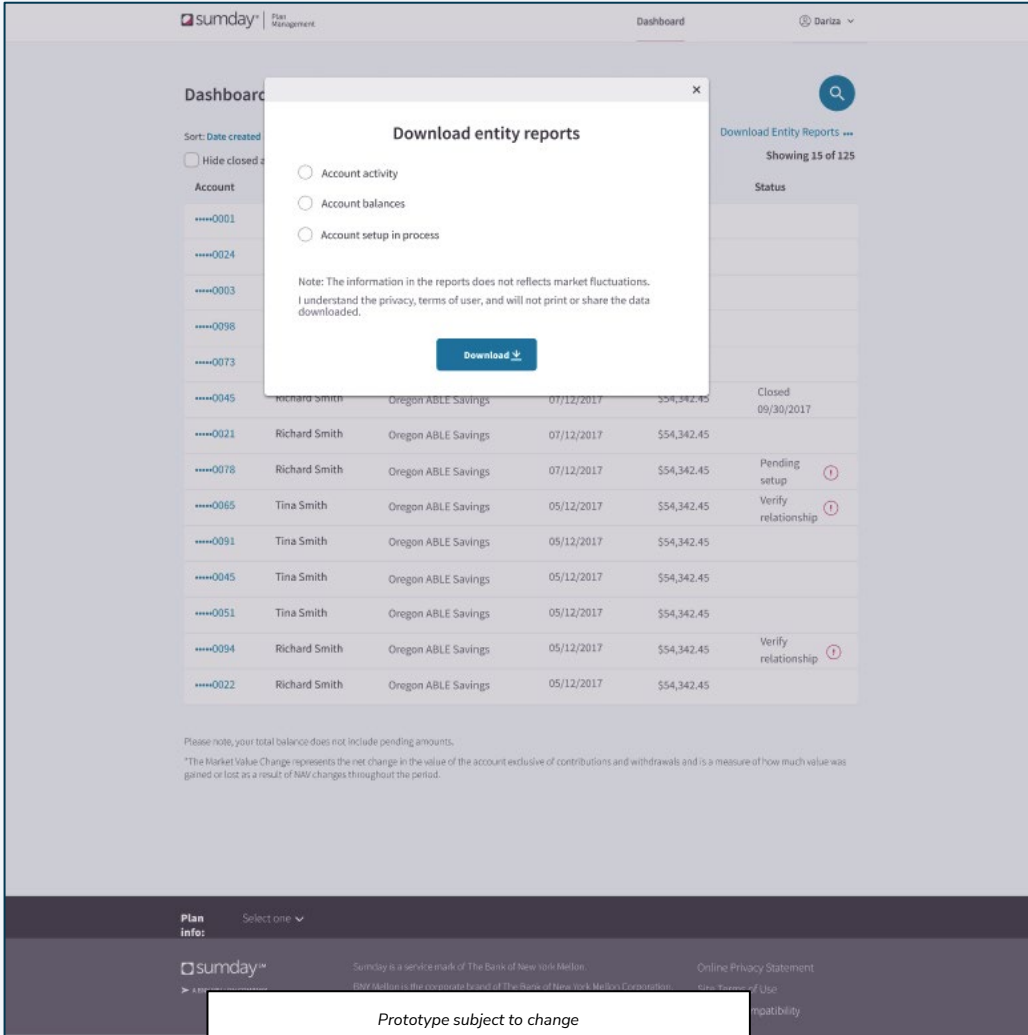
Residential address

No P.O. boxes or military addresses accepted.

Back Next

Entity Support

Conveniently access reports for entity accounts under management



Proposed Reporting Options

- Account Activity
- Account Balance Summary
- Account Setup Status

Prototype subject to change

New Prepaid Card Solution

Improved Functionality

Direct deposit setup

Where is your money coming from?

- The Social Security Administration (SSA)
- Paycheck distribution

Cancel

Next

Fund Swap - The Vanguard Emerging Markets Government Bond Index Fund Admiral Shares (ticker: VGAVX) is being replaced with the Vanguard Emerging Markets Bond Fund Admiral Shares (ticker: VEGBX).

- Current geopolitical and macroeconomic environment prompts us to move to an active fund management approach in this asset class rather than a passive, index-based approach.
- The prospectus net expense ratio of VEGBX is 0.40% with no purchase fee, which is higher than the current fund option's (VGAVX) 0.20% prospectus net expense ratio but eliminates the VEGBX 0.75% purchase fee.
- Maximum allocation of this new fund is 6% of any investment option - fee impact to investment option is negligible.

Funding Agreement Re-Allocation - TIAA will liquidate the current funding agreement at conversion.

- The Funding Agreement Allocation in the current Conservative (25%) and Moderate (5%) portfolios have been re-allocated equally to the Fidelity Bond Index Fund and the Schwab US Aggregate Bond Index Fund.

Portfolio	Income Portfolio	Conservative Portfolio	Income and Growth Portfolio	Balanced Portfolio	Conservative Growth Portfolio	Moderate Growth Portfolio	Growth Portfolio	FDIC Insured Option
Total Equity	0.0%	20.0%	40.0%	50.0%	60.0%	80.0%	100.0%	0.0%
US Equity	0.0%	13.0%	26.0%	33.0%	39.0%	52.0%	65.0%	0.0%
Fidelity® Total Market Index Fund	0.0%	7.0%	13.0%	17.0%	20.0%	26.0%	33.0%	0.0%
Schwab Total Stock Market Index Fund®	0.0%	6.0%	13.0%	16.0%	19.0%	26.0%	32.0%	0.0%
International Equity	0.0%	7.0%	14.0%	17.0%	21.0%	28.0%	35.0%	0.0%
Fidelity® International Index Fund	0.0%	5.0%	10.0%	12.0%	15.0%	20.0%	25.0%	0.0%
Fidelity® Emerging Markets Index Fund	0.0%	2.0%	4.0%	5.0%	6.0%	8.0%	10.0%	0.0%
Total Bond	80.0%	80.0%	60.0%	50.0%	40.0%	20.0%	0.0%	0.0%
U.S. Fixed Income	68%	68%	56%	48%	40%	20%	0%	0%
Fidelity® U.S. Bond Index Fund	30.0%	30.0%	25.0%	22.0%	17.0%	9.0%	0.0%	0.0%
Schwab U.S. Aggregate Bond Index Fund	30.0%	30.0%	25.0%	20.0%	17.0%	8.0%	0.0%	0.0%
Fidelity® Long-Term Treasury Bond Index Fund	5.0%	5.0%	4.0%	4.0%	4.0%	3.0%	0.0%	0.0%
Schwab Treasury Inflation Protected Securities Index Fund	3.0%	3.0%	2.0%	2.0%	2.0%	0.0%	0.0%	0.0%
International & High-Yield Fixed Income	12%	12%	4%	2%	0%	0%	0%	0%
Vanguard Emerging Markets Government Bond Index Fund Admiral Shares	6.0%	6.0%	2.0%	1.0%	0.0%	0.0%	0.0%	0.0%
Vanguard High-Yield Corporate Fund Admiral Shares	6.0%	6.0%	2.0%	1.0%	0.0%	0.0%	0.0%	0.0%
Total Cash and Cash Equivalents	20.0%	0.0%	0.0%	0.0%	0.0%	0.0%	0.0%	100.0%
Vanguard Cash Reserves Federal Money Market Fund Admiral Shares	20.0%	0.0%	0.0%	0.0%	0.0%	0.0%	0.0%	0.0%
Insurance Product	0.0%	0.0%	0.0%	0.0%	0.0%	0.0%	0.0%	0.0%
FDIC Account	0.0%	0.0%	0.0%	0.0%	0.0%	0.0%	0.0%	100.0%
	100.0%	100.0%	100.0%	100.0%	100.0%	100.0%	100.0%	100.0%





DISCLOSURES

About Vestwell Holdings, Inc.

Vestwell Advisors, LLC, a 3(38) and 3(21) SEC registered investment advisory firm, is a wholly owned subsidiary of Vestwell Holdings, Inc., specializing in 401(k) and other defined contribution retirement investment management services. Vestwell assumes 3(38) and 3(16) fiduciary responsibility on the behalf of advisors and firms. Learn more at Vestwell.com and on Twitter [@Vestwell](https://twitter.com/Vestwell).

This is not an offer, solicitation, or advice to buy or sell securities in jurisdictions where Vestwell Advisors is not registered. An investor should consider investment objectives, risks and expenses before investing. More information is available within Vestwell Advisors' ADV. There are risks involved with investing. Investors should consider all of their assets, income and investments. Portfolios are subject to change. All opinions and results included in this publication constitute Vestwell Advisors' judgment as of the date of this publication and are subject to change without notice.

