



## GoGreen Business Energy Financing Program

Data Summary | Q3 2019 – Q2 2023

This stand-alone report supplements the [CHEEF's quarterly reports](#) to provide the most recent data on the progress of the GoGreen Business Energy Financing Program (GoGreen Business).

To learn more, visit [GoGreenFinancing.com](http://GoGreenFinancing.com).

### Private Capital Leveraged

For every <b>\$1</b> of credit enhancement allocated, <b>\$10.40</b> in private capital is leveraged. <sup>1</sup>	
<b>\$2.91 million</b> Total Amount Financed	<b>\$279,763</b> Total Loan Loss Reserve Contributions

### Program Activity

<b>Financing Agreements Pre-Approved<sup>2</sup></b>
10 <i>as of 6/30/23</i>

<b>Total Amount Pre-Approved for Financing</b>
\$1.17 million <i>as of 6/30/23</i>

<b>Financing Agreements Enrolled</b>
24 <i>Q3 2019 – Q2 2023</i>

<b>Total Amount Financed</b>
\$2.91 million <i>Q3 2019 – Q2 2023</i>

<b>Participating Contractors<sup>3</sup></b>
94 <i>as of 6/30/23</i>

<b>Participating Project Developers<sup>3</sup></b>
36 <i>as of 6/30/23</i>

<b>Participating Finance Companies</b>
8 <i>as of 6/30/23</i>

<b>Loan Size</b>	
\$121,274 <i>Average</i>	\$68,124 <i>Median</i>
<i>Q3 2019 – Q2 2023</i>	

<b>Term Length in Months</b>	
58 <i>Average</i>	60 <i>Median</i>
<i>Q3 2019 – Q2 2023</i>	

<b>Interest Rate</b>	
7.54% <i>Average</i>	8.4% <i>Median</i>
<i>Q3 2019 – Q2 2023</i>	

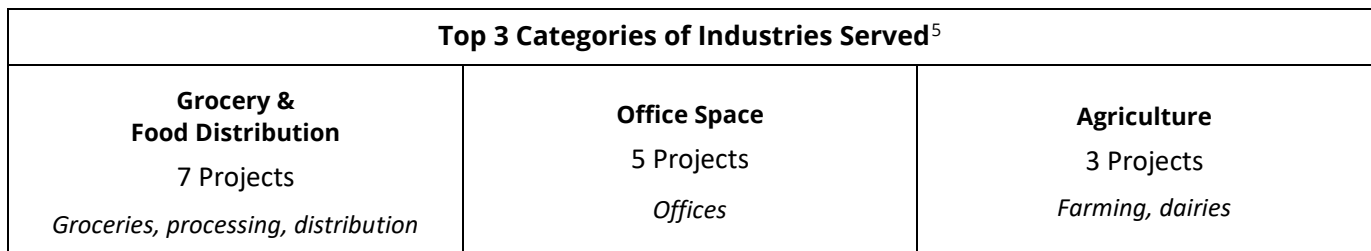
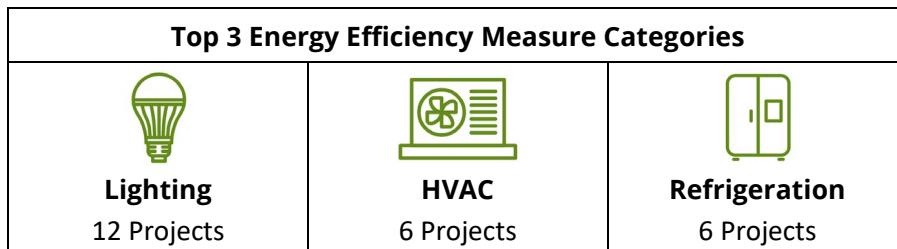

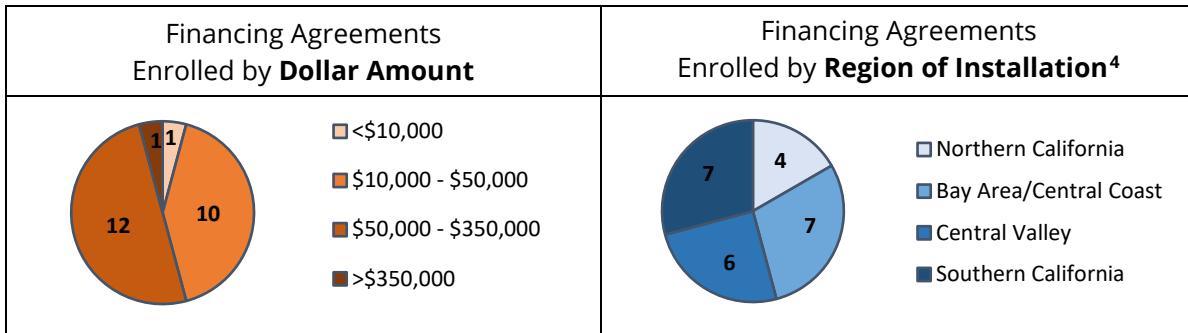
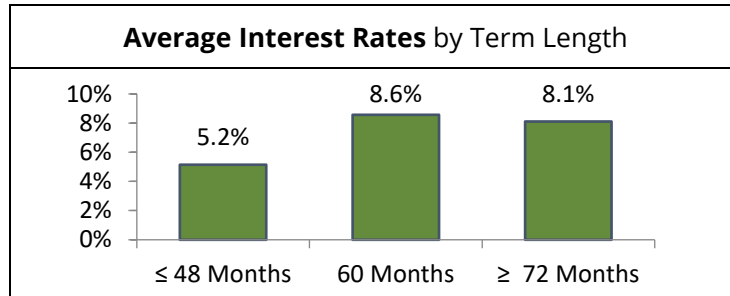
<sup>1</sup> GoGreen Business uses a credit enhancement in the form of a Loan Loss Reserve to leverage private capital at reduced rates and extended term lengths for borrowers. The credit enhancement is provided by utility ratepayer funds.

<sup>2</sup> Projects that have been pre-approved for GoGreen Business have passed a preliminary evaluation and are expected to be enrolled into the program after further development, installation, and review. All projects that have been pre-approved but not yet enrolled in GoGreen Business as of June 30, 2023 are reported here.

<sup>3</sup> The number of contractors/project developers enrolled in GoGreen Business as of June 30, 2023. Over time, some contractors/project developers are suspended or removed from the program as part of routine quality checks for reasons such as license expirations.

# GoGreen Business Data Summary

Q3 2019 – Q2 2023



<sup>4</sup> Region mapping has been updated. Counties for Bay Area are now categorized and included in Central Coast.

<sup>5</sup> Industry categories correlate with North American Industry Classification System (NAICS) codes.