



## CalSavers Retirement Savings Program Participation & Funding Snapshot Data as of 11/30/20

Employers		11/30/2020	10/31/2020	Change	% Change
1	Employers Registered	5,937	4,851	1,086	22.4%
2	Employers That Uploaded Roster	3,739	3,136	603	19.2%
3	Employers That Started Payroll Deductions	1,622	1,127	495	43.9%
4	Exempted Employers	7,657	6,344	1,313	20.7%

Participants		11/30/2020	10/31/2020	Change	% Change
5	Funded Accounts	67,409	43,376	24,033	55.4%
6	Accounts Enrolled, 1st Contribution Pending	140,937	86,772	54,165	62.4%
7	Payroll Contributing Accounts	70,726	45,687	25,039	54.8%
8	Enrollment Pending Accounts (within opt-out window)	52,172	124,278	-72,106	-58.0%
9	Multiple Employer Accounts	12,139	3,407	8,732	256.3%
10	Effective Opt-Out Rate	30.82%	34.53%	-3.71%	-10.7%


Funding		11/30/2020	10/31/2020	Change	% Change
11	Total Assets	\$19,879,193.05	\$14,517,387.64	\$5,361,805.40	36.9%
12	Average Funded Account Balance	\$294.90	\$334.69	-\$39.78	-11.9%
13	Total Contributions Amount	\$21,079,862.94	\$15,666,337.27	\$5,413,525.67	34.6%
14	Monthly Contributions	\$5,413,525.67	\$3,744,684.90	\$1,668,840.77	44.6%
15	Average Monthly Contribution Amount	\$100.36	\$110.00	-\$9.64	-8.8%
16	Median Monthly Contribution Amount	\$76.00	\$81.65	-\$5.65	-6.9%
17	Average Contribution Rate	5.01%	5.03%	-0.01%	-0.2%
18	Amount of Withdrawals	\$1,622,683.77	\$1,219,808.29	\$402,875.48	33.0%
19	Accounts with a Full Withdrawal	4,790	3,409	1,381	40.5%
20	Accounts with a Partial Withdrawal	231	182	49	26.9%
21	Accounts w/ Full W/d as % of Contributing Accounts	6.77%	7.46%	-0.69%	-9.2%

**Notes:**

\*Historic participation reports are available at: <https://www.treasurer.ca.gov/calsavers/reports.asp>

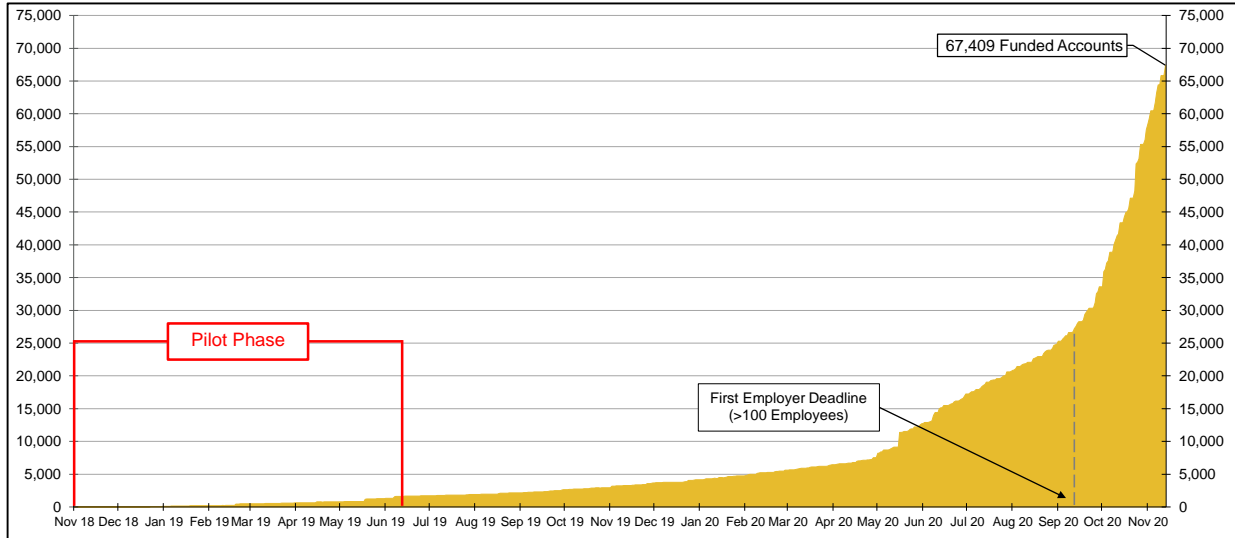
\*The Program opened for all eligible employers on July 1, 2019, following a limited seven-month pilot. The first round of notices to employers were sent in October 2019. The deadlines for employer compliance and the estimated shares of total volume of employers and employees are summarized in the graphic below.

\*On April 15, 2020, the Board voted to delay the first deadline to September 30, 2020 due to the COVID-19 emergency. Direct notices to employers and most advertisements were paused for Quarter 2.



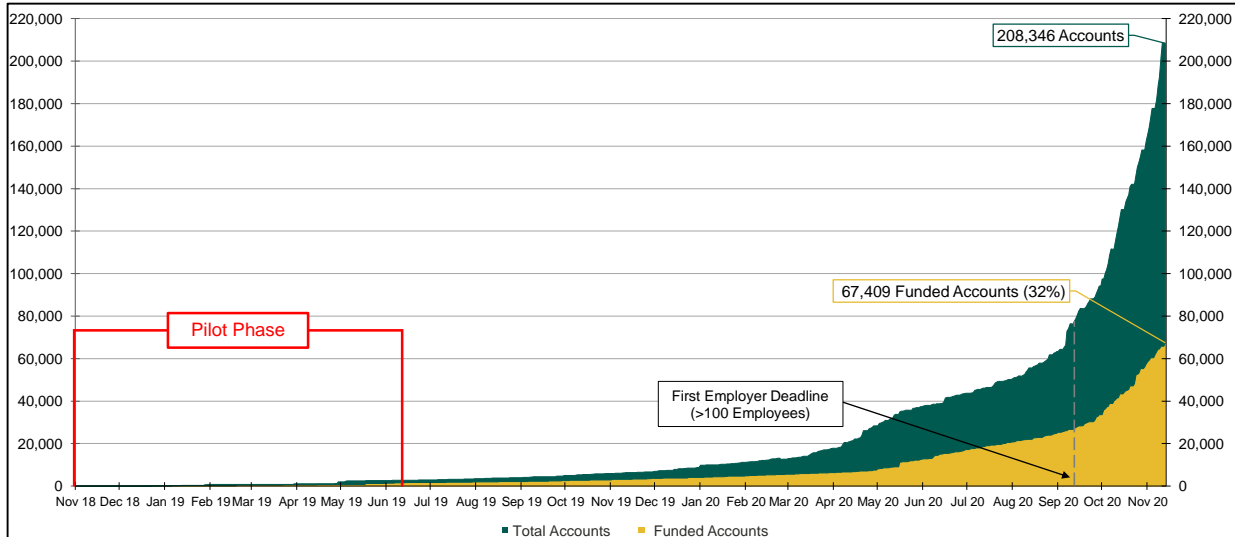
Employers	3.6%	4.3%	92.1%
Employees	54.4%	9.3%	36.2%

**Chart 1: Funded Accounts**  
As of 11/30/20



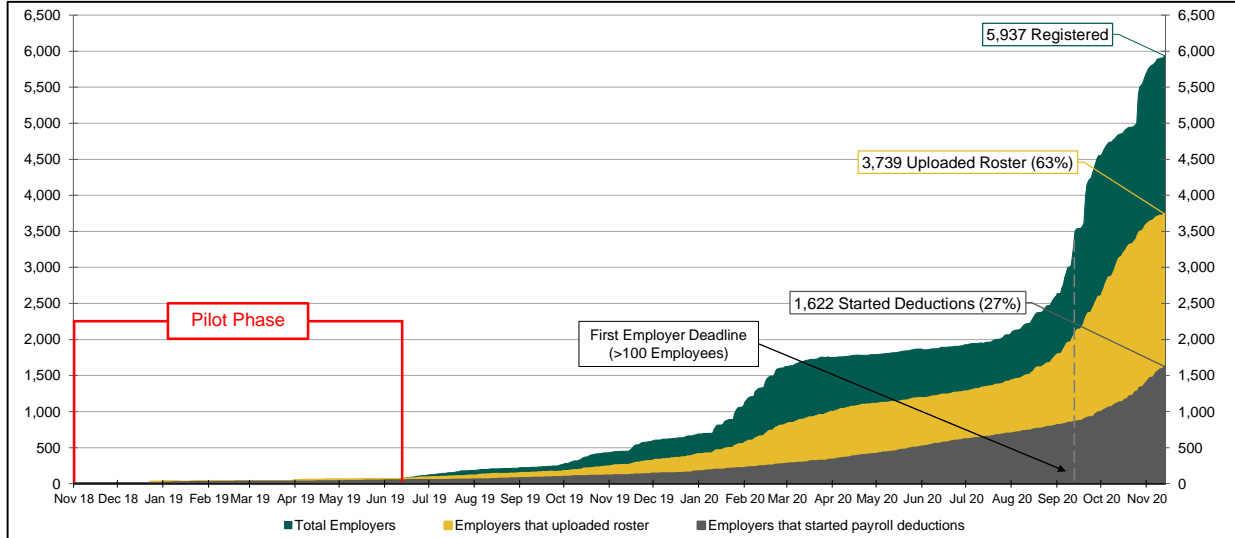
On April 15, 2020, the Board voted to delay the first deadline to September 30, 2020 due to the COVID-19 emergency. Direct notices to employers and most advertisements were paused for Quarter 2.

**Chart 2: Enrolled Accounts: Total v. Funded**  
As of 11/30/20



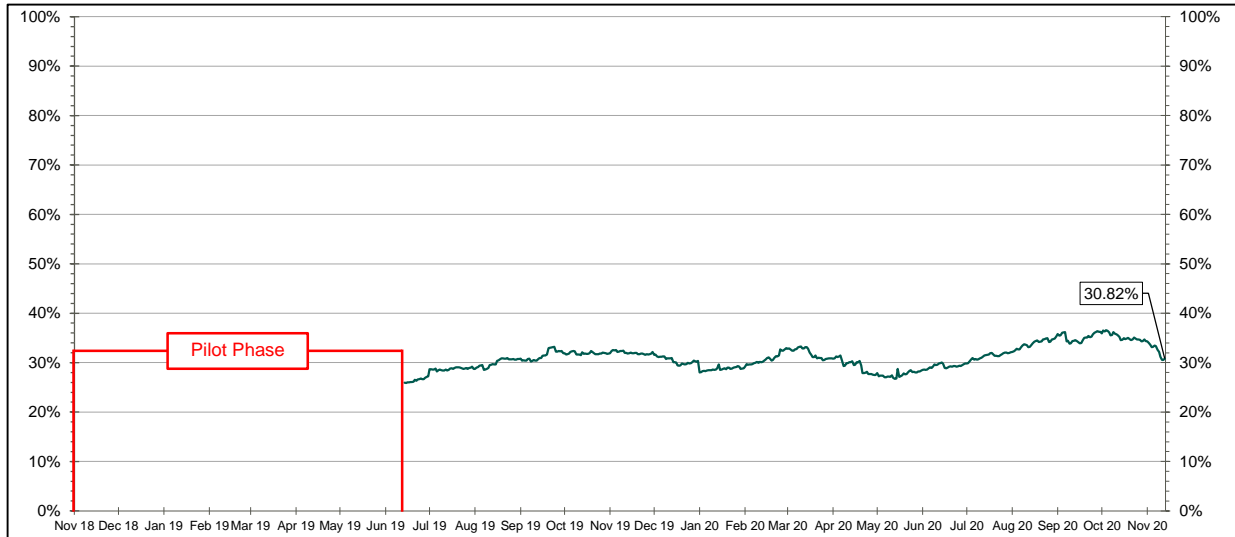
**Chart 3: Status of All Registered Employers**

As of 11/30/20

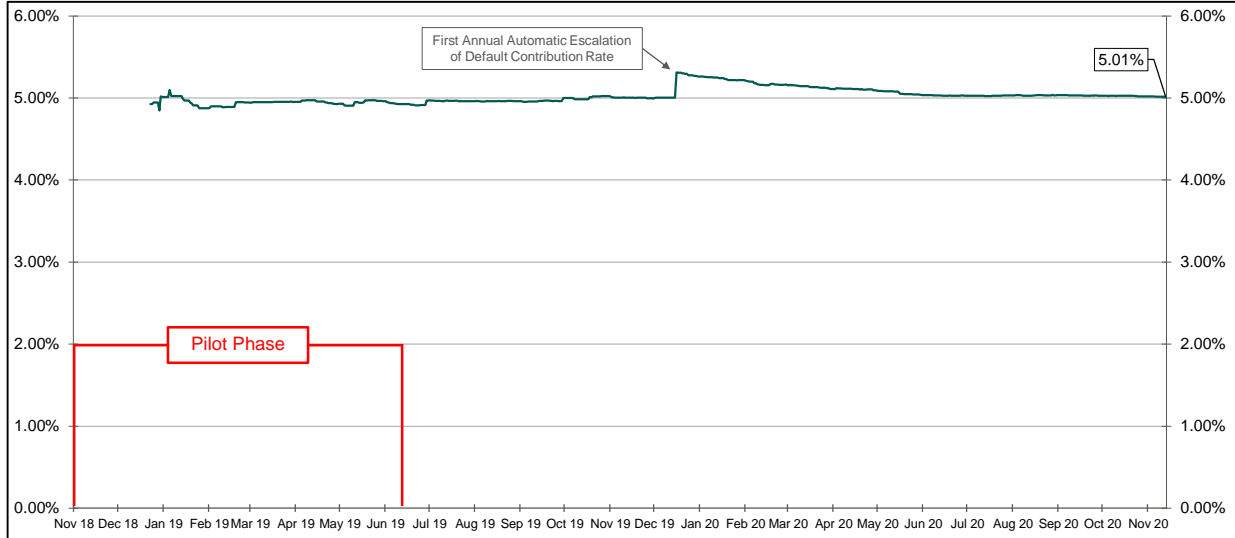


**Chart 4: Total Effective Opt-Out Rate**

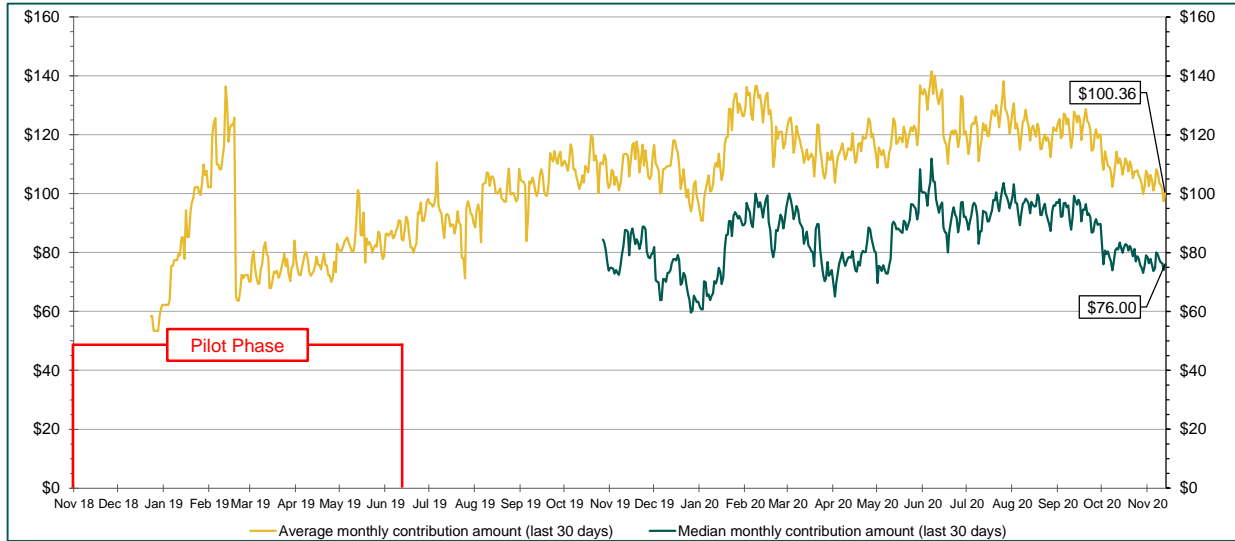
As of 11/30/20



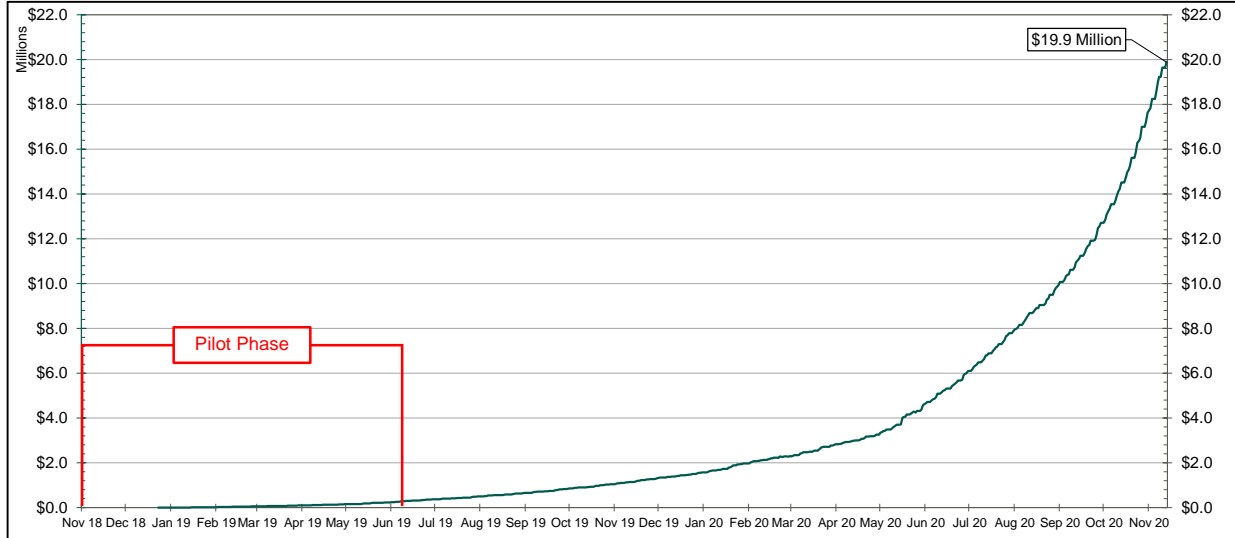
**Chart 5: Average Contribution Rate**  
As of 11/30/20



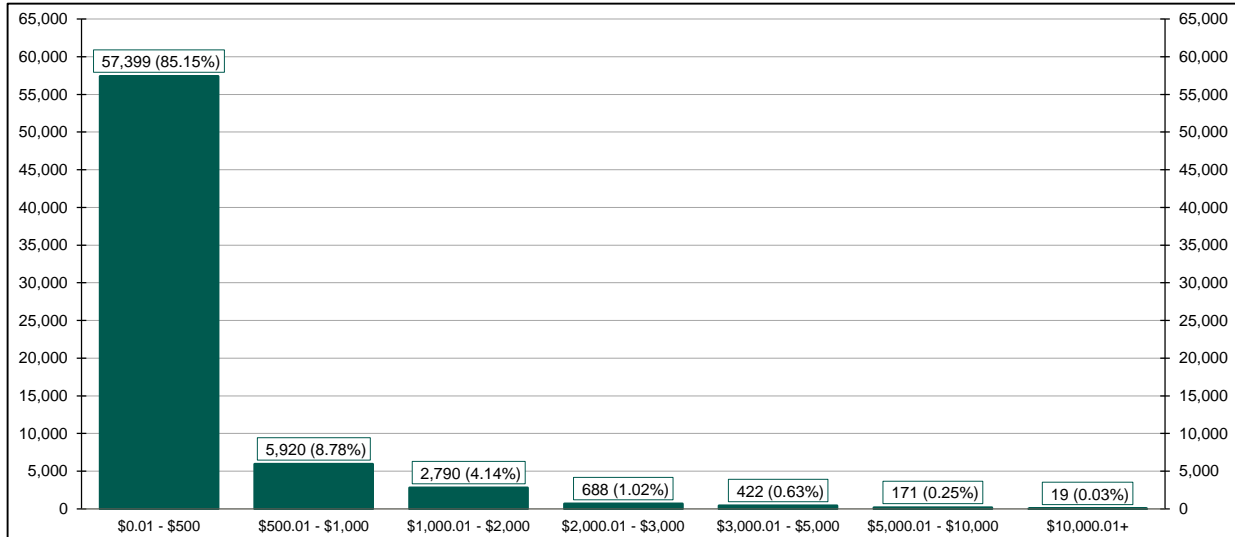
**Chart 6: Monthly Contributions Per Saver**  
As of 11/30/20



**Chart 7: Total Assets**  
As of 11/30/20



**Chart 8: Distribution of Accounts by Balance**  
As of 11/30/20



**Chart 9: Accounts w/a Full Withdrawal as % of Payroll Contributing Accounts**  
 As of 11/30/20

