



CalSavers Retirement Savings Program Participation & Funding Snapshot Data as of 4/30/21

Employers	4/30/2021	3/31/2021	Change	% Change
1 Employers Registered	10,243	9,957	286	2.9%
2 Employers That Uploaded Roster	6,747	6,349	398	6.3%
3 Employers That Started Payroll Deductions	3,676	3,280	396	12.1%
4 Exempted Employers	14,201	13,848	353	2.5%

Participants

5 Funded Accounts	138,590	128,818	9,772	7.6%
6 Accounts Enrolled, 1st Contribution Pending	198,519	188,294	10,225	5.4%
7 Payroll Contributing Accounts	148,591	137,934	10,657	7.7%
8 Enrollment Pending Accounts (within opt-out window)	29,398	32,005	-2,607	-8.1%
9 Multiple Employer Accounts	29,366	25,690	3,676	14.3%
10 Effective Opt-Out Rate	29.19%	29.25%	-0.06%	-0.2%


Funding

11 Total Assets	\$66,177,283.14	\$54,756,571.53	\$11,420,711.60	20.9%
12 Average Funded Account Balance	\$477.50	\$425.07	\$52.43	12.3%
13 Total Contributions Amount	\$70,819,918.72	\$58,904,037.88	\$11,915,880.84	20.2%
14 Average Monthly Contribution Amount	\$136.38	\$135.17	\$1.21	0.9%
15 Median Monthly Contribution Amount	\$108.59	\$107.88	\$0.71	0.7%
16 Average Contribution Rate	5.11%	5.11%	0.00%	-0.1%
17 Amount of Withdrawals	\$5,846,082.40	\$4,920,092.73	\$925,989.67	18.8%
18 Accounts with a Full Withdrawal	15,483	13,693	1,790	13.1%
19 Accounts with a Partial Withdrawal	570	497	73	14.7%
20 Accounts w/ Full W/d as % of Contributing Accounts	10.42%	9.93%	0.49%	5.0%

Notes:

*Historic participation reports are available at: <https://www.treasurer.ca.gov/calsavers/reports.asp>

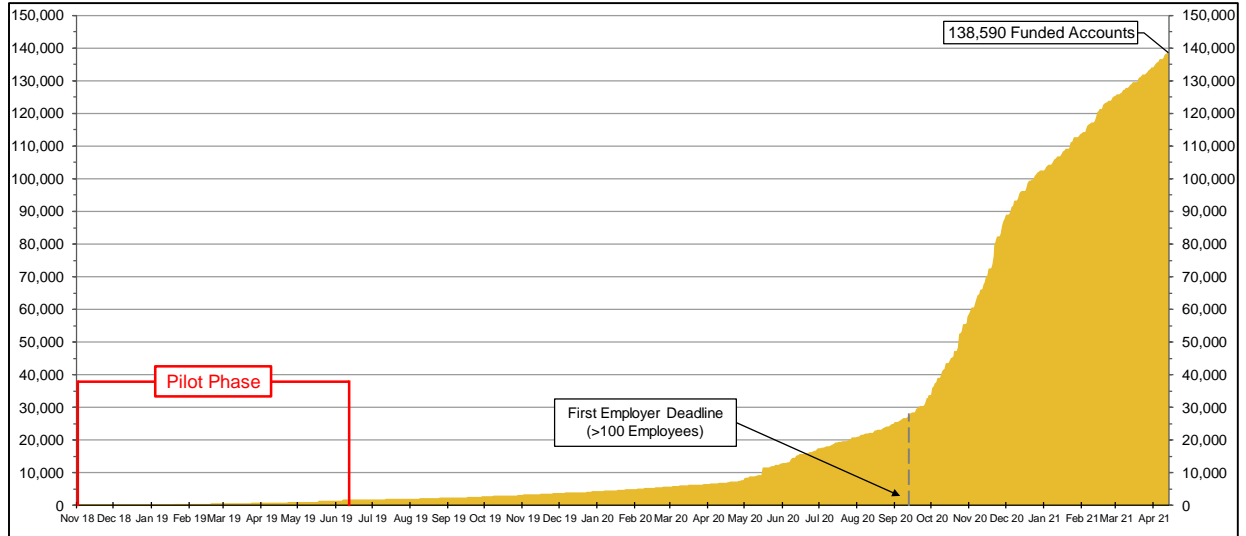
*The Program opened for all eligible employers on July 1, 2019, following a limited seven-month pilot. The first round of notices to employers were sent in October 2019. The deadlines for employer compliance are summarized in the graphic below.



Wave (Deadline)	Employers Registered	Employers Exempted	Total Employers Responded	Total Estimated Eligible Employers	Employer Response Rate
Wave 1 (9/30/20)	1,912	4,104	6,016	8,484	70.91%
Wave 2 (6/30/21)	1,682	2,496	4,178	10,862	38.46%
Wave 3 (6/30/22)	6,649	7,601	14,250	273,873	5.20%
Total	10,243	14,201	24,444	293,219	8.34%

Chart 1: Funded Accounts

As of 4/30/21



On April 15, 2020, the Board voted to delay the first deadline to September 30, 2020 due to the COVID-19 emergency. Direct notices to employers and most advertisements were paused for Quarter 2.

Chart 2: Enrolled Accounts: Total v. Funded

As of 4/30/21

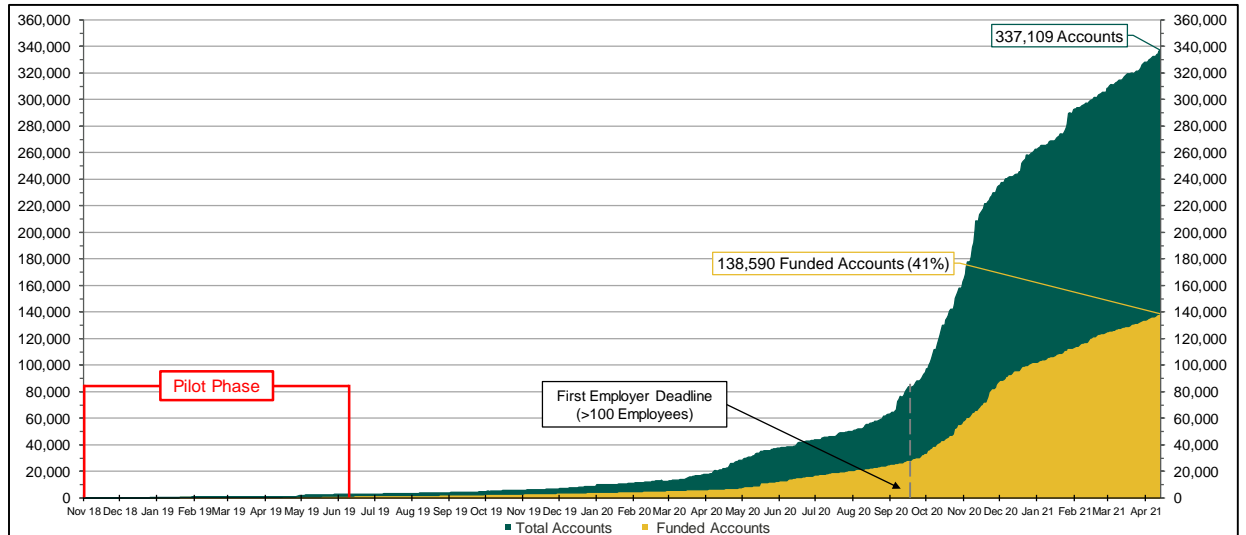


Chart 3: Status of All Registered Employers

As of 4/30/21

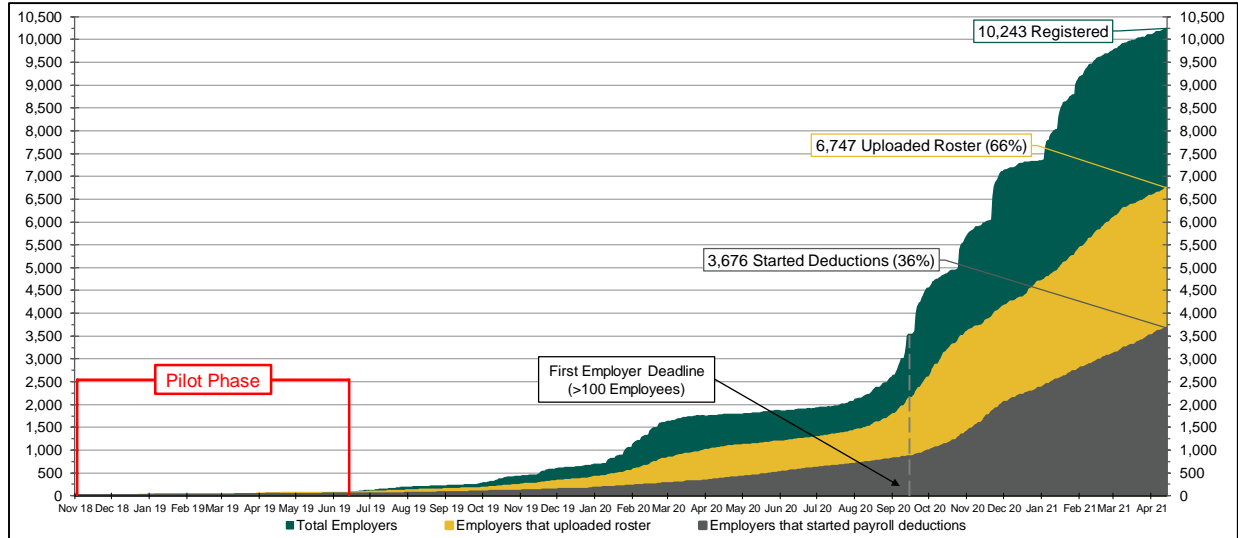


Chart 4: Total Effective Opt-Out Rate

As of 4/30/21

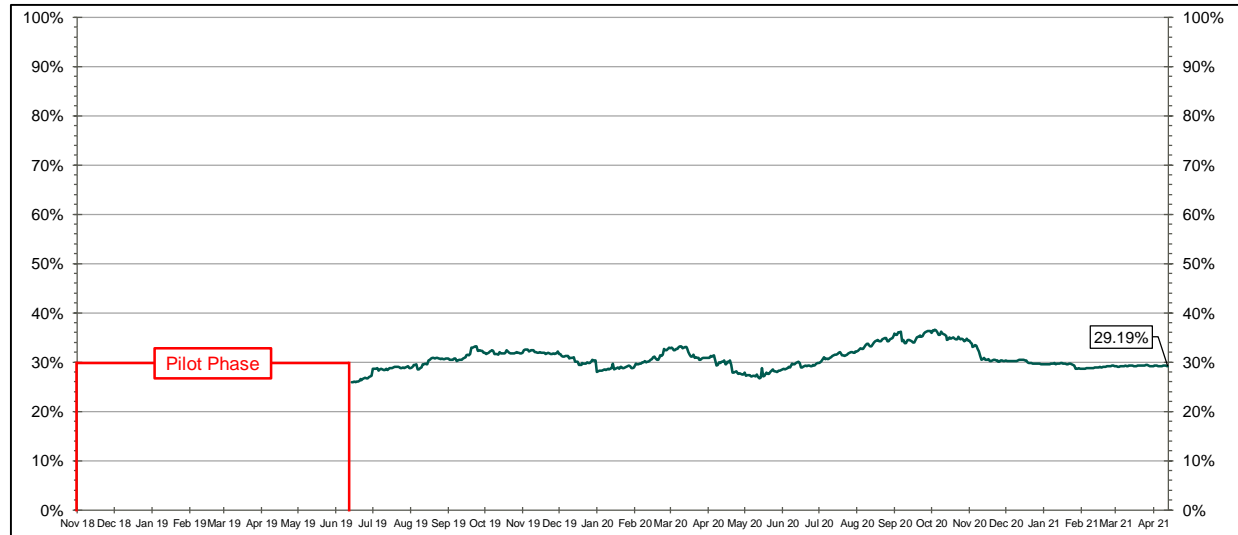
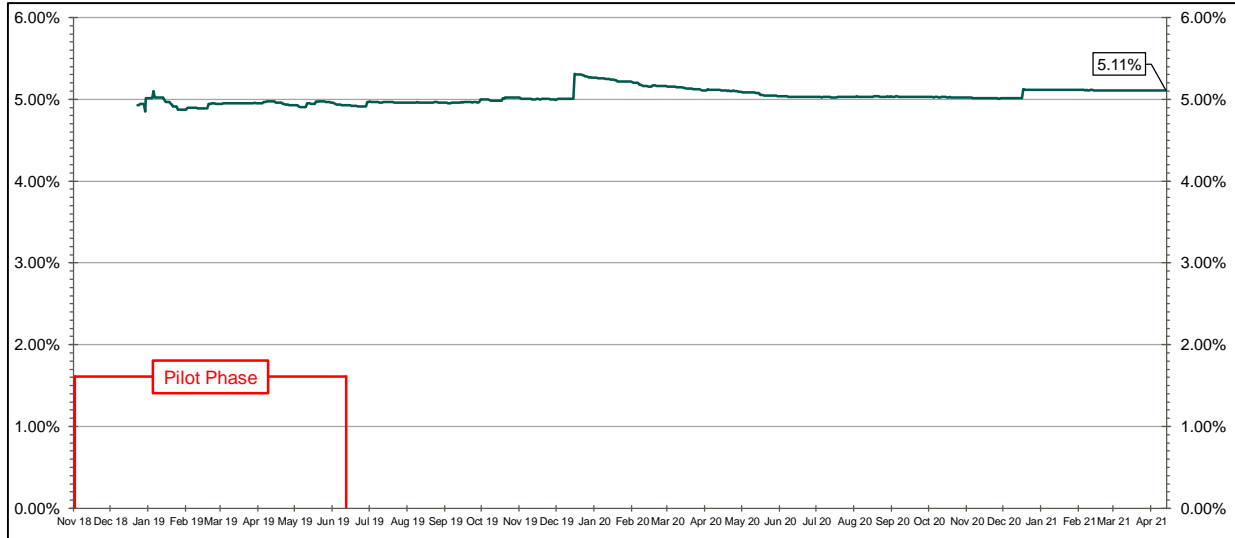


Chart 5: Average Contribution Rate

As of 4/30/21



Automatic escalation of the Default Contribution Rate is implemented each January 1st for participants that have been contributing for at least six months. The annual increase is one percentage point, up to a maximum default rate of 8%.

Chart 6: Monthly Contributions Per Saver

As of 4/30/21

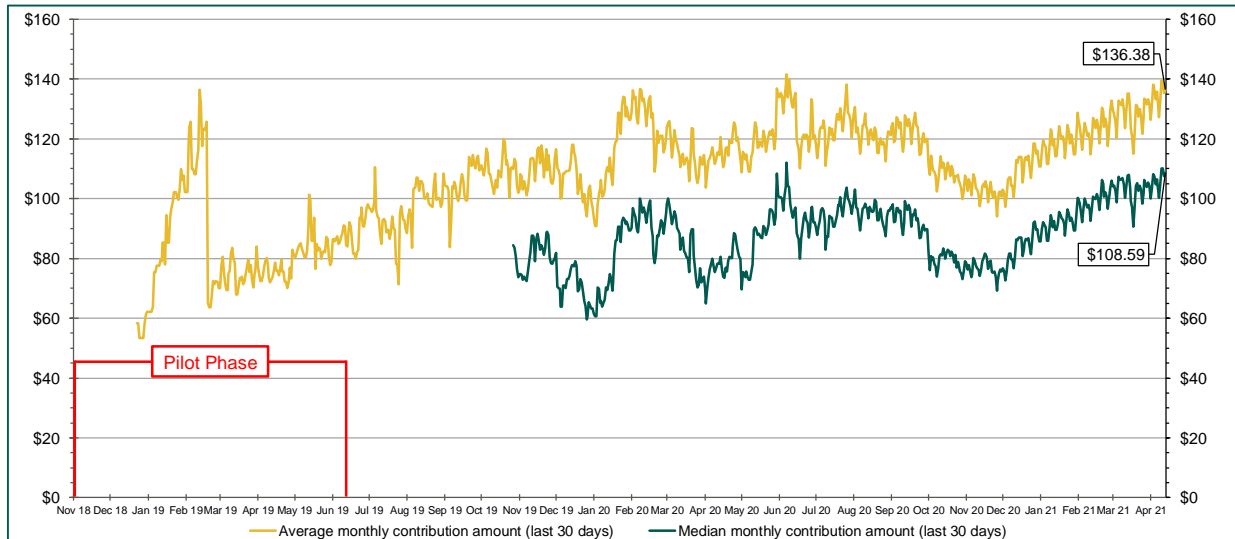


Chart 7: Total Assets
As of 4/30/21

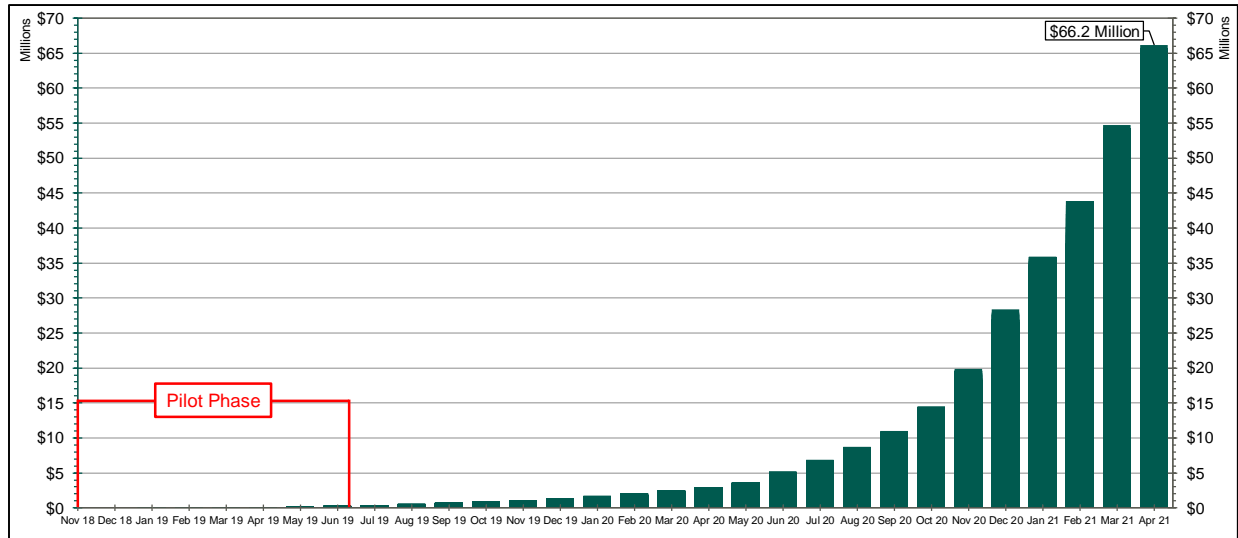


Chart 8: Distribution of Accounts by Balance
As of 4/30/21

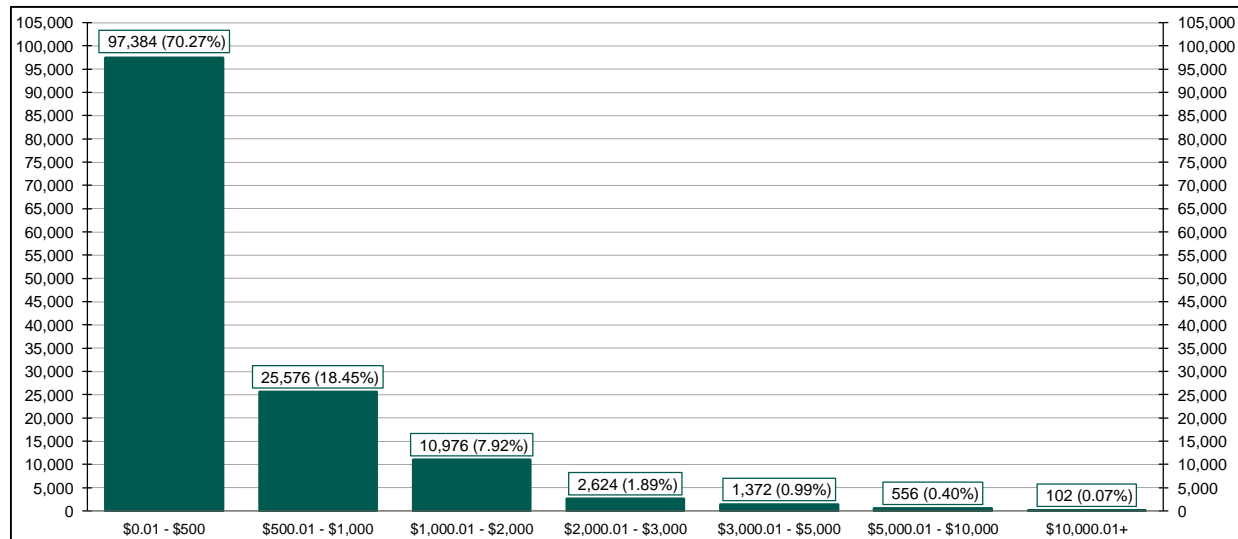


Chart 9: Accounts w/a Full Withdrawal as % of Payroll Contributing Accounts

As of 4/30/21

