

## AGENDA ITEM 4 (INFORMATION ITEM)

### FISCAL YEAR 2015-16 REPORT OF OPERATIONS

#### Fiscal Year 2015-16 Report of Operations June 21, 2016

##### DATA COLLECTION AND ANALYSIS UNIT

In compliance with its statutory requirements, CDIAC's Data Collection and Analysis Unit (Data Unit) maintains the California Debt Issuance Database (Database), which is considered the most comprehensive and accessible database of California public debt issuance in existence. The Database is the source for the debt statistics and analysis regularly released by CDIAC and for the Treasurer's new transparency website, DebtWatch.

##### Data Collection

Reports of proposed and issued debt, as well as annual fiscal status reports for Mello-Roos and Mark-Roos bonds submitted by public issuers to CDIAC, are maintained in the Database.<sup>1</sup> The Database contains information from 1984 to the present and is updated continuously by Data Unit staff. As of April 12, 2016, the Database contained more than 57,612 issuance records.

For fiscal year (FY) 2015-16, the Data Unit received and processed 8,320 reports including Reports of Proposed Debt Issuance (RPDI)s,<sup>2</sup> Reports of Final Sale (RFSs),<sup>3</sup> Marks-Roos Local Bond Pooling Yearly Fiscal Status Reports (MKR YFSRs), Mello-Roos Community Facilities Districts Yearly Fiscal Status Reports (MLR YFSRs), and Mello-Roos/

---

<sup>1</sup> The Data Unit receives annual fiscal status reports for Mello-Roos and Marks-Roos bonds issued after January 1, 1993 and January 1, 1996, respectively.

<sup>2</sup> Per Government Code Section 8855(i) issuers of proposed new debt must give notice no later than 30 days prior to the sale date.

<sup>3</sup> 2015, per Government Code Section 8855(j), issuers are required to submit reports of final sale no later than 21 days after the sale of the debt.

**FIGURE 1****REPORTS PROCESSED, FISCAL YEAR 2015-16**

<b>TYPE OF REPORT</b>	<b>FY 2015-16</b>	<b>FY 2014-15</b>	<b>INCREASE/ DECREASE</b>
Reports of Proposed Debt Issuance	2,147	2,500	-14.1%
Reports of Final Sale	2,451	2,289	7.1
Mello-Roos Yearly Fiscal Status Reports	1,437	1,430	0.5
Marks-Roos Yearly Fiscal Status Reports	2,263	2,244	0.8
Mello-Roos/Marks-Roos Draw on Reserve/Default/Replenishment Filings	22	16	37.5
<b>TOTAL REPORTS RECEIVED</b>	<b>8,320</b>	<b>8,479</b>	<b>-1.9%</b>

Marks-Roos Draw on Reserve/Default filings (DFDs) (Figure 1). This represents a -1.9 percent decrease from the number of reports received in FY 2014-15.

On January 1, 2015 the changes to CDIAC’s authorizing statutes imposed by AB 2274 (Chapter 181, Statutes of 2014) went into effect. The amendments clarified that all debt issued by state and local governments, not just debt associated with the issuance of bonds, was reportable to CDIAC.

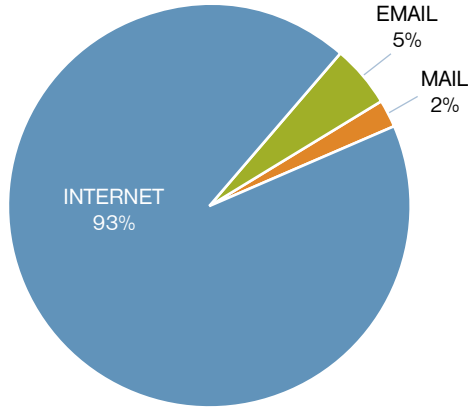
The Data Unit has continued its transition to electronic (on-line) submission of data and reports as the primary means of data collection. Effective January 1, 2016, issuers must begin filing reports with CDIAC electronically. Electronic submissions enhance data collection efficiencies and help to ensure reporting accuracy.

During FY 2015-16, online submissions of RPDIs and RFSs accounted for 93 percent of all submissions. This represented an increase over 2014-15, when online submissions accounted for 70 percent of the total. Of the 4,598 RPDIs and RFSs received, 309 (7 percent) were delivered in hard-copy form (mail or e-mail). Staff must manually enter the data contained on reports received in this manner.

Figure 2 displays the methods used to submit RPDIs and RFSs in FY 2015-16.

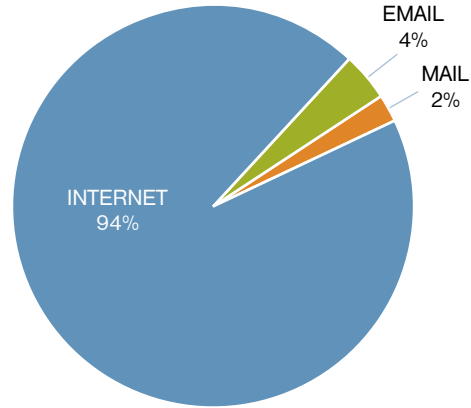
The online submission rate increases when all reports are considered. More than 94 percent of all reports were submitted electronically during FY 2015-16 versus the 82 percent filing rate during FY 2014-15 (Figure 3). Even though only 6 percent of all reports were filed by traditional mail and email, this translated to approximately 502 reports that required manual data entry by Data Unit staff.

**FIGURE 2**  
STATE AND LOCAL ISSUANCE  
METHODS OF SUBMITTAL  
RPDIs AND RFSs, FY 2015-2016



TOTAL REPORTS RECEIVED: 4,598

**FIGURE 3**  
STATE AND LOCAL ISSUANCE  
METHODS OF SUBMITTAL  
ALL REPORTS RECEIVED, FY 2015-2016



TOTAL REPORTS RECEIVED: 8,320

### Debt Issuance Fees

A critical function of the Data Unit is the collection of CDIAC debt issuance fees, the source of CDIAC's operational funding. CDIAC's issuance fees are assessed based on the principal amount issued and maturity length.<sup>4</sup> In general, a flat fee of \$150 is currently assessed for short-term maturities. Long-term maturities are assessed a fee equal to 1.5 basis points (0.015 percent) times the principal amount issued, not to exceed \$3,000. A detailed fee schedule is available on CDIAC's website.<sup>5</sup>

For FY 2015-16, the Data Unit issued 1,128 invoices totaling approximately \$2 million. Figure 4 reflects the breakdown of fees assessed for state and local agencies in FY 2015-16.

### Public Access to Debt Issuance Data

CDIAC used a variety of online methods to provide public officials and members of the public immediate access to debt issuance data, including:

DEBTWATCH DATA PORTAL. As a part of the Treasurer's ongoing effort to increase government transparency and accountability, the Treasurer's Office

<sup>4</sup> Maturities of 18 months or less are considered as short-term maturities for the purpose of assessing the issuance fee. Maturities greater than 18 months are considered as long-term maturities for fee assessment.

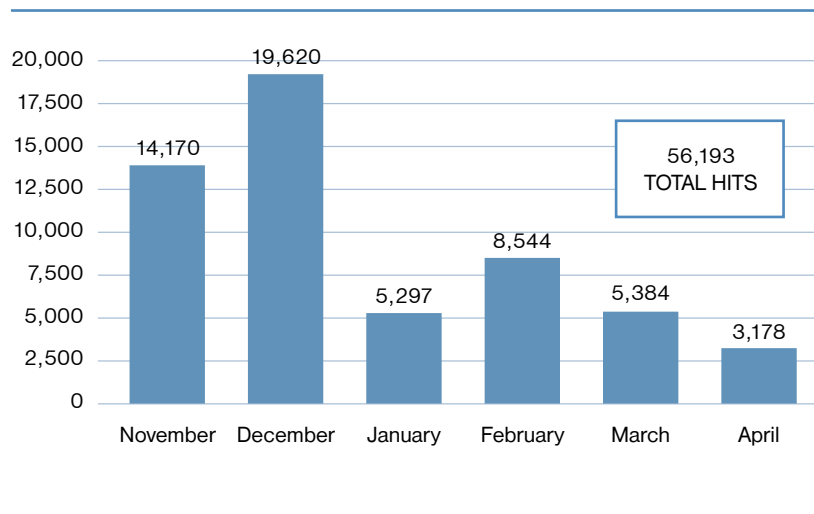
<sup>5</sup> [www.treasurer.ca.gov/cdiac/reporting/feeschedule.asp](http://www.treasurer.ca.gov/cdiac/reporting/feeschedule.asp).

**FIGURE 4**
**FEES ASSESSED, STATE AND LOCAL ISSUERS  
 JULY 2015 TO MARCH 2016**

	FEES ASSESSED	# OF INVOICES
STATE		
Long-Term Debt	\$161,368	60
Short-Term Debt	0	0
LOCAL		
Long-Term Debt	\$1,824,734	1,011
Short-Term Debt	11,700	57
<b>TOTAL FEES ASSESSED</b>	<b>\$1,997,802</b>	<b>1,128</b>

launched the DebtWatch website in November 2015.<sup>6</sup> DebtWatch provides citizens, the media, policy makers, and academics a new resource for understanding state and local government debt issuance. Containing easily accessible information relating to debt issued during the past thirty years, DebtWatch gives users the ability to compare, contrast, and analyze debt issuance data in unique, user-specific ways and provides data on both proposed and completed debt issuances. CDIAC recorded 56,193 hits to the new DebtWatch website for the period of November 17 – April 12, 2016 (Figure 5).

DEBT LINE NEWSLETTER. CDIAC publishes a monthly newsletter, *Debt Line*, describing the operations of the Commission during the prior month.<sup>7</sup> *Debt Line* includes a monthly calendar of issues that provides

**FIGURE 5**
**DEBTWATCH WEBSITE ACTIVITY, NOVEMBER 17, 2015 TO APRIL 12, 2016**


<sup>6</sup> DebtWatch is located at: <http://debtwatch.treasurer.ca.gov>.

<sup>7</sup> Government Code Section 8855(h)(9).

comprehensive information on all reports of proposed and finalized debt issuances received during the prior month.

ONLINE TABLES AND GRAPHS. CDIAC posts monthly state and local debt issuance data to its website in the form of tables and graphs. Data on principal amount issued, the type of debt, and the purpose of issuance is summarized year-to-date and for the current month. Tables showing data for the two prior calendar years is also available on line.

ONLINE ISSUANCE DATA - EXCEL FORMAT. This report contains the same information reported on the monthly calendar of issues, but only for debt for which CDIAC has received a report of final sale. The information is provided by month, as received. Aggregated data for prior years is also available.

SEARCHABLE DATABASE. State and local debt issuance data is available through a searchable database that contains information from 1984 through the present on all completed debt transactions reported to CDIAC. The online database was accessed 3,824 times between July 2015 and March 2016.

MARKS-ROOS AND MELLO-ROOS DRAW ON RESERVES/DEFAULT REPORTS. Notices of draws on reserve and defaults are posted as the reports are received. Reports are listed by issuer and date of occurrence.

## Reports

CDIAC published a number of reports summarizing the debt it received during the current calendar year and, in some cases, from past years.

MARKS-ROOS LOCAL BOND POOLING ACT YEARLY FISCAL STATUS REPORT AND MELLO-ROOS COMMUNITY FACILITIES DISTRICT YEARLY FISCAL STATUS REPORT. The Marks-Roos and Mello-Roos Yearly Fiscal Status Reports received annually by CDIAC during the fiscal year (July 1 through June 30) are the basis for these reports.<sup>8</sup> In an effort to bring the Marks-Roos Bond Pooling Act Participants Yearly Fiscal Status Report to a current status, the Data Unit has reviewed and verified reports received for FYs 2009-10, 2010-11, and 2011-12.

CDIAC published the Mello-Roos Community Facilities District Yearly Fiscal Status Report, covering the period of July 1, 2014 through June 30, 2015 in April 2016. All prior year reports have been published.

CALENDAR OF PUBLIC DEBT ISSUANCE. This annual report provides details on each issuance of public debt in California. Each listing includes

---

<sup>8</sup> Pursuant to Government Code Sections 6599.1(b) and 53359.5(b) issuers of Mark-Roos (after January 1, 1996) and Mello-Roos (after January 1, 1993) bonds must submit Yearly Fiscal Status Reports to CDIAC.

the issuer name, county, debt type, purpose of the issue, date of sale, debt principal amount, and whether or not the issue is a refunding. Each listing also shows the interest rate, rating, credit enhancement information, final maturity date, and major participants in the financings. The report is organized chronologically by issuer, beginning with the State of California and its departments and agencies, then local agencies (further sorted by county, agencies within counties, and by the sale date of the issue), and student loan corporations. This report is published in conjunction with the Summary of California Public Debt Issuance and the Annual Report described below.

**SUMMARY OF CALIFORNIA PUBLIC DEBT ISSUANCE.** This annual report provides aggregate summary information by issuer on major components of debt, such as long-term and short-term debt, tax-exempt and taxable debt, and refunding existing indebtedness. The tables included in the report contain statistics on both state and local agencies broken out by type of issuer, type of debt, purpose of financing, federal taxability, and whether the issue is a refunding. This report is published in conjunction with the Calendar of Public Debt Issuance and the Annual Report described below.

**ANNUAL REPORT.** CDIAC's Annual Report provides summary of California debt issuance for the calendar year. The report includes comparisons of previous years' debt issuance, categories of issuance (such as, purpose of debt, competitive and negotiated, credit enhanced debt), and displays California's Mello-Roos and Marks-Roos issues, purpose, and defaults and draws on reserves.

### Other 2015 Data Unit Projects and Initiatives

**ELECTRONIC DOCUMENT STORAGE.** In late 2009, the Data Unit began a project to reduce the amount of archived materials stored on site by systematically reviewing, digitizing, and electronically storing all paper documents in an electronic document storage facility (FileNet). Staff began digitization with calendar year 2008 documents. To date, all 2008 through 2011 documents have been scanned and stored. The scanning process for the 2012 files is approximately 55 percent complete.

**DATABASE UPDATES - APPLICATION BASED REPORTS AND PUBLIC INTERFACE.** Working with the State Treasurer's Office Information Technology Division (ITD), the Data Unit was able to add a field in the Database that will allow staff to identify the legislative body which formed the community facility district type when compiling the Mello-Roos Yearly Fiscal Status Summary Report. This change will help staff by reducing the time spent manually manipulating the data. Also, in connection with the DebtWatch launch, the Data Unit staff coordinated with ITD to categorize issuers into "issuer types" to ensure better presentation on the

site. This required staff to manually associate more than 4,200 public issuers to the new issuer types.

**CAPTURING PROCESS EFFICIENCIES.** The Data Unit continues to work with ITD to enable issuers to easily submit data to CDIAC via the Internet when submitting RPDIs and RFSs for TRAN pool sales. Currently all TRAN pool data must be manually entered by Data Unit staff. Developing web-based reports that can be electronically submitted by users will improve staff processing time.

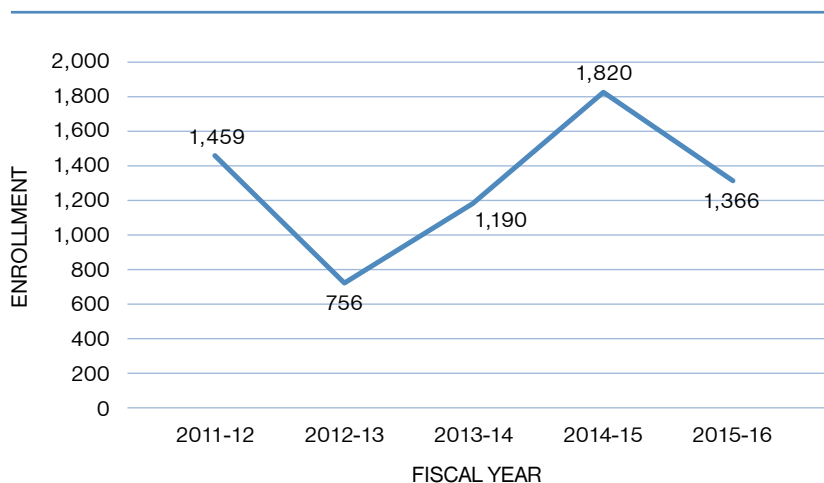
**TECHNICAL ASSISTANCE.** Data Unit staff responded to 46 requests for technical assistance during the year. Inquiries regarding costs of issuance and school district debt were the two most frequent. Data on Mello-Roos bonds was the third most requested item.

## EDUCATION AND OUTREACH UNIT

Government Code Section 8855(h)(7) requires CDIAC to provide a continuing education program to municipal debt and investment professionals.

**SEMINAR ENROLLMENT.** In FY 2015-16, 1,366 municipal professionals attended educational events offered by CDIAC or in partnership with other public finance organizations, a 25 percent decrease from FY 2014-15 (Figure 6).<sup>9</sup> This decrease in overall attendance can be attributed in

**FIGURE 6**  
SEMINARS, CONFERENCES, WORKSHOPS  
AND WEBINARS ATTENDANCE, FY 2015-16<sup>10</sup>

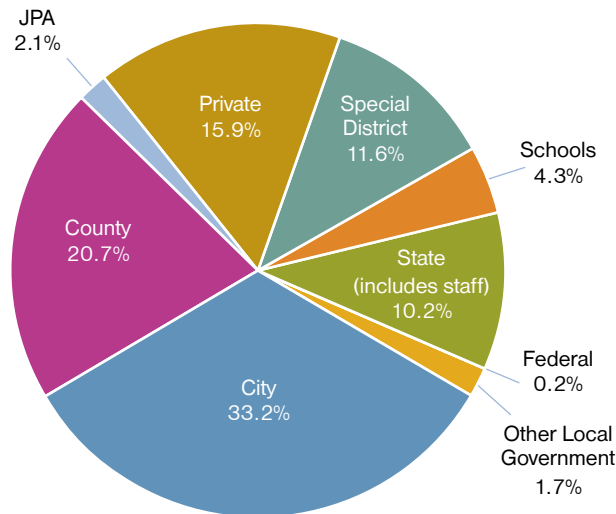


<sup>9</sup> Represents ten months of data - totals as of May 2, 2016.

<sup>10</sup> The attendance total reported in the 2015 Commission Report has been revised to include data for webinars that had not yet been broadcast at the time the report was published. This changed the FY 2014-15 attendee total from 1248 attendees to 1820 attendees, an increase of approximately 46 percent.

**FIGURE 7**

**ENROLLMENT AT CDIAC EDUCATION PROGRAMS  
BY AGENCY TYPE, FY 2015-16**



part to fewer seminar offerings. In addition, webinar offerings in FY 2014-15 drew higher numbers of attendees than ever before due to increased interest in the subject matter presented.

CDIAC continues to serve its core constituency, local public agencies, through its educational programs. Over the past ten months, 74 percent of the attendees of CDIAC’s educational programs have been public agency representatives of cities, counties, special districts, and other local government entities (Figure 7).

Webinars remain an effective mode of delivering CDIAC’s educational information to a broader audience. Seventy percent (70%) of attendance in CDIAC’s education programs was attributed to webinars (Figure 8).

### Webinars

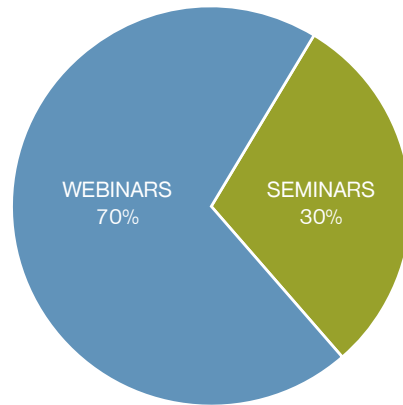
The seven webinars offered in FY 2015-16 focused on public investments as well as the importance of disclosure policies. In May 2015, CDIAC began a comprehensive nine-part webinar series titled *The Public Investment Portfolio* detailing public local agency investment instruments permissible under state law. These webinars examined each instrument type, reviewed the statutory authority, and analyzed how the investment’s features may or may not achieve a local agency’s investment policy objectives. The first three webinars of the series were held in FY 2014-15: *Investing in Treasuries*, *Demystifying the World of Agencies*, and *When It Makes Sense to Buy Municipals*. The series continued into FY 2015-16 with the six remaining webinars,



**FIGURE 8**

EDUCATION FORMAT: ON-LINE VS. IN-PERSON, FY 2015-16

---



which drew the interest of 800 participants. Participation for the entire series totaled 1,372.

**THE PUBLIC INVESTMENT PORTFOLIO: PART 1 - INTRODUCTION TO MONEY MARKETS: UNDERSTANDING BANKER'S ACCEPTANCES AND COMMERCIAL PAPER.** In July 2015, the first of three presentations on money market securities was presented. The webinar began with a brief overview on the function of the money market and the wide variety of products then turned to the features and characteristics of banker's acceptances and how they are created; the use of commercial paper and its characteristics as an unsecured instrument, and the analytics and integration of both into the public portfolio.

**THE PUBLIC INVESTMENT PORTFOLIO: PART 2 - MONEY MARKETS: CERTIFICATES OF DEPOSIT, DEPOSIT PLACEMENT SERVICES AND COLLATERALIZED BANK DEPOSITS.** This webinar delved into the definition, description, and characteristics of certificates of deposits, deposit placement services, and collateralized bank deposits. Also discussed were the use of negotiable certificates of deposit in the public portfolio, the strength and reporting requirements of collateralized bank deposits in California, and the use of insured deposits through placement services.

**THE PUBLIC INVESTMENT PORTFOLIO: PART 3 - MONEY MARKETS UTILIZING REPURCHASE AGREEMENTS, REVERSE REPOS AND SECURITIES LENDING AGREEMENTS.** In August 2015, the third and final presentation on money market securities covered repurchase agreements, reverse repos and securities lending agreements in detail. Noted were the types of collateral and safeguards, the analysis in determining if using any of these agreements is a good strategy for the public portfolio, and the steps to monitor and report these securities along with ensuring that they adhere to your agency's investment policy or credit guidelines.

THE PUBLIC INVESTMENT PORTFOLIO: MAKING SENSE OF CORPORATE NOTES AND BONDS. This webinar, held in August 2015, considered the various aspects of investing in corporates. The presentation included a description of corporate notes and bonds, medium-term notes and their differences; maturities, yield and duration risk of corporates, credit criteria for public investments in corporates, issuer restrictions and rating requirements, and the analysis required prior to investing in corporates; and types of risks associated with corporates and comparison to other asset classes.

THE PUBLIC INVESTMENT PORTFOLIO: UNDERSTANDING STRUCTURED POOLED SECURITIES – ASSET-BACKED, MORTGAGE-BACKED AND COLLATERALIZED MORTGAGE SECURITIES. This webinar in September 2015 described asset-backed securities (ABS), mortgage-backed securities (MBS) and collateralized mortgage obligations (CMO). Concerning these securities, the discussion included maturity, ratings and portfolio limits, examples, valuations, transactions, and credit monitoring, analysis required to determine if they meet the investment objectives for local governments as stated in investment plan and policies, and types of risks associated with each type of instrument.

THE PUBLIC INVESTMENT PORTFOLIO: DIFFERENTIATING MUTUAL FUNDS FROM MONEY MARKET MUTUAL FUNDS AND UNDERSTANDING INVESTMENT POOLS. The final webinar in the entire series was held in September 2015. It provided an in-depth view on money market funds and mutual funds. The presentation showed the dynamics of net asset value (NAV) and how reform will affect the NAV and money market funds; the changes to money market funds, effective in 2016, that are important for local governments to understand; the differences, including the benefits and risks, between various types of local government investment pools.

For the seventh webinar of FY 2015-16, CDIAC focused on debt disclosure policies, a topic of increasing importance in the municipal market.

DISCLOSURE POLICIES: WHAT EVERY ISSUER SHOULD CONSIDER. In October 2015, CDIAC hosted this webinar in light of the Securities Exchange Commission's emphasis on the importance of written disclosure policies and procedures and the National Association of Bond Lawyers' report titled *Crafting Disclosure Policies*. The presentation provided a detailed discussion of the report as well as the key elements to address in the policy development process: the core components of a good policy; the types of disclosure to include; how to conduct a review of current procedures to determine what improvements need to be made; the internal controls and systems crucial to the disclosure process; how compliance with disclosure policy can be documented; and considerations regarding what form of training is necessary to ensure that personnel sufficiently understand the policy and the issuer's obligations.

TECHNICAL ASSISTANCE PROVIDED TO OTHER BOARDS/COMMISSIONS/AGENCIES/DIVISIONS WITHIN THE STATE TREASURER'S OFFICE. CDIAC supported the efforts of two agencies within the STO to conduct webinars. In November 2015, the Investments Division hosted a webinar featuring an economic outlook by Dr. Lynn Reaser, chief economist of the Treasurer's Council of Economic Advisors, as well as an informational update on the Local Agency Investment Fund and Pooled Money Investment Account. In April 2016, the California School Finance Authority presented an outline of the State Charter School Facilities Incentive Grants Program (CFDA 84.282D) and examined the relationship between the Program and the Charter School Facility Grant Program (SB740).

### Seminars

In FY 2015-16, CDIAC hosted two of its core educational programs.

MUNICIPAL MARKET DISCLOSURE: THE DEVELOPMENT AND ADMINISTRATION OF DEBT DISCLOSURE POLICIES. On April 7, 2016, CDIAC hosted this one-day seminar detailing the disclosure requirements of municipal issuers and taking an in-depth look at the process of developing and administering disclosure policies. This seminar continued the discussion presented in CDIAC's October 2015 webinar *Disclosure Policies: What Every Issuer Should Consider* by providing participants with an understanding of the purpose, structure, and content of disclosure policies, as well as the practices that help issuers implement and maintain them.

FUNDAMENTALS OF LAND-SECURED FINANCING. CDIAC hosted a seminar on April 28, 2016 detailing the land-secured financing process from district pre-formation through project implementation to on-going administration. Both Mello-Roos Community Facilities District and Assessment District financings were covered in-depth.

### Educational Partnerships

In FY 2015-16, four of CDIAC's trainings were delivered collaboratively through partnerships with *The Bond Buyer*; California Society of Municipal Analysts (CSMA); Land Use and Natural Resources, University of California, Davis Extension (UCDE); and California Municipal Treasurers Association (CMTA).

CDIAC PRE-CONFERENCE AT *THE BOND BUYER'S 25<sup>TH</sup> ANNUAL CALIFORNIA PUBLIC FINANCE CONFERENCE – ELECTRONIC TRADING: MARKET EFFICIENCY AND WHY IT MATTERS TO ISSUERS*. On October 21, 2015, CDIAC marked its 14<sup>th</sup> year of collaboration with *The Bond Buyer* by hosting a pre-conference examining the opportunities for market

participants to benefit from advances in technology, in particular the benefits derived from access to information on pricing and transaction costs offered by electronic trading. It also considered the role of existing alternative trading systems already in operation and the challenges they face in expanding transparency, efficiency, and fairness to the entire municipal market.

CDIAC AND THE CALIFORNIA SOCIETY OF MUNICIPAL ANALYSTS – CALIFORNIA LEASE FINANCING: A NEW LOOK AT AN OLD TOOL. This program, held in November 2015, considered the structure of tax-exempt lease financing and asset transfer financing, uses and benefits, and the nature of the security. It then considered the implications of the Stockton bankruptcy and the uncertainty that may remain with respect to the nature of a lease in Chapter 9.

CDIAC AND LAND USE AND NATURAL RESOURCES, UCDE – RETHINKING DEVELOPMENT FINANCE: FINANCING DEVELOPMENT IN A POST-REDEVELOPMENT WORLD. In November 2015, CDIAC partnered with the University of California, Davis Extension to examine the current programs and strategies available for development finance in post-redevelopment California.

CDIAC AND CALIFORNIA MUNICIPAL TREASURERS ASSOCIATION – ADVANCED PUBLIC FUNDS INVESTING: THE ANALYTICS OF INVESTMENT SELECTION AND PORTFOLIO DECISION-MAKING. In January 2016, CDIAC hosted a two-day seminar designed to build on its 2015 webinar series *The Public Investment Portfolio* by providing a more advanced analysis of each investment instrument's features and risks in the context of a portfolio structure. The seminar covered more advanced concepts underlying sound public portfolio decision-making and included an investment portfolio case-study simulation that allowed seminar participants to put the concepts discussed into practice.

## RESEARCH UNIT

California Government Code Section 8855(h)(5) authorizes CDIAC to undertake research projects that improve practices or reduce the borrowing costs of public issuers in California. Since the Commission's last meeting on June 23, 2015 CDIAC staff have either initiated or completed the following research assignments.

### Completed Projects

A PRELIMINARY REVIEW OF THE INITIAL DISCLOSURE PRACTICE OF CALIFORNIA'S CONDUIT BORROWERS. This issue brief reviews the initial disclosure documents of conduit borrowers in the state of California, including a content analysis of those documents to determine the

similarities and differences between and among the different sectors of conduit issuance.

ALTERNATIVE FINANCING IN THE MUNICIPAL MARKET: FINANCIAL AND POLICY CONSIDERATIONS. The expanded availability and demand for alternative debt structures in the municipal market provides unique opportunities and risks to both issuers and investors. This issue brief explains the benefits and drawbacks, the pertinent disclosure issues, and the policies and procedures municipal issuers should consider before issuing alternative debt.

FINAL REPORT OF THE TASK FORCE ON BOND ACCOUNTABILITY. Formed in February 2015 by State Treasurer Chiang, the Task Force on Bond Accountability supported by CDIAC staff has issued its final report on its analysis, findings, and recommendations. The report includes a set of best practice guidelines that, if adopted, will help to provide public agencies that issue debt a reasonable assurance that the proceeds are being used for legal and intended purposes and in compliance with administration and legal requirements.

K-14 VOTER APPROVED GENERAL OBLIGATION BONDS: AUTHORIZED, BUT UNISSUED – 2016 UPDATE. In 2014, CDIAC published research that cross referenced K-14 general obligation (GO) bond issuance with the underlying voter approved authority to determine amounts authorized but unissued from 2002 through 2013. This update provides authorized but unissued data from 2002 through 2015.

LOCAL AGENCY INVESTMENT GUIDELINES: UPDATE FOR 2016. CDIAC, working collaboratively with industry contacts, reviewed and updated the CDIAC Local Agency Investment Guidelines. This document provides references and recommendations (developed by public and private sector professionals) for interpreting and applying California statute to common public fund investment topics related to local agencies. The 2016 Update reflected statutory changes effective January 1, 2016.

OPPORTUNITIES TO USE ASSESSMENT DISTRICTS TO FINANCE FACILITIES AND SERVICES IN CALIFORNIA TODAY. A series of recent court decisions challenging the methods of apportioning general and special benefits used for certain assessments in California has led local agencies to question the viability of assessment financing, which in turn has limited the use of this important financing tool. This report seeks to inform local agencies as well as others in the public finance community about the opportunities for using assessments within the constraints imposed by these decisions.

REGULATORY RESOURCES FOR MUNICIPAL ISSUERS. CDIAC's website features a new webpage, Regulatory Resources for Municipal Issuers, which contains resources on selected topics of municipal market regula-

tions such as the Municipal Advisor Rule and information on the municipal market's regulatory agencies. CDIAC's "Dodd-Frank Calendar" and "Legislative Update" published as part of *Debt Line* are now also available on this webpage, [www.treasurer.ca.gov/cdiac/mmra/index.asp](http://www.treasurer.ca.gov/cdiac/mmra/index.asp).

**SECURITIZED INVESTMENTS: ASSET BACKED/MORTGAGE BACKED SECURITIES.** This issue brief provides an overview of asset-backed and mortgage-backed securities, identifies the risk associated with these investment products in a public portfolio, and describes the current status of proposed federal initiatives that may affect these securities.

## Initiated Projects in Progress

**BOND AND TAX MEASURES APPEARING ON THE 2016 PRIMARY BALLOTS: RESULTS OF THE 2016 PRIMARY ELECTION.** This bi-annual report will provide a detailed analysis of the certified results of the bond and tax elections held in June 2016 Primary Election. Also included in this report are detailed listings of each bond and tax measure by county, region, type of tax or debt, and purpose.

## Ongoing Activity

**OUTREACH AND COLLABORATION WITH PUBLIC FINANCE ORGANIZATIONS.** CDIAC continues to work with public finance organizations, public agencies and research organizations to identify and assess new forms of public debt and investments coming into the market. This collaboration helps to keep CDIAC informed of market trends and emerging products and practices to produce research that is timely and relevant.

**DEBT AND INVESTMENT LEGISLATION AFFECTING STATE AND LOCAL GOVERNMENTS.** CDIAC monitors the status and maintains an inventory of important state and federal legislation affecting public finance, municipal bond issuance, and public funds investing. Published periodically in *Debt Line* during the legislative session, the online inventory includes helpful links to the most current information on pending legislation.

**DEBT LINE.** CDIAC will continue to publish *Debt Line*, a monthly newsletter including issuance statistics and analysis, research articles penned by CDIAC staff, important dates and details arising from MSRB and SEC regulatory activities, and announcements of educational programming produced by CDIAC and allied organizations.

**EDUCATION PROGRAM SUPPORT.** The Research Unit will provide support to the Education Unit in their 2015-16 programs.

**TECHNICAL ASSISTANCE.** The Research Unit will continue to provide input to local agencies and the general public on matters related to technical assistance request.