

**California Debt and Investment  
Advisory Commission**

**Bond and Tax Measures Appearing on the 2008 Primary Ballots**

**Results  
of the  
2008  
Primary  
Elections**

**CDIAC # 08-10**



**California Debt and Investment  
Advisory Commission**

**Results  
of the  
2008  
Primary  
Elections**

**Bond and Tax Measures Appearing  
on the 2008 Primary Ballots**



# California Debt and Investment Advisory Commission

The Legislature established the California Debt and Investment Advisory Commission (CDIAC) to assist state and local government agencies when issuing, monitoring, and managing public debt, and with investing public funds through its research and technical assistance programs. CDIAC also acts as the State's clearinghouse for public debt issuance information.

## **CDIAC Members Include:**

### **Bill Lockyer**

California State Treasurer and Chair

### **Arnold Schwarzenegger**

Governor

### **John Chiang**

State Controller

### **Dave Cox**

State Senator

### **Ted Lieu**

Assemblymember

### **José Cisneros**

Treasurer and Tax Collector,  
City and County of San Francisco

### **Jay Goldstone**

Chief Operating Officer,  
City of San Diego

## **Executive Director:**

**John Decker**

Additional information concerning this report or CDIAC programs may be obtained by contacting the Commission directly via phone (916) 653-3269, fax (916) 654-7440, e-mail ([cdiac@treasurer.ca.gov](mailto:cdiac@treasurer.ca.gov)) or by visiting CDIAC's website: [www.treasurer.ca.gov/cdiac](http://www.treasurer.ca.gov/cdiac).

All rights reserved. No part of the *Bond and Tax Measures Appearing on the 2008 Primary Ballots, Results of the 2008 Primary Elections* may be reproduced without written credit given to CDIAC. Permission to reprint with written credit given to CDIAC is hereby granted.



# Contents

<b>Introduction</b>	1	
<b>June 2008 Primary Election Results</b>	3	
<b>Combined Results of the 2008 Primary Elections</b>	9	
By Purpose	9	
By Type	10	
By Region	12	
<b>Comparison of the 2006 and 2008 Primary Elections</b>	15	
By the Measure's Vote Requirement	15	
By Type of Measure	16	
By Region	17	
By Purpose	17	
<b>Figures</b>		
<b>Figure 1</b>	Summary of Results for Fiscal Measures by Type, Primary Election, June 3, 2008	3
<b>Figure 2</b>	GO Bond Measures by Number and Volume, Results of Primary Election, June 3, 2008	3
<b>Figure 3</b>	Summary of Results, GO Bond Measures by Purpose, Primary Election, June 3, 2008	4
<b>Figure 4</b>	Summary of Results, General and Special Tax Measures by Type of Tax, Primary Election, June 3, 2008	5
<b>Figure 5</b>	Summary of Results, Tax Measures by Purpose, Primary Election, June 3, 2008	6
<b>Figure 6</b>	Number of Fiscal Measures by Type of Measure, Combined Primary Elections 2008	9
<b>Figure 7</b>	2008 Primary Elections Summary of Votes by Purpose	10
<b>Figure 8</b>	2008 Primary Elections, Summary of Votes by Type of Measure	11
<b>Figure 9</b>	Volume of GO Bond Measures by Purpose, 2008 Primary Elections	12
<b>Figure 10</b>	Counties Included in Region	12
<b>Figure 11</b>	Number of Measures Approved by Region, 2008 Primary Elections	13
<b>Figure 12</b>	Passage Rate by Region, 2008 Primary Elections	13
<b>Figure 13</b>	Election Results by Vote Requirement, 2006 and 2008 Primary Elections	15
<b>Figure 14</b>	Election Results by Type of Measure, 2006 and 2008 Primary Elections	16

<b>Figure 15</b>	Election Results by Region, 2006 and 2008 Primary Elections	17
<b>Figure 16</b>	Election Results by Purpose, 2006 and 2008 Primary Elections	18

## **Appendices**

<b>Appendix A</b>	Table A, Comparison of Primary Voter Turnout 2006 and 2008	A-1
<b>Appendix B</b>	Table B, Summary of Local Government Bond and Tax Measures, Primary Elections by County, February 5, 2008 and June 3, 2008	B-1
<b>Appendix C</b>	Table C, Summary of Local Government Bond and Tax Measures, Primary Elections by Region, February 5, 2008 and June 3, 2008	C-1
<b>Appendix D</b>	Table D, Summary of Local Government Bond and Tax Measures, Primary Elections by Type of Tax/Debt, February 5, 2008 and June 3, 2008	D-1
<b>Appendix E</b>	Table E, Summary of Local Government Bond and Tax Measures, Primary Elections by Purpose, February 5, 2008 and June 3, 2008	E-1







# Introduction

## Acknowledgements

County clerks, registrars of voters, and their staffs provided the information contained in this publication. Commission thanks all the individuals and offices who graciously provided the material.

Constitutional and statutory provisions require voters to authorize general obligation (GO) bonds issued by state and local governments. For bonds issued by the state, the authorization must be made through a statewide election. Local bonds must be approved by voters within the jurisdiction authorizing the bond.

Local governments must also seek local voter approval for levies of certain revenue exactions, and especially taxes. Statewide ballots have included measures to increase or reduce state taxes, as well, under a limited set of circumstances.

Since 1986, after each statewide election, the California Debt and Investment Advisory Commission (CDIAC) publishes a statistical summary and analysis of bond and tax measures appearing on the ballot. This report, the 21st in the series, details the results of local government bond and tax measures appearing on the June 3, 2008 Primary Election ballot. Though no fiscal measures appeared on the statewide ballot, voters in 36 counties considered 77 bond and tax measures.

Voters had two opportunities to consider fiscal measures in primary elections in 2008; the presidential primary in February and another primary for state offices in June. Not since 1940 had California held a presidential primary election on a date separate from the statewide primary election. To give a more complete picture of the 2008 primary results, this report also provides analysis and statistics on the combined results of the February 2008 and June 2008 elections.<sup>1</sup> Though they may not be directly related to the results of the single primary held in June 2006, they provide a measure of comparability to the results of previous years' primary results.

Ms. Nova Edwards compiled the data and prepared the analysis. Mr. John Decker and Ms. Kristin Szakaly-Moore reviewed and edited this document.

<sup>1</sup> The previous election report contained results from the February 5, 2008 Primary Election (February Primary Election).



# June 2008 Primary Election Results

During the June 3, 2008 Primary Election, voters considered 77 local fiscal measures. Thirty-six of these measures (46.8 percent) would have authorized the issuance of GO bonds, and 41 (53.2 percent) would have levied a tax (or assessment). Of the tax proposals, voters considered 28 measures to levy a special tax whose proceeds would be earmarked and 13 measures to impose a general tax (that is, the tax is levied without a specific earmark).

At the election, voters approved 53 (68.8 percent) of the fiscal measures on the June ballot: 27 bond measures, 15 special tax measures, and 11 general tax measures. Figure 1 summarizes the election results by type of measure.

Below, commission staff review details on the bond and tax measures.

## General Obligation Bond Measures

Local agencies presented voters with a total of 36 GO bond measures in the June 2008 Primary Election. If voters had approved all these measures, they would have authorized the issuance of \$2.3 billion in GO bonds. See Figure 2.

Thirty-three of the 36 bond measures on the ballot would have financed facilities for Kindergarten through community college. Thirty-one of these measures would authorize bonds for Kindergarten through high school (K-12) facilities. Two measures were for community colleges. Local ballots provided one measure each proposing financing for capital associated with recreation, firefighting and hospital facilities. Specifically:

- **K-12 Education Facilities.** Voters considered 31 GO bond measures for K-12 education facilities and

**Figure 1**

**Summary of Results for Fiscal Measures by Type, Primary Election, June 3, 2008**

	<b>Bonds</b>	<b>Special Tax</b>	<b>General Tax</b>	<b>Total</b>
Pass	27	15	11	53
Fail	9	13	2	24
<b>Total</b>	<b>36</b>	<b>28</b>	<b>13</b>	<b>77</b>
Passage Rate	75.0%	53.6%	84.6%	68.8%

**Figure 2**

**GO Bond Measures by Number and Volume Results of Primary Election, June 3, 2008**

<b>Result</b>	<b>Number</b>	<b>Volume</b>	<b>Percent of Total Number of GO Bond Measures</b>
Pass	27	\$1,886,207,012	75.0%
Fail	9	455,530,000	25.0
<b>Total</b>	<b>36</b>	<b>\$2,341,737,012</b>	<b>100.0%</b>

approved 24. They approved issuances ranging in value from \$715,000 to \$378 million. Under the provisions of Proposition 39 (approved by voters in 2000), many of these bond measures could be approved with 55 percent of the voters, rather than a two-thirds vote. Voters approved 10 bond measures with a margin in excess of 55 percent, but less than 67 percent.

- **Community College Facilities.** Two GO bond measures proposed financing for community college facilities. Voters approved both measures.
- **Recreation Facilities.** One GO bond measure appeared on the ballot for recreation facility purposes. This measure, which required two-thirds voter approval, received 75.7 percent of the vote. The funds from the approved measure (\$4.87 million) will finance a gymnasium, weight room, kitchen, meeting rooms, offices, softball field, soccer field, and a swimming pool.
- **Firefighting Facilities.** One measure proposed authorizing \$10 million in GO bond issuance to replace aging structures and modernize major equipment. This measure was not approved.

**Figure 3**

**Summary of Results: GO Bond Measures by Purpose, Primary Election, June 3, 2008**

Purpose	Approved Measures		Failed Measures		Total	
	Number	Percent of Total	Number	Percent of Total	Number	Percent of All
K-12 Education Facilities	24	66.7%	7	19.4%	31	86.1%
Community College Facilities	2	5.6	0	0.0	2	5.6
Recreation Facilities	1	2.8	0	0.0	1	2.8
Firefighting Facilities	0	0.0	1	2.8	1	2.8
Hospital Facilities	0	0.0	1	2.8	1	2.8
<b>Total</b>	<b>27</b>	<b>75.0%</b>	<b>9</b>	<b>25.0%</b>	<b>36</b>	<b>100.0%</b>

\*Totals may not add due to rounding.

- **Hospital Facilities.** One measure would have authorized up to \$11.5 million in GO bonds to retrofit hospital facilities for seismic repairs. The measure was not approved.


At the election, voters authorized issuing \$1.9 billion. They passed 27 (75 percent) measures, authorizing \$1.9 billion in GO bonds. See Figure 3.

### General and Special Tax Measures

Local governments placed 41 tax measures on the ballot. Twenty-eight measures (68.3 percent) proposed the levy of special taxes, thereby requiring approval by two-thirds of voters. Thirteen measures proposed general taxes and required a simple majority approval. Overall, voters approved 26 tax measures (63.4 percent), as displayed in Figure 4.

The tax measures can be grouped into five categories by purpose: general government, K-12 education, public health and safety, capital improvements, and miscellaneous.

- **General Government.** Voters considered 13 general government tax measures: five utility users' taxes (UUTs), five transactions and use taxes (TUTs), two transient occupancy taxes (TOTs), and one parcel tax. All but one of these measures required simple majority approval. Voters approved 11 of these measures.
- **K-12 Education.** Thirteen tax measures proposed levying special taxes for K-12 education purposes. Voters approved seven of these measures.
- **Public Health and Safety.** Four public health and safety tax measures appeared on the ballot; voters approved two. One finances fire protection while the other finances emergency medical services.
- **Capital Improvements.** Voters considered two special tax levies, one for street improvements and the other for street lighting. The tax for street improvements was approved by voters while the street lighting measure was not.



**Figure 4**

### Summary of Results General and Special Tax Measures by Type of Tax Primary Election, June 3, 2008

			Totals	
Result	Special Tax	General Tax	Number	Percent
Pass	15	11	26	63.4%
Fail	13	2	15	36.6
<b>Total</b>	<b>28</b>	<b>13</b>	<b>41</b>	<b>100.0%</b>



- **Miscellaneous.** Voters considered nine, miscellaneous special tax measures, approving five. The proceeds from the approved levies will be used for parks and public libraries.

Figure 5 summarizes these election results.

**Figure 5**

**Summary of Results  
Tax Measures by Purpose, Primary Election June 3, 2008**

<b>Purpose</b>	<b>Passed Measures</b>		<b>Failed Measures</b>		<b>Total Measures</b>	
	<b>Number</b>	<b>Percent of Total</b>	<b>Number</b>	<b>Percent of Total</b>	<b>Number</b>	<b>Percent of Total</b>
General Government	11	26.8%	2	4.9%	13	31.7%
K-12 Education	7	17.1	6	14.6	13	31.7
Public Health and Safety	2	4.9	2	4.9	4	9.8
Capital Improvements	1	2.4	1	2.4	2	4.9
Miscellaneous	5	12.2%	4	9.8%	9	22.0%







# Combined Results of the 2008 Primary Elections

The 2008 primary elections presented voters with a total of 139 bond and tax measures. Of these, voters approved 102 (73.4 percent passage rate).

As displayed in Figure 6, 58 of 75 bond measures (77.4 percent) passed. Tax measures had a lower passage rate, with 44 of 64 (68.8 percent) measures winning approval.

Below, the combined results are described according to the measure's purpose, type, and region.

The following 18 counties reported no fiscal measures on their ballots in the combined elections: Alpine, Amador, Calaveras, Colusa, Del Norte, Inyo, Kings, Lassen, Mariposa, Modoc, Plumas, Shasta, Sierra, Siskiyou, Tehama, Trinity and Yuba.

## Combined Results, by Purpose

Figure 7 combines all fiscal measures presented to voters in the 2008 primaries and displays the following purposes: capital improvements, education, general government, public health and safety, and miscellaneous projects.


The ballots proposed 84 measures for K-12 facilities, by far the largest single purpose. Of these, 64 measures (76.2 percent) passed. Proposals for community college facilities had the highest passage rate: of six measures on the combined ballot, five passed (for an 83.3 percent passage rate).

The following briefly describes the bond and tax measures by purpose. More detail can be found in Appendix E.

**Education.** Voters were presented with 90 local government education bond and tax measures in the 2008 Primary Elections.

Of the 90 education measures proposed, 71 were for GO bond issuance and 19 were special tax measures. Fifty-six of the 90 GO bond issuance measures received approval (62.2 percent). Thirteen of the 19 special tax measures were approved (68.4 percent).

All but one of the GO bond measures required 55 percent voter approval; the other measure required two-thirds approval. Voters approved 78.5 percent of GO bond measures



**Figure 6**

**Number of Fiscal Measures by Type of Measure, Combined Primary Elections 2008**

	February	June	Total	Percent of Total
<b>Passed</b>				
Bond Measures	31	27	58	42%
Tax Measures	18	26	44	32
<i>Subtotal, Passed</i>	<i>49</i>	<i>53</i>	<i>102</i>	<i>73%</i>
<b>Failed</b>				
Bond Measures	8	9	17	12%
Tax Measures	5	15	20	14
<i>Subtotal, Passed</i>	<i>13</i>	<i>24</i>	<i>37</i>	<i>27%</i>
<b>Total, All Measures</b>	<b>62</b>	<b>77</b>	<b>139</b>	



for K-12 school facilities/programs and 83.3 percent of the measures for community colleges.

**General Government.** The 2008 Primary Election ballots had 20 general government measures. These tax measures included transaction and use (sales tax), utility user, and transient occupancy taxes. Voters approved 18 measures, five of which will reduce tax rates.

**Figure 7****2008 Primary Elections, Summary of Votes by Purpose**

<b>Purpose</b>	<b>February 2008 Primary</b>			<b>June 2008 Primary</b>			<b>Total</b>		
	<b>Pass</b>	<b>Total</b>	<b>Percent Pass</b>	<b>Pass</b>	<b>Total</b>	<b>Percent Pass</b>	<b>Pass</b>	<b>Total</b>	<b>Percent Pass</b>
Capital Improvements	1	1	100.0%	1	2	50.0%	2	3	66.7%
K-12 School Facilities	33	40	82.5	31	44	70.5	64	84	76.2
Community College Facilities	3	4	75.0	2	2	100.0	5	6	83.3
Parks and Recreation	1	2	50.0	4	5	80.0	5	7	71.4
Other	11	15	73.3	15	24	62.5	26	39	66.7
<b>Total</b>	<b>49</b>	<b>62</b>	<b>79.0%</b>	<b>53</b>	<b>77</b>	<b>68.8%</b>	<b>102</b>	<b>139</b>	<b>73.4%</b>

**Public Health and Safety.** Voters were presented with 14 public health and safety measures on the 2008 Primary Election ballots. Two of the measures were GO bonds, which provided financing for a fire protection district and a hospital district. Both measures required two-thirds voter approval; neither was approved. The remaining 12 measures were special tax measures, six of which were approved. Five of these measures required two-thirds voter approval for passage, and one required a majority vote.

**Miscellaneous Projects.** The 2008 Primary Election ballots included 12 miscellaneous bond and tax measures for parks and recreation facilities and public libraries. All

of the measures in this category required two-thirds voter approval. Seven measures (58.3 percent) were approved.

**Capital Improvements.** There were three capital improvement measures on the 2008 Primary Election ballots. All three measures required two-thirds voter approval; two measures (66.7 percent) were approved.

**Combined Results, by Type**

Of the 139 measures on the 2008 Primary Elections ballots, 75 measures (54 percent) authorized the issuance of GO bonds, 44 measures (31.7 percent) authorized the levy of

special taxes, and 20 measures (14.4 percent) authorized the levy of general taxes. Voters approved 58 GO bond measures (77.3 percent), 26 special tax measures (59.1 percent), and 18 general tax measures (90.0 percent). Figure 8 summarizes these results.

Below is a brief discussion of the types of measures considered by the voters; Appendix D contains a listing of individual measures by type.

**General Obligation Bonds.** Figure 9 shows the total volume of GO bond measures by purpose. Proposed GO bond measures on the 2008 Primary Election ballots totaled nearly \$6.9 billion. Of this, \$6.6 billion was proposed for education-related purposes, \$22.0 million for public health and safety purposes, and \$190 million for parks and recreational facilities.

Fifty-eight GO bond measures (77.3 percent) were approved, totaling approximately \$6.1 billion. Fifty-one of these measures (87.9 percent) were for K-12 educational facilities/programs, five measures were for community college facilities (8.6 percent), and the remaining two measures were for park and recreation facilities (3.4 percent).

Voters approved no GO bond measures for capital improvements and general government.

**Special and General Tax Measures.** The 2008 Primary Election ballots had 64 local government tax measures. Forty-four measures were for special taxes (mostly parcel taxes); 42 of these required two-thirds voter approval and two required majority approval. Voters approved 24 of the 42 measures (57.1 percent) requiring two-thirds voter approval and both of the measures requiring majority approval.

**Figure 8**

**2008 Primary Elections, Summary of Votes by Type of Measure**

Measure Type	February 2008 Primary			June 2008 Primary			Total		
	Pass	Total	Percent Pass	Pass	Total	Percent Pass	Pass	Total	Percent Pass
GO Bond	31	39	79.5%	27	36	75.0%	58	75	77.3%
Special Tax	11	16	68.8	15	28	53.6	26	44	59.1
General Tax	7	7	100.0	11	13	84.6	18	20	90.0
<b>Total</b>	<b>49</b>	<b>62</b>	<b>79.0%</b>	<b>53</b>	<b>77</b>	<b>68.8%</b>	<b>102</b>	<b>139</b>	<b>73.4%</b>

**Figure 9**

**Volume of GO Bond Measures, by Purpose  
2008 Primary Elections  
(Dollars in Millions)**

	<b>Education</b>	<b>Public Health and Safety</b>	<b>Miscella- neous</b>	<b>Total</b>
Passed	\$5,938	\$0	\$190	\$6,127
Failed	706	22	0	728
<b>Total</b>	<b>\$6,644</b>	<b>\$22</b>	<b>\$190</b>	<b>\$6,855</b>

\*Totals may not add due to rounding.

Twenty of the local government tax measures were general taxes. Voters approved 18 measures (90 percent). The general tax measures included utility users', transaction and use, parcel, and transient occupancy taxes.

**Combined Results, by Region**

The election results can also be reviewed for regional differences. Staff divided the results into the five regions detailed in Figure 10.

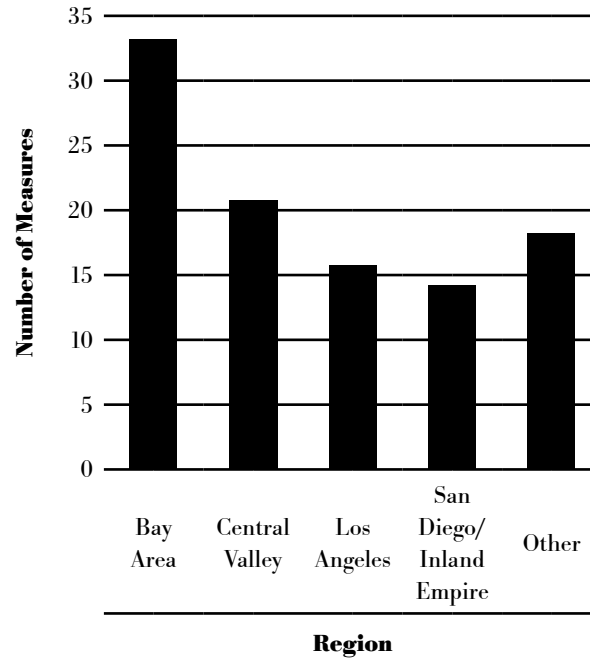
**Figure 10**

**Counties Included in Region**

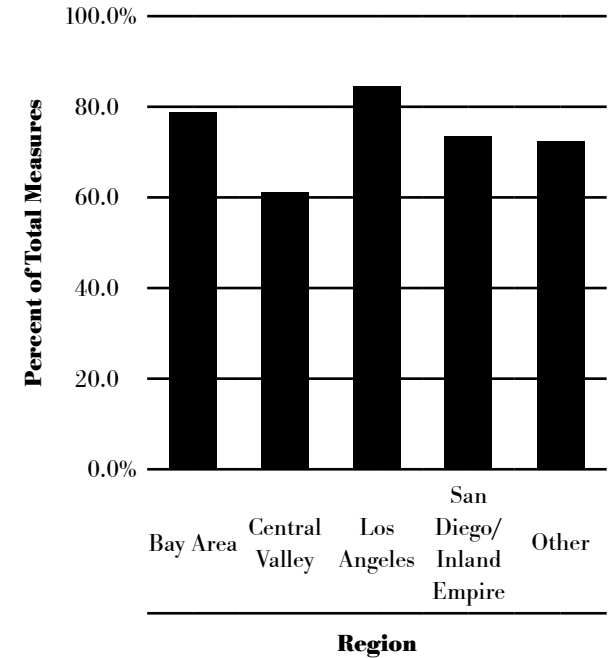
<b>Bay Area:</b>	Alameda, Contra Costa, Marin, Napa, San Francisco, San Mateo, Santa Clara, Solano, and Sonoma Counties.
<b>Central Valley:</b>	Butte, Colusa, El Dorado, Fresno, Glenn, Kern, Kings, Madera, Merced, Placer, Sacramento, San Joaquin, Shasta, Sutter, Stanislaus, Tehama, Tulare, Yolo, and Yuba Counties.
<b>Los Angeles:</b>	Los Angeles, Orange, and Ventura Counties.
<b>San Diego/ Inland Empire:</b>	Imperial, San Diego, Riverside, and San Bernardino Counties.
<b>Other:</b>	Alpine, Amador, Calaveras, Del Norte, Humboldt, Inyo, Lake, Lassen, Mariposa, Mendocino, Modoc, Mono, Monterey, Nevada, Plumas, San Benito, San Luis Obispo, Santa Barbara, Santa Cruz, Sierra, Siskiyou, Trinity, and Tuolumne Counties. Also includes measures that overlap multiple county boundaries.

**Figure 11**

**Number of Measures Approved by Region,  
2008 Primary Elections**



**Passage Rate by Region,  
2008 Primary Elections**



As Figure 11 shows, the Bay Area region approved the greatest number of measures in the 2008 Primary Election (33 bond and tax measures), followed by the Central Valley region (21 measures).

In the 2008 Primary Elections, the Los Angeles region had a passage rate higher than any other region with the greatest number of voters approving (84.2 percent) (see Figure

12). The passage rate of bond and tax measures in the Bay Area region was the next highest (78.6 percent) in the 2008 Primary Elections, followed by the San Diego/Inland Empire region (73.7 percent).

Appendix B contains a listing of individual measures by county and Appendix C contains a listing of measures by region.





# Comparison of the 2006 and 2008 Primary Elections

Election results are contextual. How best to compare across elections? Voter turnout and the underlying political environment can have a large impact on the success of certain measures. (Appendix A details the turnout by election and by county.) In the case of fiscal measures on these ballots, it is not clear whether local governments are improving their ability to manage and promote certain fiscal measures. Conventional wisdom asserts that the results of this year's primary election can often be compared to the results of the last primary election.

To compare primary results of 2006 and 2008, staff combined the results of the two 2008 primaries. The success rates in the 2008 primaries may be subject to adverse selection issues, as local governments might have considered whether to place a fiscal measure on a particular ballot depending on if their expectations about the chances for success were greater on the February or the June ballots.

Below, staff compare the results of the elections by voter requirement for the measure, type, region and purpose.

## Comparison by the Measure's Vote Requirement

Figure 13 provides a breakdown of the passage requirement for the bond and tax measures appearing on the 2008 Primary Election and the 2006 Primary Election ballots. Measures requiring a majority vote in the 2008 Primary Elections, which were predominately for general government purposes, received more than 90 percent voter approval. The total number of approved measures far exceed the 2006 Primary regardless of the measure's required minimum.

Over half of the 2008 Primary Election measures and nearly two-thirds of the 2006 Primary Election measures required 55 percent voter approval. Most of these measures were com-

**Figure 13**

**Election Results, by Vote Requirement, 2006 and 2008 Primary Elections**

Vote Requirement	2006			2008		
	Pass	Total	Percentage Pass	Pass	Total	Percentage Pass
Majority	4	7	57%	8	8	100%
55 Percent	41	69	59	30	38	79
Two-thirds	10	32	31	11	6	69
<b>Total</b>	<b>55</b>	<b>108</b>	<b>51%</b>	<b>49</b>	<b>62</b>	<b>79%</b>

prised of education GO bonds, and received greater voter support than those measures requiring two-thirds voter approval.

A greater percentage of measures requiring a majority vote were approved than those that required two-thirds voter approval. For example, in the February 2008 Primary, all majority vote measures were approved whereas 68.8 percent of measures requiring two-thirds voter approval were passed. This pattern is consistent across all three Primaries.

### Comparison by Type of Measure

Figure 14 provides a breakdown of the types of bond and tax measures on the primary election ballots. Measures considered in the February 2008 Primary Election received the most overall voter support (79 percent) compared to 68.8 percent for the June 2008 Primary Election and 50.9 percent in the 2006 Primary Election.

The general tax measures across all three Primaries received the greatest voter support (100 percent, 84.6 percent, and 66.7 percent, respectively). This contrasts with special tax measures that required two-thirds voter approval. These measures received 68.8 percent voter approval on the February 2008 Primary Election ballot, 53.6 percent approval on the June 2008 Primary Election ballot, and 28.6 percent approval on the 2006 Primary Election ballot.

The GO bond measures were comprised mainly of education measures. The majority of the GO bond measures required 55 percent voter approval. There were four GO bond measures on the 2008 Primary Elections ballot that required two-thirds voter approval, and three of those measures passed. In the 2006 Primary Election, two of the five GO bond measures that required two-thirds voter approval passed and the other three failed.

**Figure 14**

#### Election Results, by Type of Measure, 2006 and 2008 Primary Elections

Measure Type	2006			2008		
	Pass	Total	Percentage Pass	Pass	Total	Percentage Pass
GO Bond	43	74	58%	58	75	77%
Special Tax	8	28	29	26	44	59
General Tax	4	6	67	18	20	90
<b>Total</b>	<b>55</b>	<b>108</b>	<b>51%</b>	<b>102</b>	<b>139</b>	<b>73%</b>

**Figure 15**

**Election Results, by Region, 2006 and 2008 Primary Elections**

<b>Region</b>	<b>2006</b>			<b>2008</b>		
	<b>Pass</b>	<b>Total</b>	<b>Percentage Pass</b>	<b>Pass</b>	<b>Total</b>	<b>Percentage Pass</b>
Los Angeles	6	13	46%	16	19	84%
San Diego/Inland Empire	7	15	47	14	19	74
Bay Area	12	19	63	33	42	79
Central Valley	20	35	57	21	34	62
Other	10	26	38	18	25	72
<b>Total</b>	<b>55</b>	<b>108</b>	<b>51%</b>	<b>102</b>	<b>139</b>	<b>73%</b>

**Comparison by Region**

A summary of votes by region are provided in Figure 15. The 58 counties have been categorized into five different regions. A few of the measures that appeared on ballots in the other region category spanned more than one county. (See Figure 10, Counties Included in Region, on page 12.)

Overall, voter support was much greater in the 2008 Primary Elections than the 2006 Primary Election. All but one region approved more than half of the measures considered in both Primaries. This contrasts with the 2006 Primary where three out of five regions approved less than 50 per-

cent of the measures. The Bay Area consistently is among the top three regions that has the highest passage rates of bond and tax measures.

**Comparison by Purpose**

Figure 16 summarizes the types of projects appearing on the Primary Election ballots. Projects that are contained in the other category include public libraries, public health and safety measures (e.g., hospital facilities, fire station facilities, emergency medical services, etc.), and general government.

**Figure 16****Election Results, by Purpose, 2006 and 2008 Primary Elections**

<b>Purpose</b>	<b>2006</b>			<b>2008</b>		
	<b>Pass</b>	<b>Total</b>	<b>Percentage Pass</b>	<b>Pass</b>	<b>Total</b>	<b>Percentage Pass</b>
Capital Improvements	1	3	33%	2	3	67%
K-12 School	35	66	53	64	84	76
Community College	7	12	58	5	6	83
Parks & Recreation	1	1	100	5	7	71
Other	11	26	42	26	39	67
<b>Total</b>	<b>55</b>	<b>108</b>	<b>51%</b>	<b>102</b>	<b>139</b>	<b>73%</b>

The category of measures with the highest overall approval rate was education (76.7 percent in the 2008 Primary Elections and 53.8 percent in the 2006 Primary Election). This category includes both K-12 school facilities and community college facilities. The passage rates for community college and K-12 school facilities in the 2008 Primary Elections stand in sharp contrast with the 2006 Primary Election. Over 70 percent of community college and K-12 school facilities measures were approved in 2008; less than 60 percent were approved in 2006.

With the exception of the February 2008 Primary Election ballot, capital improvement measures received the lowest percentage of voter approval—50 percent in the June 2008 Primary and 33 percent in the June 2006 Primary.





# Appendix A

**Table A**

Table A provides a comparison of voter turnout in the three primaries among all 58 counties. Voter turnout for the February 2008 Primary far exceeded that of the two June Primaries. This high turnout likely can be attributed to factors such as the Presidential Primary Election.

<b>Table A</b>						
<b>Comparison of Primary Voter Turnout, 2006 and 2008</b>						
<b>County</b>	<b>Percentage of Voter Turnout</b>			<b>Percent Change</b>		
	<b>June 2006</b>	<b>February 2008</b>	<b>June 2008</b>	<b>June 2006 to February 2008</b>	<b>February 2008 to June 2008</b>	<b>June 2006 to June 2008</b>
Alameda	39.1%	60.9%	29.9%	55.8%	-50.8%	-23.4%
Alpine	56.8	61.3	63.7	7.9	4.0	12.3
Amador	58.4	70.6	47.5	21.0	-32.7	-18.6
Butte	39.4	57.1	36.7	44.9	-35.8	-6.9
Calaveras	45.7	63.2	42.7	38.3	-32.4	-6.6
Colusa	52.3	58.4	35.1	11.8	-39.9	-32.9
Contra Costa	37.9	66.9	34.5	76.7	-48.4	-8.8
Del Norte	50.6	54.5	39.1	7.7	-28.4	-22.9
El Dorado	42.9	64.2	43.3	49.8	-32.5	1.1
Fresno	32.5	50.0	30.7	54.1	-38.7	-5.5
Glenn	59.2%	65.2%	47.3%	10.1%	-27.5%	-20.1%

County	Percentage of Voter Turnout			Percent Change		
	June 2006	February 2008	June 2008	June 2006 to February 2008	February 2008 to June 2008	June 2006 to June 2008
Humboldt	50.8%	59.3%	39.9%	16.7%	-32.7%	-21.5%
Imperial	34.0	40.1	32.1	17.9	-20.1	-5.7
Inyo	49.7	63.9	50.7	28.6	-20.6	2.2
Kern	36.7	54.6	29.5	48.6	-45.9	-19.6
Kings	34.4	47.0	27.3	36.9	-42.1	-20.7
Lake	41.9	57.3	34.0	36.6	-40.7	-18.9
Lassen	48.4	56.4	42.4	16.6	-24.9	-12.4
Los Angeles	27.4	55.1	20.0	101.5	-63.7	-26.9
Madera	54.0	60.8	36.6	12.5	-39.8	-32.3
Marin	48.6	75.7	43.1	55.6	-43.1	-11.4
Mariposa	51.4	64.8	45.2	26.2	-30.2	-12.0
Mendocino	50.7	63.3	59.0	25.0	-6.9	16.4
Merced	25.4	46.0	23.0	81.4	-50.0	-9.2
Modoc	64.5	63.7	52.9	-1.2	-17.0	-18.0
Mono	49.9	52.2	47.5	4.5	-9.0	-4.9
Monterey	36.8	59.5	36.0	61.8	-39.4	-2.0
Napa	49.3	67.3	44.0	36.6	-34.6	-10.7
Nevada	45.5	67.6	47.3	48.8	-30.0	4.1
Orange	27.6%	48.7%	21.5%	76.3%	-56.0%	-22.4%



County	Percentage of Voter Turnout			Percent Change		
	June 2006	February 2008	June 2008	June 2006 to February 2008	February 2008 to June 2008	June 2006 to June 2008
Placer	45.6%	67.3%	40.8%	47.4%	-39.3%	-10.6%
Plumas	49.5	62.7	48.2	26.8	-23.1	-2.5
Riverside	26.9	55.9	23.6	108.0	-57.8	-12.3
Sacramento	34.6	58.4	29.9	68.8	-48.8	-13.6
San Benito	40.9	58.3	35.3	42.5	-39.5	-13.7
San Bernardino	24.8	52.0	20.5	109.8	-60.5	-17.2
San Diego	37.3	60.7	34.0	62.7	-44.0	-8.8
San Francisco	37.1	64.8	40.2	74.5	-37.9	8.4
San Joaquin	31.2	53.7	28.1	72.0	-47.6	-9.8
San Luis Obispo	43.1	63.5	43.4	47.4	-31.7	0.7
San Mateo	36.9	59.3	28.9	60.9	-51.2	-21.5
Santa Barbara	49.6	66.5	39.2	33.9	-41.0	-21.0
Santa Clara	37.2	66.4	35.0	78.4	-47.3	-6.0
Santa Cruz	40.2	66.8	39.2	66.1	-41.3	-2.5
Shasta	45.9	62.5	37.1	36.2	-40.6	-19.1
Sierra	67.2	68.3	61.7	1.6	-9.5	-8.1
Siskiyou	50.4	58.5	48.7	16.1	-16.8	-3.5
Solano	40.3%	64.6%	32.0%	60.4%	-50.4%	-20.5%

County	Percentage of Voter Turnout			Percent Change		
	June 2006	February 2008	June 2008	June 2006 to February 2008	February 2008 to June 2008	June 2006 to June 2008
Sonoma	53.2%	76.4%	46.4%	43.6%	-39.3%	-12.8%
Stanislaus	33.5	48.6	23.4	45.1	-51.8	-30.1
Sutter	39.3	57.3	37.2	45.8	-35.1	-5.5
Tehama	46.7	62.0	36.2	32.8	-41.7	-22.6
Trinity	60.6	60.5	49.0	-0.2	-19.0	-19.2
Tulare	32.6	50.9	25.8	56.3	-49.3	-20.8
Tuolumne	48.8	63.6	40.3	30.3	-36.6	-17.4
Ventura	33.3	62.1	29.5	86.4	-52.5	-11.5
Yolo	42.8	59.5	34.2	38.9	-42.5	-20.2
Yuba	40.6	49.9	32.1	23.1	-35.6	-20.8
<b>Statewide</b>	<b>33.6%</b>	<b>57.7%</b>	<b>28.2%</b>	<b>71.6%</b>	<b>-51.1%</b>	<b>-16.1%</b>

Source: California Secretary of State's website





# Appendix B

**Table B**

**Summary of Local Government Bond and Tax Measures<sup>1</sup>  
Primary Elections, by County, February 5, 2008 and June 3, 2008**

<b>2008 Primary</b>	<b>County</b>	<b>Region</b>	<b>Agency</b>	<b>Type of Tax/Debt</b>	<b>Amount of Bond/Tax</b>	<b>Purpose</b>	<b>Measure</b>	<b>% Yes</b>	<b>% No</b>	<b>Result</b>
February	Alameda	Bay Area	Alameda County	Special Tax	Parcel Tax: \$24/year on each residential parcel, \$100/year on small non-residential real property, or \$250/year on large non-residential parcels to begin 7/1/2008 for 35 years.	Children's Hospital	A	41.2	58.8	Fail
February	Alameda	Bay Area	Alameda County	Special Tax	Parcel Tax: \$24/year on each residential parcel, \$100/year on small non-residential real property, or \$250/year on large non-residential parcels to begin 7/1/2008 for 35 years.	Children's Hospital	B	31.1	68.9	Fail
February	Alameda	Bay Area	Albany Unified School District	GO Bond	\$10,000,000	K-12 School Facilities	E	72.2	27.8	Pass
February	Alameda	Bay Area	Oakland Unified School District	Special Tax	Parcel Tax: continue levy of \$195 per parcel beginning July 1, 2009.	K-12 School Programs/Facilities	G	79.4	20.6	Pass
June	Alameda	Bay Area	Alameda County	General Tax	Utility Users' Tax: approve ordinance to extend existing utility users' tax until 6/30/2021, at the rate of 6.5%.	General Government	F	65.8	34.2	Pass
June	Alameda	Bay Area	Alameda Unified School District	Special Tax	Parcel Tax: levy a temporary, four-year emergency tax of \$120 per residential parcel and 15 cents per square foot for commercial/industrial parcels beginning 7/1/2008.	K-12 School Facilities/Programs	H	66.9	33.1	Pass
June	Alameda	Bay Area	Hayward Unified School District	GO Bond	\$205,000,000	K-12 School Facilities	I	72.2	27.8	Pass

<b>2008 Primary</b>	<b>County</b>	<b>Region</b>	<b>Agency</b>	<b>Type of Tax/Debt</b>	<b>Amount of Bond/Tax</b>	<b>Purpose</b>	<b>Measure</b>	<b>% Yes</b>	<b>% No</b>	<b>Result</b>
June	Alameda	Bay Area	City of Union City	Special Tax	Public Safety Services Tax: extend and enhance tax set to expire in twenty years, with adjusted tax rates and an annual adjustment cap of 3%.	Emergency Preparedness/ Fire Protection/ Police/Youth Violence Prevention Services	K	62.1	37.9	Fail
February	Butte	Central Valley	Biggs Unified School District	GO Bond	\$4,275,000	K-12 School Facilities	A	48.9	51.2	Fail
February	Contra Costa	Bay Area	City of El Cerrito	Special Tax	Transaction and Use Tax: impose a 1/2 cent sales tax used exclusively for street improvements.	Street Improvements	A	71.1	28.9	Pass
February	Contra Costa	Bay Area	City of Richmond	General Tax	Utility User's Tax: reduce the rate of the City of Richmond's telecommunications users' tax from 10% to 9.5%.	General Government	B	74.0	26.0	Pass
June	Contra Costa	Bay Area	Antioch Unified School District Facilities Improvement District 1	GO Bond	\$61,600,000	K-12 School Facilities	C	62.5	37.5	Pass
June	Contra Costa	Bay Area	San Ramon Valley Unified School District	Special Tax	Parcel Tax: an annual tax of \$166 per taxable parcel for seven years, beginning 7/1/2008, with an annual inflation adjustment limited to \$8.	K-12 School Facilities/Programs	D	63.5	36.5	Fail
June	Contra Costa	Bay Area	City of Orinda	Special Tax	Parcel Tax: continue and adjust the existing tax from \$27 to \$39 per year per residential parcel or equivalent unit for the Orinda Library.	Public Library	E	74.1	25.9	Pass
June	El Dorado	Central Valley	Lake Tahoe Unified School District	GO Bond	\$87,000,000	K-12 School Facilities	A	51.5	48.5	Fail
June	El Dorado	Central Valley	El Dorado Union High School District	GO Bond	\$66,300,000	K-12 School Facilities/Programs	Q	56.1	43.9	Pass

<b>2008 Primary</b>	<b>County</b>	<b>Region</b>	<b>Agency</b>	<b>Type of Tax/Debt</b>	<b>Amount of Bond/Tax</b>	<b>Purpose</b>	<b>Measure</b>	<b>% Yes</b>	<b>% No</b>	<b>Result</b>
February	Fresno	Central Valley	Caruthers Unified School District	GO Bond	\$11,300,000	K-12 School Facilities	A	46.3	53.7	Fail
February	Fresno	Central Valley	Caruthers Unified School Facilities Improvement District 1	GO Bond	\$2,800,000	K-12 School Facilities	B	45.4	54.7	Fail
February	Fresno	Central Valley	City of Reedley	Special Tax	Sales Tax: impose a 1/2 cent sales tax.	Paramedic/Emergency Medical Services	G	74.2	25.8	Pass
February	Fresno	Central Valley	City of Sanger	Special Tax	Sales Tax: impose a 3/4 cent sales tax.	Paramedic/Emergency Medical Services	S	71.4	28.6	Pass
June	Fresno	Central Valley	Central Unified School District	GO Bond	\$152,000,000	K-12 School Facilities	E	54.8	45.2	Fail
June	Fresno	Central Valley	Kerman Unified School District	GO Bond	\$24,900,000	K-12 School Facilities	K	64.3	35.7	Pass
June	Fresno/Madera	Central Valley	West Hills Community College District (School Facilities Improvement District No. 1)	GO Bond	\$11,800,000	Community College Facilities	Q	66.8	33.2	Pass
February	Glenn	Central Valley	Orland Joint Unified School District	GO Bond	\$21,900,000	K-12 School Facilities	K	56.4	43.6	Pass
June	Glenn	Central Valley	Willows Unified School District	GO Bond	\$20,700,000	K-12 School Facilities	L	49.3	50.7	Fail
February	Humboldt	Other	City of Arcata	General Tax	Utility User's Tax: continue to impose a 3% utility user's tax.	General Government	A	60.0	40.0	Pass

<b>2008 Primary</b>	<b>County</b>	<b>Region</b>	<b>Agency</b>	<b>Type of Tax/Debt</b>	<b>Amount of Bond/Tax</b>	<b>Purpose</b>	<b>Measure</b>	<b>% Yes</b>	<b>% No</b>	<b>Result</b>
June	Humboldt	Other	McKinleyville Union School District	GO Bond	\$14,000,000	K-12 School Facilities	C	55.4	44.6	Pass
February	Imperial	San Diego/ Inland Empire	McCabe Union Elementary School District	GO Bond	\$7,000,000	K-12 School Facilities	A	60.2	39.8	Pass
June	Imperial	San Diego/ Inland Empire	McCabe Union Elementary School District	GO Bond	\$7,000,000	K-12 School Facilities	B	50.9	49.1	Fail
February	Kern	Central Valley	Mojave Unified School District	GO Bond	\$24,000,000	K-12 School Facilities	A	62.5	37.5	Pass
February	Kern	Central Valley	Rio Bravo-Greeley Union	GO Bond	\$10,900,000	K-12 School Facilities	B	69.7	30.3	Pass
June	Kern	Central Valley	Wasco Union High School District	GO Bond	\$33,500,000	K-12 School Facilities	C	65.2	34.8	Pass
June	Kern	Central Valley	Kernville Union School District	GO Bond	\$6,000,000	K-12 School Facilities	D	58.1	41.9	Pass
June	Kern	Central Valley	City of McFarland	General Tax	Utility Users' Tax: adopt ordinance to establish utility users' tax.	General Government	E	24.5	75.5	Fail
June	Kern	Central Valley	Buttonwillow Recreation and Park District	GO Bond	\$4,870,000	Recreation Facilities	F	75.7	24.3	Pass
June	Lake	Other	Butler-Kings Community Services District	Special Tax	Parcel Tax: levy a parcel tax of \$45 per parcel.	Street Improvements	A	77.5	22.5	Pass
February	Los Angeles	Los Angeles	San Gabriel Unified School District	GO Bond	\$65,000,000	K-12 School Facilities	A	70.1	29.9	Pass



<b>2008 Primary</b>	<b>County</b>	<b>Region</b>	<b>Agency</b>	<b>Type of Tax/Debt</b>	<b>Amount of Bond/Tax</b>	<b>Purpose</b>	<b>Measure</b>	<b>% Yes</b>	<b>% No</b>	<b>Result</b>
February	Los Angeles	Los Angeles	City of Huntington Park	General Tax	Utility User's Tax: reduce the rate of communications user's tax from 7% to 6.5%.	General Government	B	78.3	21.7	Pass
February	Los Angeles	Los Angeles	Redondo Beach Unified School District	GO Bond	\$145,000,000	K-12 School Facilities	C	65.9	34.1	Pass
February	Los Angeles	Los Angeles	City of Pasadena	General Tax	Utility User's Tax: continue existing 8.25% utility user's tax.	General Government	D	58.4	41.6	Pass
February	Los Angeles	Los Angeles	Long Beach Community College District	GO Bond	\$440,000,000	Community College Facilities	E	73.8	26.2	Pass
February	Los Angeles	Los Angeles	Santa Monica-Malibu Unified School District	Special Tax	Parcel Tax: tax for each parcel of real property shall not exceed the minimum of \$346 per year adjusted annually for inflation by the Consumer Price Index.	K-12 School Programs/ Facilities	R	73.0	27.0	Pass
February	Los Angeles	Los Angeles	City of Los Angeles	General Tax	Utility User's Tax: reduce tax on communications users from 10% to 9%.	General Government	S	65.9	34.1	Pass
February	Los Angeles	Los Angeles	Acton-Agua Dulce Unified School District	GO Bond	\$46,200,000	K-12 School Facilities	V	51.1	48.9	Fail
June	Los Angeles	Los Angeles	Centinela Valley Union High School District	Special Tax	Parcel Tax: levy a parcel tax at \$.04 per square foot for nine years.	K-12 School Facilities/ Programs	A	56.4	43.6	Fail
June	Los Angeles	Los Angeles	City of Covina	General Tax	Utility Users' Tax: extend for 10 years the existing 6% tax, with no rate increase.	General Government	C	65.1	34.9	Pass
June	Los Angeles	Los Angeles	Hermosa Beach City Elementary School District	Special Tax	Parcel Tax: levy a parcel tax for \$257 per assessor parcel per year, not to exceed a 5% annual increase, for five years.	K-12 School Facilities/ Programs	E	47.0	53.0	Fail

<b>2008 Primary</b>	<b>County</b>	<b>Region</b>	<b>Agency</b>	<b>Type of Tax/Debt</b>	<b>Amount of Bond/Tax</b>	<b>Purpose</b>	<b>Measure</b>	<b>% Yes</b>	<b>% No</b>	<b>Result</b>
June	Los Angeles	Los Angeles	Hawthorne Elementary School District	GO Bond	\$20,000,000	K-12 School Facilities	H	61.9	38.1	Pass
June	Los Angeles	Los Angeles	Los Nietos Elementary School District	GO Bond	\$31,140,000	K-12 School Facilities	M	71.7	28.3	Pass
June	Los Angeles	Los Angeles	City of South Gate	General Tax	Transaction and Use Tax: increase tax by one cent.	General Government	P	74.4	25.6	Pass
June	Los Angeles	Los Angeles	City of Torrance	General Tax	Utility Users' Tax: adopt an ordinance to ratify and update Torrance's existing telephone utility users' tax to continue general services provided that the present tax rate will not change.	General Government	T	56.2	43.8	Pass
February	Marin	Bay Area	Kentfield School District	Special Tax	Parcel Tax: continue existing assessments, at \$773.94 per year for parcels containing one single-family residence, and at rates specified in the sample ballot for all other parcels, and increase rates by 5% per year.	K-12 School Programs/Facilities	A	71.7	28.3	Pass
February	Marin	Bay Area	Muir Beach Community Services District	Special Tax	Parcel Tax: impose a yearly special tax for four years beginning fiscal year 2008-2009 and terminating in fiscal year 2012-2013 in the amount of \$200.00 per parcel.	Fire Protection	B	82.1	17.9	Pass
June	Marin	Bay Area	Ross School District	GO Bond	\$6,750,000	K-12 School Facilities	A	75.6	24.4	Pass
June	Marin	Bay Area	Nicasio School District	Special Tax	Parcel Tax: implement a parcel tax of \$375.00 per parcel, with a 4% annual cost of living adjustment for each year thereafter beginning 7/1/2008 for a period of eight years.	K-12 School Facilities/Programs	B	71.9	28.1	Pass
June	Marin	Bay Area	City of Belvedere	Special Tax	Parcel Tax: continue adjusting the appropriation limit for fire protection and emergency medical services levy from 7/1/2008 through 6/30/2012. Current levy is \$548 for residential, \$625 for commercial structures, and \$110 per vacant parcel.	Fire Protection/ Emergency Services	C	86.5	13.5	Pass

<b>2008 Primary</b>	<b>County</b>	<b>Region</b>	<b>Agency</b>	<b>Type of Tax/Debt</b>	<b>Amount of Bond/Tax</b>	<b>Purpose</b>	<b>Measure</b>	<b>% Yes</b>	<b>% No</b>	<b>Result</b>
June	Marin	Bay Area	Town of Ross	General Tax	Parcel/Municipal Services Tax: continue the present \$1,000 maximum annual levy from 7/1/2008 through 6/30/2012. The Council sets the actual rate each year after holding a public hearing. The rate set in 2007 was \$775.	General Government	D	64.1	35.9	Pass
June	Marin	Bay Area	Mesa Park District	Special Tax	Parcel Tax: \$45 per year per improved parcel, beginning with fiscal year 2008-2009 and continuing for a period of 4 years for the maintenance and operation of a public park.	Park	E	69.7	30.3	Pass
June	Mendocino	Other	Fort Bragg Unified School District	GO Bond	\$16,000,000	K-12 School Facilities	C	69.2	30.8	Pass
June	Mendocino	Other	Leggett Valley School Facilities Improvement District 1	GO Bond	\$1,750,000	K-12 School Facilities	D	58.1	41.9	Pass
February	Merced	Central Valley	Los Banos Unified School District	GO Bond	\$44,000,000	K-12 School Programs/Facilities	K	65.3	34.7	Pass
June	Mono	Other	City of Mammoth Lakes	Special Tax	Transactions and Use Tax: increase sales tax by 1/2 cent.	Parks and Recreation	R	71.8	28.2	Pass
February	Monterey	Other	City of Seaside	General Tax	Transaction and Use Tax: increase by one cent for general city services.	General Government	R	58.2	41.8	Pass
June	Monterey	Other	Spreckels Memorial District	Special Tax	Parcel Tax: imposition special tax of not more than \$95 per parcel, per year, beginning fiscal year 2009-2010.	Park Facilities	S	71.7	28.3	Pass
June	Monterey	Other	Salinas City Elementary School District	GO Bond	\$80,000,000	K-12 School Facilities	T	63.9	36.1	Pass

<b>2008 Primary</b>	<b>County</b>	<b>Region</b>	<b>Agency</b>	<b>Type of Tax/Debt</b>	<b>Amount of Bond/Tax</b>	<b>Purpose</b>	<b>Measure</b>	<b>% Yes</b>	<b>% No</b>	<b>Result</b>
June	Monterey	Other	City of Pacific Grove	General Tax	Transaction and Use Tax: increase tax by one cent.	General Government	U	65.5	34.5	Pass
June	Monterey/ San Benito/ Santa Cruz	Other	Aromas-San Juan Unified School District	GO Bond	\$18,800,000	K-12 School Facilities	V	47.3	52.7	Fail
February	Napa	Bay Area	Napa Valley Community College District	GO Bond	\$178,400,000	Community College Facilities	L	52.0	48.1	Fail
June	Nevada/ Placer	Other	Tahoe-Truckee Unified School District (Facilities Improvement District 1)	GO Bond	\$93,530,000	K-12 School Facilities	L	52.2	47.8	Fail
February	Orange	Los Angeles	Placentia-Yorba Linda Unified School District	GO Bond	\$200,000,000	K-12 School Facilities	A	56.9	43.1	Pass
June	Orange <sup>2</sup>	Los Angeles	Santa Ana Unified School District	GO Bond	\$200,000,000	K-12 School Facilities	G	68.8	31.2	Pass
February	Placer	Central Valley	Loomis Unified School District	GO Bond	\$17,700,000	K-12 School Facilities	G	52.6	47.4	Fail
February	Placer	Central Valley	City of Rocklin	Special Tax	Parcel Tax: \$10-\$45 per parcel for 15 years.	Park and Recreation Facilities	J	59.2	40.8	Fail
June	Placer	Central Valley	Northstar Community Services District	Special Tax	Parcel Tax: levy a \$209.03 parcel tax, beginning 7/1/2009.	NCSD Fuels Management Program	K	61.3	38.7	Fail
February	Placer/ Sacramento	Central Valley	Dry Creek Joint School District	GO Bond	\$67,300,000	K-12 School Facilities	E	55.2	44.8	Pass

<b>2008 Primary</b>	<b>County</b>	<b>Region</b>	<b>Agency</b>	<b>Type of Tax/Debt</b>	<b>Amount of Bond/Tax</b>	<b>Purpose</b>	<b>Measure</b>	<b>% Yes</b>	<b>% No</b>	<b>Result</b>
February	Riverside	San Diego/ Inland Empire	Menifee Union School District	GO Bond	\$31,460,000	K-12 School Facilities	B	56.7	43.3	Pass
February	Riverside	San Diego/ Inland Empire	Palm Springs Unified School District	GO Bond	\$516,000,000	K-12 School Facilities	E	62.2	37.8	Pass
June	Riverside	San Diego/ Inland Empire	Palo Verde Cemetery District	Special Tax	Parcel Tax: levy an annual property tax of \$100.00 per parcel.	Cemetery Operations/ Maintenance	I	14.3	85.7	Fail
June	Riverside	San Diego/ Inland Empire	Val Verde Unified School District	GO Bond	\$43,440,000	K-12 School Facilities	J	69.1	30.9	Pass
February	Riverside/ San Bernardino	San Diego/ Inland Empire	San Bernardino Community College District	GO Bond	\$500,000,000	Community College Facilities	M	66.1	33.9	Pass
June	San Benito	Other	City of San Juan Bautista	General Tax	Transactions and Use Tax: increase sales tax 1/2% to 8 1/2%.	General Government	U	50.2	49.8	Pass
February	San Bernardino	San Diego/ Inland Empire	Redlands Unified School District	GO Bond	\$65,500,000	K-12 School Facilities	J	66.4	33.6	Pass
February	San Bernardino	San Diego/ Inland Empire	Upland Unified	GO Bond	\$103,000,000	K-12 School Facilities	K	60.3	39.7	Pass
February	San Bernardino	San Diego/ Inland Empire	City of San Bernardino	General Tax	Utility User's Tax: reduce tax from 7.83% to 7.75%	General Government	L	80.1	19.9	Pass
June	San Bernardino	San Diego/ Inland Empire	Needles Unified School District	GO Bond	\$10,900,000	K-12 School Facilities	N	59.4	40.6	Pass

<b>2008 Primary</b>	<b>County</b>	<b>Region</b>	<b>Agency</b>	<b>Type of Tax/Debt</b>	<b>Amount of Bond/Tax</b>	<b>Purpose</b>	<b>Measure</b>	<b>% Yes</b>	<b>% No</b>	<b>Result</b>
June	San Bernardino	San Diego/ Inland Empire	City of Needles	Special Tax	Transactions and Use Tax: increase sales tax by 0.5%, automatically expiring in 5 years.	Hospital Facilities	O	62.4	37.6	Fail
June	San Bernardino	San Diego/ Inland Empire	Bear Valley Community Hospital District	GO Bond	\$11,500,000	Hospital Facilities	Q	65.2	34.8	Fail
February	San Diego	San Diego/ Inland Empire	Poway Unified School Facilities Improvement District 2007-1	GO Bond	\$179,000,000	K-12 School Facilities	C	63.9	36.1	Pass
February	San Diego	San Diego/ Inland Empire	El Cajon Valley Union School District	GO Bond	\$156,500,000	K-12 School Facilities	D	64.1	35.9	Pass
February	San Diego	San Diego/ Inland Empire	Rancho Santa Fe Elementary School District	GO Bond	\$34,000,000	K-12 School Facilities	E	70.9	29.1	Pass
June	San Diego	San Diego/ Inland Empire	City of Encinitas	General Tax	Transient Occupancy Tax: a tax of 8% on short term rental units (for 30 days or less) effective 1/1/2009.	General Government	F	56.4	43.6	Pass
June	San Diego	San Diego/ Inland Empire	City of Encinitas	Special Tax	Transient Occupancy Tax: a tax of 2% on short term rental units (for 30 days or less) effective 1/1/2009.	Beach Sand Replenishment and Stabilization	G	65.0	35.0	Fail
June	San Diego	San Diego/ Inland Empire	Oceanside Unified School District	GO Bond	\$195,000,000	K-12 School Facilities	H	71.3	28.7	Pass
February	San Francisco	Bay Area	City and County of San Francisco	GO Bond	\$185,000,000	Park and Recreation Facilities	A	71.3	28.7	Pass
June	San Francisco	Bay Area	City of San Francisco	Special Tax	Parcel Tax: levy a parcel tax of \$198 per parcel of taxable property in the City beginning 7/1/2008 until 7/1/2028.	K-12 School Programs	A	69.0	31.0	Pass

<b>2008 Primary</b>	<b>County</b>	<b>Region</b>	<b>Agency</b>	<b>Type of Tax/Debt</b>	<b>Amount of Bond/Tax</b>	<b>Purpose</b>	<b>Measure</b>	<b>% Yes</b>	<b>% No</b>	<b>Result</b>
February	San Joaquin	Central Valley	Stockton Unified School District	GO Bond	\$464,500,000	K-12 School Facilities	Q	68.9	31.1	Pass
June	San Joaquin	Central Valley	Oak View Union School District	GO Bond	\$3,700,000	K-12 School Facilities	R	66.9	33.1	Pass
June	San Luis Obispo	Other	City of Pismo Beach	General Tax	Transaction and Use Tax: increase the City of Pismo Beach sales tax by one-half cent for a period of six and one half years.	General Government	C-08	55.8	44.2	Pass
February	San Mateo	Bay Area	San Mateo County Service Area #1	Special Tax	Parcel Tax: continuing levy of special tax for four years at a maximum rate of \$65 per parcel per year.	Fire Protection/ Police Services	I	76.4	23.7	Pass
February	San Mateo	Bay Area	Sequoia Union High School District	GO Bond	\$165,000,000	K-12 School Facilities	J	65.9	34.1	Pass
February	San Mateo	Bay Area	San Mateo-Foster City School District	GO Bond	\$175,000,000	K-12 School Facilities	L	75.7	24.4	Pass
February	San Mateo	Bay Area	Ravenswood City School District	Special Tax	Parcel Tax: annual parcel tax of \$98 for five years, beginning 7/1/2009.	K-12 School Programs	M	78.2	21.8	Pass
June	San Mateo	Bay Area	Pacifica School District	Special Tax	Parcel Tax: levy a parcel tax for a period of five years beginning 7/1/2008 and ending 6/30/2013. Tax shall not to exceed \$96 per year per parcel on all taxable parcels in the District.	K-12 School Facilities/Programs	N	66.7	33.3	Pass
June	San Mateo	Bay Area	County of San Mateo	Special Tax	Transactions and Use Tax: levy a 1/8 of a cent sales tax for a period of twenty-five years with an estimated date of commencement 10/1/2008. This would increase the current sales tax from 8 1/4% to 8 3/8%.	Parks and Open Space	O	60.5	39.5	Fail
June	San Mateo	Bay Area	Millbrae School District	Special Tax	Parcel Tax: levy a parcel tax of \$78 per year per parcel for give years.	K-12 School Programs	P	66.3	33.7	Fail

<b>2008 Primary</b>	<b>County</b>	<b>Region</b>	<b>Agency</b>	<b>Type of Tax/Debt</b>	<b>Amount of Bond/Tax</b>	<b>Purpose</b>	<b>Measure</b>	<b>% Yes</b>	<b>% No</b>	<b>Result</b>
June	San Mateo	Bay Area	City of Half Moon Bay	General Tax	Transient Occupancy Tax: raise tax rate from 10% to 12% of the room rate.	General Government	Q	67.3	32.7	Pass
February	Santa Barbara	Other	Cold Spring School District	GO Bond	\$8,500,000	K-12 School Facilities	R2008	50.2	49.9	Fail
February	Santa Barbara	Other	County of Santa Barbara	Special Tax	Parcel Tax: impose tax of \$35.15 per parcel on all real property parcels.	Emergency Medical Services	S2008	46.4	53.6	Fail
February	Santa Barbara	Other	City of Lompoc	Special Tax	Sales Tax: increase current sales tax by 1/2%.	Fire Protection/Police Services	T2008	55.5	44.6	Fail
June	Santa Barbara	Other	Santa Barbara Community College District	GO Bond	\$77,242,012	Community College Facilities	V	70.5	29.6	Pass
February	Santa Clara	Bay Area	East Side Union High School District	GO Bond	\$349,000,000	K-12 School Facilities	E	71.4	28.6	Pass
June	Santa Clara	Bay Area	Palo Alto Unified School District	GO Bond	\$378,000,000	K-12 School Facilities	A	77.6	22.4	Pass
June	Santa Clara	Bay Area	Fremont Union High School District	GO Bond	\$198,000,000	K-12 School Facilities	B	67.1	32.9	Pass
June	Santa Clara	Bay Area	Mountain View-Whisman School District	Special Tax	Parcel Tax: increase and extend a parcel tax between \$127 and \$1,016, depending on square footage, on parcels located within the District. Tax to expire in eight years.	K-12 School Facilities/Programs	C	80.5	19.5	Pass
June	Santa Clara	Bay Area	Los Gatos Union School District	Special Tax	Parcel Tax: renew expiring parcel tax of \$290 per year per parcel, for six years, without increase.	K-12 School Programs	E	84.0	16.0	Pass
June	Santa Clara	Bay Area	Alum Rock Union Elementary School District	GO Bond	\$179,000,000	K-12 School Facilities	G	79.1	20.9	Pass



<b>2008 Primary</b>	<b>County</b>	<b>Region</b>	<b>Agency</b>	<b>Type of Tax/Debt</b>	<b>Amount of Bond/Tax</b>	<b>Purpose</b>	<b>Measure</b>	<b>% Yes</b>	<b>% No</b>	<b>Result</b>
February	Santa Clara/ Santa Cruz	Other	Loma Prieta Joint Union School District	Special Tax	Parcel Tax: continue existing parcel tax of \$150 per parcel for four years (7/1/2008 to 6/30/2012).	K-12 School Facilities	G	74.1	26.0	Pass
February	Santa Cruz	Other	San Lorenzo Valley Unified School District	GO Bond	\$18,900,000	K-12 School Facilities	O	60.3	39.7	Pass
February	Santa Cruz	Other	Santa Cruz City Elementary School District	Special Tax	Parcel Tax: continue expiring parcel tax for nine years at an annual rate of \$105 per parcel.	K-12 School Programs/Facilities	P	80.1	19.9	Pass
June	Santa Cruz	Other	Scotts Valley Unified School District	GO Bond	\$55,000,000	K-12 School Facilities	Q	53.6	46.4	Fail
June	Santa Cruz	Other	Santa Cruz County Library	Special Tax	Transactions and Use Tax: extend 1/4 cent tax.	Public Library	R	73.1	27.0	Pass
June	Santa Cruz	Other	Ben Lomond Fire Protection District	GO Bond	\$10,000,000	Fire Station Facilities/ Firefighter Recruitment	S	39.8	60.2	Fail
February	Sonoma	Bay Area	Geyserville Unified School District	GO Bond	\$3,250,000	K-12 School Facilities	A	69.0	31.0	Pass
February	Sonoma	Bay Area	Windsor Unified School District	GO Bond	\$50,000,000	K-12 School Facilities	B	62.8	37.2	Pass
February	Sonoma	Bay Area	Napa Valley Community College District	GO Bond	\$178,400,000	Community College Facilities	L	60.6	39.4	Pass
June	Sonoma	Bay Area	Healdsburg Unified School District	Special Tax	Parcel Tax: levy an annual tax of \$88 per taxable parcel for seven years only, beginning 7/1/2008.	K-12 School Facilities/Programs	H	62.6	37.4	Fail

<b>2008 Primary</b>	<b>County</b>	<b>Region</b>	<b>Agency</b>	<b>Type of Tax/Debt</b>	<b>Amount of Bond/Tax</b>	<b>Purpose</b>	<b>Measure</b>	<b>% Yes</b>	<b>% No</b>	<b>Result</b>
June	Sonoma	Bay Area	Gravenstein Union School District	Special Tax	Parcel Tax: levy a special tax of \$45/year on each parcel of taxable real property in the District for no more than eight years, beginning 7/1/2009, after the expiration of the existing parcel tax.	K-12 School Facilities/ Programs	I	63.7	36.3	Fail
June	Stanislaus	Central Valley	Keyes Community Services District	Special Tax	Parcel Tax: levy a \$20 parcel tax for three years, followed by an increase to \$25 for each parcel after the initial three years.	Street Lighting	P	55.3	44.7	Fail
June	Sutter	Central Valley	Sutter Union High School District	GO Bond	\$12,600,000	K-12 School Facilities	T	66.0	34.0	Pass
February	Tulare	Central Valley	Lindsay Unified School District	GO Bond	\$20,700,000	K-12 School Facilities	B	70.4	29.6	Pass
February	Tulare	Central Valley	Woodlake Union High School District	GO Bond	\$4,500,000	K-12 School Facilities	C	61.8	38.2	Pass
February	Tulare	Central Valley	Exeter Union Elementary School District	GO Bond	\$6,400,000	K-12 School Facilities	D	68.2	31.8	Pass
February	Tulare	Central Valley	Tipton Elementary School District	GO Bond	\$3,100,000	K-12 School Facilities	E	50.9	49.1	Fail
June	Tulare	Central Valley	Stone Corral Elementary School District	GO Bond	\$715,000	K-12 School Facilities	F	64.8	35.2	Pass
June	Tulare	Central Valley	City of Lindsay	General Tax	Transactions and Use Tax: authorize a sales tax of three-quarters of a cent (.75 percent) operative no sooner than 10/1/2008.	General Government	G	29.3	70.7	Fail
June	Tuolumne	Other	South County Ambulance Zone	Special Tax	Parcel Tax: levy an additional \$20 per year (from \$50 to \$70) for five years to keep ambulance services in the southern part of the county from being downgraded.	Emergency Medical Services	U	79.0	21.1	Pass

<b>2008 Primary</b>	<b>County</b>	<b>Region</b>	<b>Agency</b>	<b>Type of Tax/Debt</b>	<b>Amount of Bond/Tax</b>	<b>Purpose</b>	<b>Measure</b>	<b>% Yes</b>	<b>% No</b>	<b>Result</b>
June	Ventura	Los Angeles	Mesa Union Elementary School District	GO Bond	\$4,000,000	K-12 School Facilities	A	61.2	38.8	Pass
June	Ventura	Los Angeles	Oak Park Unified School District	Special Tax	Parcel Tax: renew existing annual \$197 parcel tax for eight years beginning 7/1/2009 (current parcel tax expires 6/30/2009).	K-12 School Facilities/Programs	C	82.8	17.2	Pass
June	Yolo	Central Valley	City of Winters	General Tax	Utility Users' Tax: reduce the current tax rate on utility users from 5% to 4.75%.	General Government	T	68.9	31.1	Pass

<sup>1</sup> Percentages in the “% Yes” and “% No” columns may not sum to 100% due to rounding.

<sup>2</sup> School GO bond measure required two-thirds voter approval.

Source: county election official internet sites supplemented by telephone inquiries. Information is accurate as of July 7, 2008.



# Appendix C

## Table C

### Summary of Local Government Bond and Tax Measures<sup>1</sup> Primary Elections, by Region, February 5, 2008 and June 3, 2008

<b>2008 Primary</b>	<b>County</b>	<b>Region</b>	<b>Agency</b>	<b>Type of Tax/Debt</b>	<b>Amount of Bond/Tax</b>	<b>Purpose</b>	<b>Measure</b>	<b>% Yes</b>	<b>% No</b>	<b>Result</b>
February	Alameda	Bay Area	Alameda County	Special Tax	Parcel Tax: \$24/year on each residential parcel, \$100/year on small non-residential real property, or \$250/year on large non-residential parcels to begin 7/1/2008 for 35 years.	Children's Hospital	A	41.2	58.8	Fail
February	Alameda	Bay Area	Alameda County	Special Tax	Parcel Tax: \$24/year on each residential parcel, \$100/year on small non-residential real property, or \$250/year on large non-residential parcels to begin 7/1/2008 for 35 years.	Children's Hospital	B	31.1	68.9	Fail
February	Alameda	Bay Area	Albany Unified School District	GO Bond	\$10,000,000	K-12 School Facilities	E	72.2	27.8	Pass
February	Alameda	Bay Area	Oakland Unified School District	Special Tax	Parcel Tax: continue levy of \$195 per parcel beginning July 1, 2009.	K-12 School Programs/Facilities	G	79.4	20.6	Pass
June	Alameda	Bay Area	Alameda County	General Tax	Utility Users' Tax: approve ordinance to extend existing utility users' tax until 6/30/2021, at the rate of 6.5%.	General Government	F	65.8	34.2	Pass
June	Alameda	Bay Area	Alameda Unified School District	Special Tax	Parcel Tax: levy a temporary, four-year emergency tax of \$120 per residential parcel and 15 cents per square foot for commercial/industrial parcels beginning 7/1/2008.	K-12 School Facilities/Programs	H	66.9	33.1	Pass

<b>2008 Primary</b>	<b>County</b>	<b>Region</b>	<b>Agency</b>	<b>Type of Tax/Debt</b>	<b>Amount of Bond/Tax</b>	<b>Purpose</b>	<b>Measure</b>	<b>% Yes</b>	<b>% No</b>	<b>Result</b>
June	Alameda	Bay Area	Hayward Unified School District	GO Bond	\$205,000,000	K-12 School Facilities	I	72.2	27.8	Pass
June	Alameda	Bay Area	City of Union City	Special Tax	Public Safety Services Tax: extend and enhance tax set to expire in twenty years, with adjusted tax rates and an annual adjustment cap of 3%.	Emergency Preparedness/ Fire Protection/Police/ Youth Violence Prevention Services	K	62.1	37.9	Fail
February	Contra Costa	Bay Area	City of El Cerrito	Special Tax	Transaction and Use Tax: impose a 1/2 cent sales tax used exclusively for street improvements.	Street Improvements	A	71.1	28.9	Pass
February	Contra Costa	Bay Area	City of Richmond	General Tax	Utility User's Tax: reduce the rate of the City of Richmond's telecommunications users' tax from 10% to 9.5%.	General Government	B	74.0	26.0	Pass
June	Contra Costa	Bay Area	Antioch Unified School District School Facilities Improvement District 1	GO Bond	\$61,600,000	K-12 School Facilities	C	62.5	37.5	Pass
June	Contra Costa	Bay Area	San Ramon Valley Unified School District	Special Tax	Parcel Tax: an annual tax of \$166 per taxable parcel for seven years, beginning 7/1/2008, with an annual inflation adjustment limited to \$8.	K-12 School Facilities/Programs	D	63.5	36.5	Fail
June	Contra Costa	Bay Area	City of Orinda	Special Tax	Parcel Tax: continue and adjust the existing tax from \$27 to \$39 per year per residential parcel or equivalent unit for the Orinda Library.	Public Library	E	74.1	25.9	Pass
February	Marin	Bay Area	Kentfield School District	Special Tax	Parcel Tax: continue existing assessments, at \$773.94 per year for parcels containing one single-family residence, and at rates specified in the sample ballot for all other parcels, and increase rates by 5% per year.	K-12 School Programs/Facilities	A	71.7	28.3	Pass

<b>2008 Primary</b>	<b>County</b>	<b>Region</b>	<b>Agency</b>	<b>Type of Tax/Debt</b>	<b>Amount of Bond/Tax</b>	<b>Purpose</b>	<b>Measure</b>	<b>% Yes</b>	<b>% No</b>	<b>Result</b>
February	Marin	Bay Area	Muir Beach Community Services District	Special Tax	Parcel Tax: impose a yearly special tax for four years beginning fiscal year 2008-2009 and terminating in fiscal year 2012-2013 in the amount of \$200.00 per parcel.	Fire Protection	B	82.1	17.9	Pass
June	Marin	Bay Area	Ross School District	GO Bond	\$6,750,000	K-12 School Facilities	A	75.6	24.4	Pass
June	Marin	Bay Area	Nicasio School District	Special Tax	Parcel Tax: implement a parcel tax of \$375.00 per parcel, with a 4% annual cost of living adjustment for each year thereafter beginning 7/1/2008 for a period of eight years.	K-12 School Facilities/Programs	B	71.9	28.1	Pass
June	Marin	Bay Area	City of Belvedere	Special Tax	Parcel Tax: continue adjusting the appropriation limit for fire protection and emergency medical services levy from 7/1/2008 through 6/30/2012. Current levy is \$548 for residential, \$625 for commercial structures, and \$110 per vacant parcel.	Fire Protection/ Emergency Services	C	86.5	13.5	Pass
June	Marin	Bay Area	Town of Ross	General Tax	Parcel/Municipal Services Tax: continue the present \$1,000 maximum annual levy from 7/1/2008 through 6/30/2012. The Council sets the actual rate each year after holding a public hearing. The rate set in 2007 was \$775.	General Government	D	64.1	35.9	Pass
June	Marin	Bay Area	Mesa Park District	Special Tax	Parcel Tax: \$45 per year per improved parcel, beginning with fiscal year 2008-2009 and continuing for a period of 4 years for the maintenance and operation of a public park.	Park	E	69.7	30.3	Pass
February	Napa	Bay Area	Napa Valley Community College District	GO Bond	\$178,400,000	Community College Facilities	L	52.0	48.1	Fail
February	San Francisco	Bay Area	City and County of San Francisco	GO Bond	\$185,000,000	Park and Recreation Facilities	A	71.3	28.7	Pass

<b>2008 Primary</b>	<b>County</b>	<b>Region</b>	<b>Agency</b>	<b>Type of Tax/Debt</b>	<b>Amount of Bond/Tax</b>	<b>Purpose</b>	<b>Measure</b>	<b>% Yes</b>	<b>% No</b>	<b>Result</b>
June	San Francisco	Bay Area	City of San Francisco	Special Tax	Parcel Tax: levy a parcel tax of \$198 per parcel of taxable property in the City beginning 7/1/2008 until 7/1/2028.	K-12 School Programs	A	69.0	31.0	Pass
February	San Mateo	Bay Area	San Mateo County Service Area #1	Special Tax	Parcel Tax: continuing levy of special tax for four years at a maximum rate of \$65 per parcel per year.	Fire Protection/Police Services	I	76.4	23.7	Pass
February	San Mateo	Bay Area	Sequoia Union High School District	GO Bond	\$165,000,000	K-12 School Facilities	J	65.9	34.1	Pass
February	San Mateo	Bay Area	San Mateo-Foster City School District	GO Bond	\$175,000,000	K-12 School Facilities	L	75.7	24.4	Pass
February	San Mateo	Bay Area	Ravenswood City School District	Special Tax	Parcel Tax: annual parcel tax of \$98 for five years, beginning 7/1/2009.	K-12 School Programs	M	78.2	21.8	Pass
June	San Mateo	Bay Area	Pacifica School District	Special Tax	Parcel Tax: levy a parcel tax for a period of five years beginning 7/1/2008 and ending 6/30/2013. Tax shall not to exceed \$96 per year per parcel on all taxable parcels in the District.	K-12 School Facilities/Programs	N	66.7	33.3	Pass
June	San Mateo	Bay Area	County of San Mateo	Special Tax	Transactions and Use Tax: levy a 1/8 of a cent sales tax for a period of twenty-five years with an estimated date of commencement 10/1/2008. This would increase the current sales tax from 8 1/4% to 8 3/8%.	Parks and Open Space	O	60.5	39.5	Fail
June	San Mateo	Bay Area	Millbrae School District	Special Tax	Parcel Tax: levy a parcel tax of \$78 per year per parcel for give years.	K-12 School Programs	P	66.3	33.7	Fail
June	San Mateo	Bay Area	City of Half Moon Bay	General Tax	Transient Occupancy Tax: raise tax rate from 10% to 12% of the room rate.	General Government	Q	67.3	32.7	Pass
February	Santa Clara	Bay Area	East Side Union High School District	GO Bond	\$349,000,000	K-12 School Facilities	E	71.4	28.6	Pass



<b>2008 Primary</b>	<b>County</b>	<b>Region</b>	<b>Agency</b>	<b>Type of Tax/Debt</b>	<b>Amount of Bond/Tax</b>	<b>Purpose</b>	<b>Measure</b>	<b>% Yes</b>	<b>% No</b>	<b>Result</b>
June	Santa Clara	Bay Area	Palo Alto Unified School District	GO Bond	\$378,000,000	K-12 School Facilities	A	77.6	22.4	Pass
June	Santa Clara	Bay Area	Fremont Union High School District	GO Bond	\$198,000,000	K-12 School Facilities	B	67.1	32.9	Pass
June	Santa Clara	Bay Area	Mountain View-Whisman School District	Special Tax	Parcel Tax: increase and extend a parcel tax between \$127 and \$1,016, depending on square footage, on parcels located within the District. Tax to expire in eight years.	K-12 School Facilities/Programs	C	80.5	19.5	Pass
June	Santa Clara	Bay Area	Los Gatos Union School District	Special Tax	Parcel Tax: renew expiring parcel tax of \$290 per year per parcel, for six years, without increase.	K-12 School Programs	E	84.0	16.0	Pass
June	Santa Clara	Bay Area	Alum Rock Union Elementary School District	GO Bond	\$179,000,000	K-12 School Facilities	G	79.1	20.9	Pass
February	Sonoma	Bay Area	Geyserville Unified School District	GO Bond	\$3,250,000	K-12 School Facilities	A	69.0	31.0	Pass
February	Sonoma	Bay Area	Windsor Unified School District	GO Bond	\$50,000,000	K-12 School Facilities	B	62.8	37.2	Pass
February	Sonoma	Bay Area	Napa Valley Community College District	GO Bond	\$178,400,000	Community College Facilities	L	60.6	39.4	Pass
June	Sonoma	Bay Area	Healdsburg Unified School District	Special Tax	Parcel Tax: levy an annual tax of \$88 per taxable parcel for seven years only, beginning 7/1/2008.	K-12 School Facilities/Programs	H	62.6	37.4	Fail
June	Sonoma	Bay Area	Gravenstein Union School District	Special Tax	Parcel Tax: levy a special tax of \$45/year on each parcel of taxable real property in the District for no more than eight years, beginning 7/1/2009, after the expiration of the existing parcel tax.	K-12 School Facilities/Programs	I	63.7	36.3	Fail

<b>2008 Primary</b>	<b>County</b>	<b>Region</b>	<b>Agency</b>	<b>Type of Tax/Debt</b>	<b>Amount of Bond/Tax</b>	<b>Purpose</b>	<b>Measure</b>	<b>% Yes</b>	<b>% No</b>	<b>Result</b>
February	Butte	Central Valley	Biggs Unified School District	GO Bond	\$4,275,000	K-12 School Facilities	A	48.9	51.2	Fail
June	El Dorado	Central Valley	Lake Tahoe Unified School District	GO Bond	\$87,000,000	K-12 School Facilities	A	51.5	48.5	Fail
June	El Dorado	Central Valley	El Dorado Union High School District	GO Bond	\$66,300,000	K-12 School Facilities/Programs	Q	56.1	43.9	Pass
February	Fresno	Central Valley	Caruthers Unified School District	GO Bond	\$11,300,000	K-12 School Facilities	A	46.3	53.7	Fail
February	Fresno	Central Valley	Caruthers Unified School Facilities Improvement District 1	GO Bond	\$2,800,000	K-12 School Facilities	B	45.4	54.7	Fail
February	Fresno	Central Valley	City of Reedley	Special Tax	Sales Tax: impose a 1/2 cent sales tax.	Paramedic/Emergency Medical Services	G	74.2	25.8	Pass
February	Fresno	Central Valley	City of Sanger	Special Tax	Sales Tax: impose a 3/4 cent sales tax.	Paramedic/Emergency Medical Services	S	71.4	28.6	Pass
June	Fresno	Central Valley	Central Unified School District	GO Bond	\$152,000,000	K-12 School Facilities	E	54.8	45.2	Fail
June	Fresno	Central Valley	Kerman Unified School District	GO Bond	\$24,900,000	K-12 School Facilities	K	64.3	35.7	Pass
June	Fresno/Madera	Central Valley	West Hills Community College District (School Facilities Improvement District No. 1)	GO Bond	\$11,800,000	Community College Facilities	Q	66.8	33.2	Pass

<b>2008 Primary</b>	<b>County</b>	<b>Region</b>	<b>Agency</b>	<b>Type of Tax/Debt</b>	<b>Amount of Bond/Tax</b>	<b>Purpose</b>	<b>Measure</b>	<b>% Yes</b>	<b>% No</b>	<b>Result</b>
February	Glenn	Central Valley	Orland Joint Unified School District	GO Bond	\$21,900,000	K-12 School Facilities	K	56.4	43.6	Pass
June	Glenn	Central Valley	Willows Unified School District	GO Bond	\$20,700,000	K-12 School Facilities	L	49.3	50.7	Fail
February	Kern	Central Valley	Mojave Unified School District	GO Bond	\$24,000,000	K-12 School Facilities	A	62.5	37.5	Pass
February	Kern	Central Valley	Rio Bravo-Greeley Union	GO Bond	\$10,900,000	K-12 School Facilities	B	69.7	30.3	Pass
June	Kern	Central Valley	Wasco Union High School District	GO Bond	\$33,500,000	K-12 School Facilities	C	65.2	34.8	Pass
June	Kern	Central Valley	Kernville Union School District	GO Bond	\$6,000,000	K-12 School Facilities	D	58.1	41.9	Pass
June	Kern	Central Valley	City of McFarland	General Tax	Utility Users' Tax: adopt ordinance to establish utility users' tax.	General Government	E	24.5	75.5	Fail
June	Kern	Central Valley	Buttonwillow Recreation and Park District	GO Bond	\$4,870,000	Recreation Facilities	F	75.7	24.3	Pass
February	Merced	Central Valley	Los Banos Unified School District	GO Bond	\$44,000,000	K-12 School Programs/Facilities	K	65.3	34.7	Pass
February	Placer	Central Valley	Loomis Unified School District	GO Bond	\$17,700,000	K-12 School Facilities	G	52.6	47.4	Fail
February	Placer	Central Valley	City of Rocklin	Special Tax	Parcel Tax: \$10-\$45 per parcel for 15 years.	Park and Recreation Facilities	J	59.2	40.8	Fail
June	Placer	Central Valley	Northstar Community Services District	Special Tax	Parcel Tax: levy a \$209.03 parcel tax, beginning 7/1/2009.	NCSF Fuels Management Program	K	61.3	38.7	Fail

<b>2008 Primary</b>	<b>County</b>	<b>Region</b>	<b>Agency</b>	<b>Type of Tax/Debt</b>	<b>Amount of Bond/Tax</b>	<b>Purpose</b>	<b>Measure</b>	<b>% Yes</b>	<b>% No</b>	<b>Result</b>
February	Placer/ Sacramento	Central Valley	Dry Creek Joint School District	GO Bond	\$67,300,000	K-12 School Facilities	E	55.2	44.8	Pass
February	San Joaquin	Central Valley	Stockton Unified School District	GO Bond	\$464,500,000	K-12 School Facilities	Q	68.9	31.1	Pass
June	San Joaquin	Central Valley	Oak View Union School District	GO Bond	\$3,700,000	K-12 School Facilities	R	66.9	33.1	Pass
June	Stanislaus	Central Valley	Keyes Community Services District	Special Tax	Parcel Tax: levy a \$20 parcel tax for three years, followed by an increase to \$25 for each parcel after the initial three years.	Street Lighting	P	55.3	44.7	Fail
June	Sutter	Central Valley	Sutter Union High School District	GO Bond	\$12,600,000	K-12 School Facilities	T	66.0	34.0	Pass
February	Tulare	Central Valley	Lindsay Unified School District	GO Bond	\$20,700,000	K-12 School Facilities	B	70.4	29.6	Pass
February	Tulare	Central Valley	Woodlake Union High School District	GO Bond	\$4,500,000	K-12 School Facilities	C	61.8	38.2	Pass
February	Tulare	Central Valley	Exeter Union Elementary School District	GO Bond	\$6,400,000	K-12 School Facilities	D	68.2	31.8	Pass
February	Tulare	Central Valley	Tipton Elementary School District	GO Bond	\$3,100,000	K-12 School Facilities	E	50.9	49.1	Fail
June	Tulare	Central Valley	Stone Corral Elementary School District	GO Bond	\$715,000	K-12 School Facilities	F	64.8	35.2	Pass
June	Tulare	Central Valley	City of Lindsay	General Tax	Transactions and Use Tax: authorize a sales tax of three-quarters of a cent (.75 percent) operative no sooner than 10/1/2008.	General Government	G	29.3	70.7	Fail

<b>2008 Primary</b>	<b>County</b>	<b>Region</b>	<b>Agency</b>	<b>Type of Tax/Debt</b>	<b>Amount of Bond/Tax</b>	<b>Purpose</b>	<b>Measure</b>	<b>% Yes</b>	<b>% No</b>	<b>Result</b>
June	Yolo	Central Valley	City of Winters	General Tax	Utility Users' Tax: Reduce the current tax rate on utility users from 5% to 4.75%	General Government	T	68.9	31.1	Pass
February	Los Angeles	Los Angeles	San Gabriel Unified School District	GO Bond	\$65,000,000	K-12 School Facilities	A	70.1	29.9	Pass
February	Los Angeles	Los Angeles	City of Huntington Park	General Tax	Utility User's Tax: reduce the rate of communications user's tax from 7% to 6.5%.	General Government	B	78.3	21.7	Pass
February	Los Angeles	Los Angeles	Redondo Beach Unified School District	GO Bond	\$145,000,000	K-12 School Facilities	C	65.9	34.1	Pass
February	Los Angeles	Los Angeles	City of Pasadena	General Tax	Utility User's Tax: continue existing 8.25% utility user's tax.	General Government	D	58.4	41.6	Pass
February	Los Angeles	Los Angeles	Long Beach Community College District	GO Bond	\$440,000,000	Community College Facilities	E	73.8	26.2	Pass
February	Los Angeles	Los Angeles	Santa Monica-Malibu Unified School District	Special Tax	Parcel Tax: tax for each parcel of real property shall not exceed the minimum of \$346 per year adjusted annually for inflation by the Consumer Price Index.	K-12 School Programs/Facilities	R	73.0	27.0	Pass
February	Los Angeles	Los Angeles	City of Los Angeles	General Tax	Utility User's Tax: reduce tax on communications users from 10% to 9%.	General Government	S	65.9	34.1	Pass
February	Los Angeles	Los Angeles	Acton-Agua Dulce Unified School District	GO Bond	\$46,200,000	K-12 School Facilities	V	51.1	48.9	Fail
June	Los Angeles	Los Angeles	Centinela Valley Union High School District	Special Tax	Parcel Tax: levy a parcel tax at \$.04 per square foot for nine years.	K-12 School Facilities/Programs	A	56.4	43.6	Fail
June	Los Angeles	Los Angeles	City of Covina	General Tax	Utility Users' Tax: extend for 10 years the existing 6% tax, with no rate increase.	General Government	C	65.1	34.9	Pass

<b>2008 Primary</b>	<b>County</b>	<b>Region</b>	<b>Agency</b>	<b>Type of Tax/Debt</b>	<b>Amount of Bond/Tax</b>	<b>Purpose</b>	<b>Measure</b>	<b>% Yes</b>	<b>% No</b>	<b>Result</b>
June	Los Angeles	Los Angeles	Hermosa Beach City Elementary School District	Special Tax	Parcel Tax: levy a parcel tax for \$257 per assessor parcel per year, not to exceed a 5% annual increase, for five years.	K-12 School Facilities/Programs	E	47.0	53.0	Fail
June	Los Angeles	Los Angeles	Hawthorne Elementary School District	GO Bond	\$20,000,000	K-12 School Facilities	H	61.9	38.1	Pass
June	Los Angeles	Los Angeles	Los Nietos Elementary School District	GO Bond	\$31,140,000	K-12 School Facilities	M	71.7	28.3	Pass
June	Los Angeles	Los Angeles	City of South Gate	General Tax	Transaction and Use Tax: increase tax by one cent.	General Government	P	74.4	25.6	Pass
June	Los Angeles	Los Angeles	City of Torrance	General Tax	Utility Users' Tax: adopt an ordinance to ratify and update Torrance's existing telephone utility users' tax to continue general services provided that the present tax rate will not change.	General Government	T	56.2	43.8	Pass
February	Orange	Los Angeles	Placentia-Yorba Linda Unified School District	GO Bond	\$200,000,000	K-12 School Facilities	A	56.9	43.1	Pass
June	Orange <sup>2</sup>	Los Angeles	Santa Ana Unified School District	GO Bond	\$200,000,000	K-12 School Facilities	G	68.8	31.2	Pass
June	Ventura	Los Angeles	Mesa Union Elementary School District	GO Bond	\$4,000,000	K-12 School Facilities	A	61.2	38.8	Pass
June	Ventura	Los Angeles	Oak Park Unified School District	Special Tax	Parcel Tax: renew existing annual \$197 parcel tax for eight years beginning 7/1/2009 (current parcel tax expires 6/30/2009).	K-12 School Facilities/Programs	C	82.8	17.2	Pass
February	Humboldt	Other	City of Arcata	General Tax	Utility User's Tax: continue to impose a 3% utility user's tax.	General Government	A	60.0	40.0	Pass

<b>2008 Primary</b>	<b>County</b>	<b>Region</b>	<b>Agency</b>	<b>Type of Tax/Debt</b>	<b>Amount of Bond/Tax</b>	<b>Purpose</b>	<b>Measure</b>	<b>% Yes</b>	<b>% No</b>	<b>Result</b>
June	Humboldt	Other	McKinleyville Union School District	GO Bond	\$14,000,000	K-12 School Facilities	C	55.4	44.6	Pass
June	Lake	Other	Butler-Kings Community Services District	Special Tax	Parcel Tax: levy a parcel tax of \$45 per parcel.	Street Improvements	A	77.5	22.5	Pass
June	Mendocino	Other	Fort Bragg Unified School District	GO Bond	\$16,000,000	K-12 School Facilities	C	69.2	30.8	Pass
June	Mendocino	Other	Leggett Valley School Facilities Improvement District 1	GO Bond	\$1,750,000	K-12 School Facilities	D	58.1	41.9	Pass
June	Mono	Other	City of Mammoth Lakes	Special Tax	Transactions and Use Tax: increase sales tax by 1/2 cent.	Parks and Recreation	R	71.8	28.2	Pass
February	Monterey	Other	City of Seaside	General Tax	Transaction and Use Tax: increase by one cent for general city services.	General Government	R	58.2	41.8	Pass
June	Monterey	Other	Spreckels Memorial District	Special Tax	Parcel Tax: imposition special tax of not more than \$95 per parcel, per year, beginning fiscal year 2009-2010.	Park Facilities	S	71.7	28.3	Pass
June	Monterey	Other	Salinas City Elementary School District	GO Bond	\$80,000,000	K-12 School Facilities	T	63.9	36.1	Pass
June	Monterey	Other	City of Pacific Grove	General Tax	Transaction and Use Tax: increase tax by one cent.	General Government	U	65.5	34.5	Pass
June	Monterey/ San Benito/ Santa Cruz	Other	Aromas-San Juan Unified School District	GO Bond	\$18,800,000	K-12 School Facilities	V	47.3	52.7	Fail

<b>2008 Primary</b>	<b>County</b>	<b>Region</b>	<b>Agency</b>	<b>Type of Tax/Debt</b>	<b>Amount of Bond/Tax</b>	<b>Purpose</b>	<b>Measure</b>	<b>% Yes</b>	<b>% No</b>	<b>Result</b>
June	Nevada/ Placer	Other	Tahoe-Truckee Unified School District (Facilities Improvement District 1)	GO Bond	\$93,530,000	K-12 School Facilities	L	52.2	47.8	Fail
June	San Benito	Other	City of San Juan Bautista	General Tax	Transactions and Use Tax: increase sales tax 1/2% to 8 1/2%.	General Government	U	50.2	49.8	Pass
June	San Luis Obispo	Other	City of Pismo Beach	General Tax	Transaction and Use Tax: increase the City of Pismo Beach sales tax by one-half cent for a period of six and one half years.	General Government	C-08	55.8	44.2	Pass
February	Santa Barbara	Other	Cold Spring School District	GO Bond	\$8,500,000	K-12 School Facilities	R2008	50.2	49.9	Fail
February	Santa Barbara	Other	County of Santa Barbara	Special Tax	Parcel Tax: impose tax of \$35.15 per parcel on all real property parcels.	Emergency Medical Services	S2008	46.4	53.6	Fail
February	Santa Barbara	Other	City of Lompoc	Special Tax	Sales Tax: increase current sales tax by 1/2%.	Fire Protection/ Police Services	T2008	55.5	44.6	Fail
June	Santa Barbara	Other	Santa Barbara Community College District	GO Bond	\$77,242,012	Community College Facilities	V	70.5	29.6	Pass
February	Santa Clara/ Santa Cruz	Other	Loma Prieta Joint Union School District	Special Tax	Parcel Tax: continue existing parcel tax of \$150 per parcel for four years (7/1/2008 to 6/30/2012).	K-12 School Facilities	G	74.1	26.0	Pass
February	Santa Cruz	Other	San Lorenzo Valley Unified School District	GO Bond	\$18,900,000	K-12 School Facilities	O	60.3	39.7	Pass
February	Santa Cruz	Other	Santa Cruz City Elementary School District	Special Tax	Parcel Tax: continue expiring parcel tax for nine years at an annual rate of \$105 per parcel.	K-12 School Programs/Facilities	P	80.1	19.9	Pass



<b>2008 Primary</b>	<b>County</b>	<b>Region</b>	<b>Agency</b>	<b>Type of Tax/Debt</b>	<b>Amount of Bond/Tax</b>	<b>Purpose</b>	<b>Measure</b>	<b>% Yes</b>	<b>% No</b>	<b>Result</b>
June	Santa Cruz	Other	Scotts Valley Unified School District	GO Bond	\$55,000,000	K-12 School Facilities	Q	53.6	46.4	Fail
June	Santa Cruz	Other	Santa Cruz County Library	Special Tax	Transactions and Use Tax: extend 1/4 cent tax.	Public Library	R	73.1	27.0	Pass
June	Santa Cruz	Other	Ben Lomond Fire Protection District	GO Bond	\$10,000,000	Fire Station Facilities/ Firefighter Recruitment	S	39.8	60.2	Fail
June	Tuolumne	Other	South County Ambulance Zone	Special Tax	Parcel Tax: levy an additional \$20 per year (from \$50 to \$70) for five years to keep ambulance services in the southern part of the county from being downgraded.	Emergency Medical Services	U	79.0	21.1	Pass
February	Imperial	San Diego/ Inland Empire	McCabe Union Elementary School District	GO Bond	\$7,000,000	K-12 School Facilities	A	60.2	39.8	Pass
June	Imperial	San Diego/ Inland Empire	McCabe Union Elementary School District	GO Bond	\$7,000,000	K-12 School Facilities	B	50.9	49.1	Fail
February	Riverside	San Diego/ Inland Empire	Menifee Union School District	GO Bond	\$31,460,000	K-12 School Facilities	B	56.7	43.3	Pass
February	Riverside	San Diego/ Inland Empire	Palm Springs Unified School District	GO Bond	\$516,000,000	K-12 School Facilities	E	62.2	37.8	Pass
June	Riverside	San Diego/ Inland Empire	Palo Verde Cemetery District	Special Tax	Parcel Tax: levy an annual property tax of \$100.00 per parcel.	Cemetery Operations/ Maintenance	I	14.3	85.7	Fail
June	Riverside	San Diego/ Inland Empire	Val Verde Unified School District	GO Bond	\$43,440,000	K-12 School Facilities	J	69.1	30.9	Pass

<b>2008 Primary</b>	<b>County</b>	<b>Region</b>	<b>Agency</b>	<b>Type of Tax/Debt</b>	<b>Amount of Bond/Tax</b>	<b>Purpose</b>	<b>Measure</b>	<b>% Yes</b>	<b>% No</b>	<b>Result</b>
February	Riverside/ San Bernardino	San Diego/ Inland Empire	San Bernardino Community College District	GO Bond	\$500,000,000	Community College Facilities	M	66.1	33.9	Pass
February	San Bernardino	San Diego/ Inland Empire	Redlands Unified School District	GO Bond	\$65,500,000	K-12 School Facilities	J	66.4	33.6	Pass
February	San Bernardino	San Diego/ Inland Empire	Upland Unified	GO Bond	\$103,000,000	K-12 School Facilities	K	60.3	39.7	Pass
February	San Bernardino	San Diego/ Inland Empire	City of San Bernardino	General Tax	Utility User's Tax: reduce tax from 7.83% to 7.75%	General Government	L	80.1	19.9	Pass
June	San Bernardino	San Diego/ Inland Empire	Needles Unified School District	GO Bond	\$10,900,000	K-12 School Facilities	N	59.4	40.6	Pass
June	San Bernardino	San Diego/ Inland Empire	City of Needles	Special Tax	Transactions and Use Tax: increase sales tax by 0.5%, automatically expiring in 5 years.	Hospital Facilities	O	62.4	37.6	Fail
June	San Bernardino	San Diego/ Inland Empire	Bear Valley Community Hospital District	GO Bond	\$11,500,000	Hospital Facilities	Q	65.2	34.8	Fail
February	San Diego	San Diego/ Inland Empire	Poway Unified School Facilities Improvement District 2007-1	GO Bond	\$179,000,000	K-12 School Facilities	C	63.9	36.1	Pass
February	San Diego	San Diego/ Inland Empire	El Cajon Valley Union School District	GO Bond	\$156,500,000	K-12 School Facilities	D	64.1	35.9	Pass

<b>2008 Primary</b>	<b>County</b>	<b>Region</b>	<b>Agency</b>	<b>Type of Tax/Debt</b>	<b>Amount of Bond/Tax</b>	<b>Purpose</b>	<b>Measure</b>	<b>% Yes</b>	<b>% No</b>	<b>Result</b>
February	San Diego	San Diego/ Inland Empire	Rancho Santa Fe Elementary School District	GO Bond	\$34,000,000	K-12 School Facilities	E	70.9	29.1	Pass
June	San Diego	San Diego/ Inland Empire	City of Encinitas	General Tax	Transient Occupancy Tax: a tax of 8% on short term rental units (for 30 days or less) effective 1/1/2009.	General Government	F	56.4	43.6	Pass
June	San Diego	San Diego/ Inland Empire	City of Encinitas	Special Tax	Transient Occupancy Tax: a tax of 2% on short term rental units (for 30 days or less) effective 1/1/2009.	Beach Sand Replenishment and Stabilization	G	65.0	35.0	Fail
June	San Diego	San Diego/ Inland Empire	Oceanside Unified School District	GO Bond	\$195,000,000	K-12 School Facilities	H	71.3	28.7	Pass

<sup>1</sup> Percentages in the “% Yes” and “% No” columns may not sum to 100% due to rounding.

<sup>2</sup> School GO bond measure required two-thirds voter approval.

Source: county election official internet sites supplemented by telephone inquiries. Information is accurate as of July 7, 2008.



# Appendix D

## Table D

### Summary of Local Government Bond and Tax Measures<sup>1</sup> Primary Elections, by Type of Tax/Debt, February 5, 2008 and June 3, 2008

2008 Primary	County	Region	Agency	Type of Tax/Debt	Amount of Bond/Tax	Purpose	Measure	% Yes	% No	Result
June	Alameda	Bay Area	Alameda County	General Tax	Utility Users' Tax: approve ordinance to extend existing utility users' tax until 6/30/2021, at the rate of 6.5%.	General Government	F	65.8	34.2	Pass
February	Contra Costa	Bay Area	City of Richmond	General Tax	Utility User's Tax: reduce the rate of the City of Richmond's telecommunications users' tax from 10% to 9.5%.	General Government	B	74.0	26.0	Pass
June	Marin	Bay Area	Town of Ross	General Tax	Parcel/Municipal Services Tax: continue the present \$1,000 maximum annual levy from 7/1/2008 through 6/30/2012. The Council sets the actual rate each year after holding a public hearing. The rate set in 2007 was \$775.	General Government	D	64.1	35.9	Pass
June	San Mateo	Bay Area	City of Half Moon Bay	General Tax	Transient Occupancy Tax: raise tax rate from 10% to 12% of the room rate.	General Government	Q	67.3	32.7	Pass
June	Kern	Central Valley	City of McFarland	General Tax	Utility Users' Tax: adopt ordinance to establish utility users' tax.	General Government	E	24.5	75.5	Fail
June	Tulare	Central Valley	City of Lindsay	General Tax	Transactions and Use Tax: authorize a sales tax of three-quarters of a cent (.75 percent) operative no sooner than 10/1/2008.	General Government	G	29.3	70.7	Fail
June	Yolo	Central Valley	City of Winters	General Tax	Utility Users' Tax: reduce the current tax rate on utility users from 5% to 4.75%	General Government	T	68.9	31.1	Pass

<b>2008 Primary</b>	<b>County</b>	<b>Region</b>	<b>Agency</b>	<b>Type of Tax/Debt</b>	<b>Amount of Bond/Tax</b>	<b>Purpose</b>	<b>Measure</b>	<b>% Yes</b>	<b>% No</b>	<b>Result</b>
February	Los Angeles	Los Angeles	City of Huntington Park	General Tax	Utility User's Tax: reduce the rate of communications user's tax from 7% to 6.5%.	General Government	B	78.3	21.7	Pass
February	Los Angeles	Los Angeles	City of Pasadena	General Tax	Utility User's Tax: continue existing 8.25% utility user's tax.	General Government	D	58.4	41.6	Pass
February	Los Angeles	Los Angeles	City of Los Angeles	General Tax	Utility User's Tax: reduce tax on communications users from 10% to 9%.	General Government	S	65.9	34.1	Pass
June	Los Angeles	Los Angeles	City of Covina	General Tax	Utility Users' Tax: extend for 10 years the existing 6% tax, with no rate increase.	General Government	C	65.1	34.9	Pass
June	Los Angeles	Los Angeles	City of South Gate	General Tax	Transaction and Use Tax: increase tax by one cent.	General Government	P	74.4	25.6	Pass
June	Los Angeles	Los Angeles	City of Torrance	General Tax	Utility Users' Tax: adopt an ordinance to ratify and update Torrance's existing telephone utility users' tax to continue general services provided that the present tax rate will not change.	General Government	T	56.2	43.8	Pass
February	Humboldt	Other	City of Arcata	General Tax	Utility User's Tax: continue to impose a 3% utility user's tax.	General Government	A	60.0	40.0	Pass
February	Monterey	Other	City of Seaside	General Tax	Transaction and Use Tax: increase by one cent for general city services.	General Government	R	58.2	41.8	Pass
June	Monterey	Other	City of Pacific Grove	General Tax	Transaction and Use Tax: increase tax by one cent.	General Government	U	65.5	34.5	Pass
June	San Benito	Other	City of San Juan Bautista	General Tax	Transactions and Use Tax: increase sales tax 1/2% to 8 1/2%.	General Government	U	50.2	49.8	Pass
June	San Luis Obispo	Other	City of Pismo Beach	General Tax	Transaction and Use Tax: increase the City of Pismo Beach sales tax by one-half cent for a period of six and one half years.	General Government	C-08	55.8	44.2	Pass
February	San Bernardino	San Diego/ Inland Empire	City of San Bernardino	General Tax	Utility User's Tax: reduce tax from 7.83% to 7.75%	General Government	L	80.1	19.9	Pass

<b>2008 Primary</b>	<b>County</b>	<b>Region</b>	<b>Agency</b>	<b>Type of Tax/Debt</b>	<b>Amount of Bond/Tax</b>	<b>Purpose</b>	<b>Measure</b>	<b>% Yes</b>	<b>% No</b>	<b>Result</b>
June	San Diego	San Diego/ Inland Empire	City of Encinitas	General Tax	Transient Occupancy Tax: a tax of 8% on short term rental units (for 30 days or less) effective 1/1/2009.	General Government	F	56.4	43.6	Pass
February	Alameda	Bay Area	Albany Unified School District	GO Bond	\$10,000,000	K-12 School Facilities	E	72.2	27.8	Pass
June	Alameda	Bay Area	Hayward Unified School District	GO Bond	\$205,000,000	K-12 School Facilities	I	72.2	27.8	Pass
June	Contra Costa	Bay Area	Antioch Unified School District School Facilities Improvement District 1	GO Bond	\$61,600,000	K-12 School Facilities	C	62.5	37.5	Pass
June	Marin	Bay Area	Ross School District	GO Bond	\$6,750,000	K-12 School Facilities	A	75.6	24.4	Pass
February	Napa	Bay Area	Napa Valley Community College District	GO Bond	\$178,400,000	Community College Facilities	L	52.0	48.1	Fail
February	San Francisco	Bay Area	City and County of San Francisco	GO Bond	\$185,000,000	Park and Recreation Facilities	A	71.3	28.7	Pass
February	San Mateo	Bay Area	Sequoia Union High School District	GO Bond	\$165,000,000	K-12 School Facilities	J	65.9	34.1	Pass
February	San Mateo	Bay Area	San Mateo-Foster City School District	GO Bond	\$175,000,000	K-12 School Facilities	L	75.7	24.4	Pass
February	Santa Clara	Bay Area	East Side Union High School District	GO Bond	\$349,000,000	K-12 School Facilities	E	71.4	28.6	Pass

<b>2008 Primary</b>	<b>County</b>	<b>Region</b>	<b>Agency</b>	<b>Type of Tax/Debt</b>	<b>Amount of Bond/Tax</b>	<b>Purpose</b>	<b>Measure</b>	<b>% Yes</b>	<b>% No</b>	<b>Result</b>
June	Santa Clara	Bay Area	Palo Alto Unified School District	GO Bond	\$378,000,000	K-12 School Facilities	A	77.6	22.4	Pass
June	Santa Clara	Bay Area	Fremont Union High School District	GO Bond	\$198,000,000	K-12 School Facilities	B	67.1	32.9	Pass
June	Santa Clara	Bay Area	Alum Rock Union Elementary School District	GO Bond	\$179,000,000	K-12 School Facilities	G	79.1	20.9	Pass
February	Sonoma	Bay Area	Geyserville Unified School District	GO Bond	\$3,250,000	K-12 School Facilities	A	69.0	31.0	Pass
February	Sonoma	Bay Area	Windsor Unified School District	GO Bond	\$50,000,000	K-12 School Facilities	B	62.8	37.2	Pass
February	Sonoma	Bay Area	Napa Valley Community College District	GO Bond	\$178,400,000	Community College Facilities	L	60.6	39.4	Pass
February	Butte	Central Valley	Biggs Unified School District	GO Bond	\$4,275,000	K-12 School Facilities	A	48.9	51.2	Fail
June	El Dorado	Central Valley	Lake Tahoe Unified School District	GO Bond	\$87,000,000	K-12 School Facilities	A	51.5	48.5	Fail
June	El Dorado	Central Valley	El Dorado Union High School District	GO Bond	\$66,300,000	K-12 School Facilities/Programs	Q	56.1	43.9	Pass
February	Fresno	Central Valley	Caruthers Unified School District	GO Bond	\$11,300,000	K-12 School Facilities	A	46.3	53.7	Fail
February	Fresno	Central Valley	Caruthers Unified School Facilities Improvement District 1	GO Bond	\$2,800,000	K-12 School Facilities	B	45.4	54.7	Fail



<b>2008 Primary</b>	<b>County</b>	<b>Region</b>	<b>Agency</b>	<b>Type of Tax/Debt</b>	<b>Amount of Bond/Tax</b>	<b>Purpose</b>	<b>Measure</b>	<b>% Yes</b>	<b>% No</b>	<b>Result</b>
June	Fresno	Central Valley	Central Unified School District	GO Bond	\$152,000,000	K-12 School Facilities	E	54.8	45.2	Fail
June	Fresno	Central Valley	Kerman Unified School District	GO Bond	\$24,900,000	K-12 School Facilities	K	64.3	35.7	Pass
June	Fresno/ Madera	Central Valley	West Hills Community College District (School Facilities Improvement District No. 1)	GO Bond	\$11,800,000	Community College Facilities	Q	66.8	33.2	Pass
February	Glenn	Central Valley	Orland Joint Unified School District	GO Bond	\$21,900,000	K-12 School Facilities	K	56.4	43.6	Pass
June	Glenn	Central Valley	Willows Unified School District	GO Bond	\$20,700,000	K-12 School Facilities	L	49.3	50.7	Fail
February	Kern	Central Valley	Mojave Unified School District	GO Bond	\$24,000,000	K-12 School Facilities	A	62.5	37.5	Pass
February	Kern	Central Valley	Rio Bravo-Greeley Union	GO Bond	\$10,900,000	K-12 School Facilities	B	69.7	30.3	Pass
June	Kern	Central Valley	Wasco Union High School District	GO Bond	\$33,500,000	K-12 School Facilities	C	65.2	34.8	Pass
June	Kern	Central Valley	Kernville Union School District	GO Bond	\$6,000,000	K-12 School Facilities	D	58.1	41.9	Pass
June	Kern	Central Valley	Buttonwillow Recreation and Park District	GO Bond	\$4,870,000	Recreation Facilities	F	75.7	24.3	Pass
February	Merced	Central Valley	Los Banos Unified School District	GO Bond	\$44,000,000	K-12 School Programs/ Facilities	K	65.3	34.7	Pass

<b>2008 Primary</b>	<b>County</b>	<b>Region</b>	<b>Agency</b>	<b>Type of Tax/Debt</b>	<b>Amount of Bond/Tax</b>	<b>Purpose</b>	<b>Measure</b>	<b>% Yes</b>	<b>% No</b>	<b>Result</b>
February	Placer	Central Valley	Loomis Unified School District	GO Bond	\$17,700,000	K-12 School Facilities	G	52.6	47.4	Fail
February	Placer/ Sacramento	Central Valley	Dry Creek Joint School District	GO Bond	\$67,300,000	K-12 School Facilities	E	55.2	44.8	Pass
February	San Joaquin	Central Valley	Stockton Unified School District	GO Bond	\$464,500,000	K-12 School Facilities	Q	68.9	31.1	Pass
June	San Joaquin	Central Valley	Oak View Union School District	GO Bond	\$3,700,000	K-12 School Facilities	R	66.9	33.1	Pass
June	Sutter	Central Valley	Sutter Union High School District	GO Bond	\$12,600,000	K-12 School Facilities	T	66.0	34.0	Pass
February	Tulare	Central Valley	Lindsay Unified School District	GO Bond	\$20,700,000	K-12 School Facilities	B	70.4	29.6	Pass
February	Tulare	Central Valley	Woodlake Union High School District	GO Bond	\$4,500,000	K-12 School Facilities	C	61.8	38.2	Pass
February	Tulare	Central Valley	Exeter Union Elementary School District	GO Bond	\$6,400,000	K-12 School Facilities	D	68.2	31.8	Pass
February	Tulare	Central Valley	Tipton Elementary School District	GO Bond	\$3,100,000	K-12 School Facilities	E	50.9	49.1	Fail
June	Tulare	Central Valley	Stone Corral Elementary School District	GO Bond	\$715,000	K-12 School Facilities	F	64.8	35.2	Pass
February	Los Angeles	Los Angeles	San Gabriel Unified School District	GO Bond	\$65,000,000	K-12 School Facilities	A	70.1	29.9	Pass
February	Los Angeles	Los Angeles	Redondo Beach Unified School District	GO Bond	\$145,000,000	K-12 School Facilities	C	65.9	34.1	Pass

<b>2008 Primary</b>	<b>County</b>	<b>Region</b>	<b>Agency</b>	<b>Type of Tax/Debt</b>	<b>Amount of Bond/Tax</b>	<b>Purpose</b>	<b>Measure</b>	<b>% Yes</b>	<b>% No</b>	<b>Result</b>
February	Los Angeles	Los Angeles	Long Beach Community College District	GO Bond	\$440,000,000	Community College Facilities	E	73.8	26.2	Pass
February	Los Angeles	Los Angeles	Acton-Agua Dulce Unified School District	GO Bond	\$46,200,000	K-12 School Facilities	V	51.1	48.9	Fail
June	Los Angeles	Los Angeles	Hawthorne Elementary School District	GO Bond	\$20,000,000	K-12 School Facilities	H	61.9	38.1	Pass
June	Los Angeles	Los Angeles	Los Nietos Elementary School District	GO Bond	\$31,140,000	K-12 School Facilities	M	71.7	28.3	Pass
February	Orange	Los Angeles	Placentia-Yorba Linda Unified School District	GO Bond	\$200,000,000	K-12 School Facilities	A	56.9	43.1	Pass
June	Orange2	Los Angeles	Santa Ana Unified School District	GO Bond	\$200,000,000	K-12 School Facilities	G	68.8	31.2	Pass
June	Ventura	Los Angeles	Mesa Union Elementary School District	GO Bond	\$4,000,000	K-12 School Facilities	A	61.2	38.8	Pass
June	Humboldt	Other	McKinleyville Union School District	GO Bond	\$14,000,000	K-12 School Facilities	C	55.4	44.6	Pass
June	Mendocino	Other	Fort Bragg Unified School District	GO Bond	\$16,000,000	K-12 School Facilities	C	69.2	30.8	Pass
June	Mendocino	Other	Leggett Valley School Facilities Improvement District 1	GO Bond	\$1,750,000	K-12 School Facilities	D	58.1	41.9	Pass

<b>2008 Primary</b>	<b>County</b>	<b>Region</b>	<b>Agency</b>	<b>Type of Tax/Debt</b>	<b>Amount of Bond/Tax</b>	<b>Purpose</b>	<b>Measure</b>	<b>% Yes</b>	<b>% No</b>	<b>Result</b>
June	Monterey	Other	Salinas City Elementary School District	GO Bond	\$80,000,000	K-12 School Facilities	T	63.9	36.1	Pass
June	Monterey/ San Benito/ Santa Cruz	Other	Aromas-San Juan Unified School District	GO Bond	\$18,800,000	K-12 School Facilities	V	47.3	52.7	Fail
June	Nevada/ Placer	Other	Tahoe-Truckee Unified School District (Facilities Improvement District 1)	GO Bond	\$93,530,000	K-12 School Facilities	L	52.2	47.8	Fail
February	Santa Barbara	Other	Cold Spring School District	GO Bond	\$8,500,000	K-12 School Facilities	R2008	50.2	49.9	Fail
June	Santa Barbara	Other	Santa Barbara Community College District	GO Bond	\$77,242,012	Community College Facilities	V	70.5	29.6	Pass
February	Santa Cruz	Other	San Lorenzo Valley Unified School District	GO Bond	\$18,900,000	K-12 School Facilities	O	60.3	39.7	Pass
June	Santa Cruz	Other	Scotts Valley Unified School District	GO Bond	\$55,000,000	K-12 School Facilities	Q	53.6	46.4	Fail
June	Santa Cruz	Other	Ben Lomond Fire Protection District	GO Bond	\$10,000,000	Fire Station Facilities/ Firefighter Recruitment	S	39.8	60.2	Fail
February	Imperial	San Diego/ Inland Empire	McCabe Union Elementary School District	GO Bond	\$7,000,000	K-12 School Facilities	A	60.2	39.8	Pass
June	Imperial	San Diego/ Inland Empire	McCabe Union Elementary School District	GO Bond	\$7,000,000	K-12 School Facilities	B	50.9	49.1	Fail

<b>2008 Primary</b>	<b>County</b>	<b>Region</b>	<b>Agency</b>	<b>Type of Tax/Debt</b>	<b>Amount of Bond/Tax</b>	<b>Purpose</b>	<b>Measure</b>	<b>% Yes</b>	<b>% No</b>	<b>Result</b>
February	Riverside	San Diego/ Inland Empire	Menifee Union School District	GO Bond	\$31,460,000	K-12 School Facilities	B	56.7	43.3	Pass
February	Riverside	San Diego/ Inland Empire	Palm Springs Unified School District	GO Bond	\$516,000,000	K-12 School Facilities	E	62.2	37.8	Pass
June	Riverside	San Diego/ Inland Empire	Val Verde Unified School District	GO Bond	\$43,440,000	K-12 School Facilities	J	69.1	30.9	Pass
February	Riverside/ San Bernardino	San Diego/ Inland Empire	San Bernardino Community College District	GO Bond	\$500,000,000	Community College Facilities	M	66.1	33.9	Pass
February	San Bernardino	San Diego/ Inland Empire	Redlands Unified School District	GO Bond	\$65,500,000	K-12 School Facilities	J	66.4	33.6	Pass
February	San Bernardino	San Diego/ Inland Empire	Upland Unified	GO Bond	\$103,000,000	K-12 School Facilities	K	60.3	39.7	Pass
June	San Bernardino	San Diego/ Inland Empire	Needles Unified School District	GO Bond	\$10,900,000	K-12 School Facilities	N	59.4	40.6	Pass
June	San Bernardino	San Diego/ Inland Empire	Bear Valley Community Hospital District	GO Bond	\$11,500,000	Hospital Facilities	Q	65.2	34.8	Fail
February	San Diego	San Diego/ Inland Empire	Poway Unified School Facilities Improvement District 2007-1	GO Bond	\$179,000,000	K-12 School Facilities	C	63.9	36.1	Pass

<b>2008 Primary</b>	<b>County</b>	<b>Region</b>	<b>Agency</b>	<b>Type of Tax/Debt</b>	<b>Amount of Bond/Tax</b>	<b>Purpose</b>	<b>Measure</b>	<b>% Yes</b>	<b>% No</b>	<b>Result</b>
February	San Diego	San Diego/ Inland Empire	El Cajon Valley Union School District	GO Bond	\$156,500,000	K-12 School Facilities	D	64.1	35.9	Pass
February	San Diego	San Diego/ Inland Empire	Rancho Santa Fe Elementary School District	GO Bond	\$34,000,000	K-12 School Facilities	E	70.9	29.1	Pass
June	San Diego	San Diego/ Inland Empire	Oceanside Unified School District	GO Bond	\$195,000,000	K-12 School Facilities	H	71.3	28.7	Pass
June	Alameda	Bay Area	Alameda Unified School District	Special Tax	Parcel Tax: levy a temporary, four-year emergency tax of \$120 per residential parcel and 15 cents per square foot for commercial/industrial parcels beginning 7/1/2008.	K-12 School Facilities/Programs	H	66.9	33.1	Pass
June	Alameda	Bay Area	City of Union City	Special Tax	Public Safety Services Tax: extend and enhance tax set to expire in twenty years, with adjusted tax rates and an annual adjustment cap of 3%.	Emergency Preparedness/ Fire Protection/Police/ Youth Violence Prevention Services	K	62.1	37.9	Fail
June	Marin	Bay Area	Nicasio School District	Special Tax	Parcel Tax: implement a parcel tax of \$375.00 per parcel, with a 4% annual cost of living adjustment for each year thereafter beginning 7/1/2008 for a period of eight years.	K-12 School Facilities/Programs	B	71.9	28.1	Pass
June	Marin	Bay Area	City of Belvedere	Special Tax	Parcel Tax: continue adjusting the appropriation limit for fire protection and emergency medical services levy from 7/1/2008 through 6/30/2012. Current levy is \$548 for residential, \$625 for commercial structures, and \$110 per vacant parcel.	Fire Protection/ Emergency Services	C	86.5	13.5	Pass
June	Marin	Bay Area	Mesa Park District	Special Tax	Parcel Tax: \$45 per year per improved parcel, beginning with fiscal year 2008-2009 and continuing for a period of 4 years for the maintenance and operation of a public park.	Park	E	69.7	30.3	Pass

<b>2008 Primary</b>	<b>County</b>	<b>Region</b>	<b>Agency</b>	<b>Type of Tax/Debt</b>	<b>Amount of Bond/Tax</b>	<b>Purpose</b>	<b>Measure</b>	<b>% Yes</b>	<b>% No</b>	<b>Result</b>
June	Los Angeles	Los Angeles	Centinela Valley Union High School District	Special Tax	Parcel Tax: levy a parcel tax at \$.04 per square foot for nine years.	K-12 School Facilities/Programs	A	56.4	43.6	Fail
June	Los Angeles	Los Angeles	Hermosa Beach City Elementary School District	Special Tax	Parcel Tax: levy a parcel tax for \$257 per assessor parcel per year, not to exceed a 5% annual increase, for five years.	K-12 School Facilities/Programs	E	47.0	53.0	Fail
June	Mono	Other	City of Mammoth Lakes	Special Tax	Transactions and Use Tax: increase sales tax by 1/2 cent.	Parks and Recreation	R	71.8	28.2	Pass
June	Monterey	Other	Spreckels Memorial District	Special Tax	Parcel Tax: imposition special tax of not more than \$95 per parcel, per year, beginning fiscal year 2009-2010.	Park Facilities	S	71.7	28.3	Pass
February	Alameda	Bay Area	Alameda County	Special Tax	Parcel Tax: \$24/year on each residential parcel, \$100/year on small non-residential real property, or \$250/year on large non-residential parcels to begin 7/1/2008 for 35 years.	Children's Hospital	A	41.2	58.8	Fail
February	Alameda	Bay Area	Alameda County	Special Tax	Parcel Tax: \$24/year on each residential parcel, \$100/year on small non-residential real property, or \$250/year on large non-residential parcels to begin 7/1/2008 for 35 years.	Children's Hospital	B	31.1	68.9	Fail
February	Alameda	Bay Area	Oakland Unified School District	Special Tax	Parcel Tax: continue levy of \$195 per parcel beginning July 1, 2009.	K-12 School Programs/Facilities	G	79.4	20.6	Pass
February	Contra Costa	Bay Area	City of El Cerrito	Special Tax	Transaction and Use Tax: impose a 1/2 cent sales tax used exclusively for street improvements.	Street Improvements	A	71.1	28.9	Pass
June	Contra Costa	Bay Area	San Ramon Valley Unified School District	Special Tax	Parcel Tax: an annual tax of \$166 per taxable parcel for seven years, beginning 7/1/2008, with an annual inflation adjustment limited to \$8.	K-12 School Facilities/Programs	D	63.5	36.5	Fail
June	Contra Costa	Bay Area	City of Orinda	Special Tax	Parcel Tax: continue and adjust the existing tax from \$27 to \$39 per year per residential parcel or equivalent unit for the Orinda Library.	Public Library	E	74.1	25.9	Pass

<b>2008 Primary</b>	<b>County</b>	<b>Region</b>	<b>Agency</b>	<b>Type of Tax/Debt</b>	<b>Amount of Bond/Tax</b>	<b>Purpose</b>	<b>Measure</b>	<b>% Yes</b>	<b>% No</b>	<b>Result</b>
February	Marin	Bay Area	Kentfield School District	Special Tax	Parcel Tax: continue existing assessments, at \$773.94 per year for parcels containing one single-family residence, and at rates specified in the sample ballot for all other parcels, and increase rates by 5% per year.	K-12 School Programs/Facilities	A	71.7	28.3	Pass
February	Marin	Bay Area	Muir Beach Community Services District	Special Tax	Parcel Tax: impose a yearly special tax for four years beginning fiscal year 2008-2009 and terminating in fiscal year 2012-2013 in the amount of \$200.00 per parcel.	Fire Protection	B	82.1	17.9	Pass
June	San Francisco	Bay Area	City of San Francisco	Special Tax	Parcel Tax: levy a parcel tax of \$198 per parcel of taxable property in the City beginning 7/1/2008 until 7/1/2028.	K-12 School Programs	A	69.0	31.0	Pass
February	San Mateo	Bay Area	San Mateo County Service Area #1	Special Tax	Parcel Tax: continuing levy of special tax for four years at a maximum rate of \$65 per parcel per year.	Fire Protection/Police Services	I	76.4	23.7	Pass
February	San Mateo	Bay Area	Ravenswood City School District	Special Tax	Parcel Tax: annual parcel tax of \$98 for five years, beginning 7/1/2009.	K-12 School Programs	M	78.2	21.8	Pass
June	San Mateo	Bay Area	Pacifica School District	Special Tax	Parcel Tax: levy a parcel tax for a period of five years beginning 7/1/2008 and ending 6/30/2013. Tax shall not to exceed \$96 per year per parcel on all taxable parcels in the District.	K-12 School Facilities/Programs	N	66.7	33.3	Pass
June	San Mateo	Bay Area	County of San Mateo	Special Tax	Transactions and Use Tax: levy a 1/8 of a cent sales tax for a period of twenty-five years with an estimated date of commencement 10/1/2008. This would increase the current sales tax from 8 1/4% to 8 3/8%.	Parks and Open Space	O	60.5	39.5	Fail
June	San Mateo	Bay Area	Millbrae School District	Special Tax	Parcel Tax: levy a parcel tax of \$78 per year per parcel for give years.	K-12 School Programs	P	66.3	33.7	Fail



<b>2008 Primary</b>	<b>County</b>	<b>Region</b>	<b>Agency</b>	<b>Type of Tax/Debt</b>	<b>Amount of Bond/Tax</b>	<b>Purpose</b>	<b>Measure</b>	<b>% Yes</b>	<b>% No</b>	<b>Result</b>
June	Santa Clara	Bay Area	Mountain View-Whisman School District	Special Tax	Parcel Tax: increase and extend a parcel tax between \$127 and \$1,016, depending on square footage, on parcels located within the District. Tax to expire in eight years.	K-12 School Facilities/Programs	C	80.5	19.5	Pass
June	Santa Clara	Bay Area	Los Gatos Union School District	Special Tax	Parcel Tax: renew expiring parcel tax of \$290 per year per parcel, for six years, without increase.	K-12 School Programs	E	84.0	16.0	Pass
June	Sonoma	Bay Area	Healdsburg Unified School District	Special Tax	Parcel Tax: levy an annual tax of \$88 per taxable parcel for seven years only, beginning 7/1/2008.	K-12 School Facilities/Programs	H	62.6	37.4	Fail
June	Sonoma	Bay Area	Gravenstein Union School District	Special Tax	Parcel Tax: levy a special tax of \$45/year on each parcel of taxable real property in the District for no more than eight years, beginning 7/1/2009, after the expiration of the existing parcel tax.	K-12 School Facilities/Programs	I	63.7	36.3	Fail
February	Fresno	Central Valley	City of Reedley	Special Tax	Sales Tax: impose a 1/2 cent sales tax.	Paramedic/Emergency Medical Services	G	74.2	25.8	Pass
February	Fresno	Central Valley	City of Sanger	Special Tax	Sales Tax: impose a 3/4 cent sales tax.	Paramedic/Emergency Medical Services	S	71.4	28.6	Pass
February	Placer	Central Valley	City of Rocklin	Special Tax	Parcel Tax: \$10-\$45 per parcel for 15 years.	Park and Recreation Facilities	J	59.2	40.8	Fail
June	Placer	Central Valley	Northstar Community Services District	Special Tax	Parcel Tax: levy a \$209.03 parcel tax, beginning 7/1/2009.	NCSF Fuels Management Program	K	61.3	38.7	Fail
June	Stanislaus	Central Valley	Keyes Community Services District	Special Tax	Parcel Tax: levy a \$20 parcel tax for three years, followed by an increase to \$25 for each parcel after the initial three years.	Street Lighting	P	55.3	44.7	Fail
February	Los Angeles	Los Angeles	Santa Monica-Malibu Unified School District	Special Tax	Parcel Tax: tax for each parcel of real property shall not exceed the minimum of \$346 per year adjusted annually for inflation by the Consumer Price Index.	K-12 School Programs/Facilities	R	73.0	27.0	Pass

<b>2008 Primary</b>	<b>County</b>	<b>Region</b>	<b>Agency</b>	<b>Type of Tax/Debt</b>	<b>Amount of Bond/Tax</b>	<b>Purpose</b>	<b>Measure</b>	<b>% Yes</b>	<b>% No</b>	<b>Result</b>
June	Ventura	Los Angeles	Oak Park Unified School District	Special Tax	Parcel Tax: renew existing annual \$197 parcel tax for eight years beginning 7/1/2009 (current parcel tax expires 6/30/2009).	K-12 School Facilities/Programs	C	82.8	17.2	Pass
June	Lake	Other	Butler-Kings Community Services District	Special Tax	Parcel Tax: levy a parcel tax of \$45 per parcel.	Street Improvements	A	77.5	22.5	Pass
February	Santa Barbara	Other	County of Santa Barbara	Special Tax	Parcel Tax: impose tax of \$35.15 per parcel on all real property parcels.	Emergency Medical Services	S2008	46.4	53.6	Fail
February	Santa Barbara	Other	City of Lompoc	Special Tax	Sales Tax: increase current sales tax by 1/2%.	Fire Protection/Police Services	T2008	55.5	44.6	Fail
February	Santa Clara/ Santa Cruz	Other	Loma Prieta Joint Union School District	Special Tax	Parcel Tax: continue existing parcel tax of \$150 per parcel for four years (7/1/2008 to 6/30/2012).	K-12 School Facilities	G	74.1	26.0	Pass
February	Santa Cruz	Other	Santa Cruz City Elementary School District	Special Tax	Parcel Tax: continue expiring parcel tax for nine years at an annual rate of \$105 per parcel.	K-12 School Programs/Facilities	P	80.1	19.9	Pass
June	Santa Cruz	Other	Santa Cruz County Library	Special Tax	Transactions and Use Tax: extend 1/4 cent tax.	Public Library	R	73.1	27.0	Pass
June	Tuolumne	Other	South County Ambulance Zone	Special Tax	Parcel Tax: levy an additional \$20 per year (from \$50 to \$70) for five years to keep ambulance services in the southern part of the county from being downgraded.	Emergency Medical Services	U	79.0	21.1	Pass
June	Riverside	San Diego/ Inland Empire	Palo Verde Cemetery District	Special Tax	Parcel Tax: levy an annual property tax of \$100.00 per parcel.	Cemetery Operations/ Maintenance	I	14.3	85.7	Fail
June	San Bernardino	San Diego/ Inland Empire	City of Needles	Special Tax	Transactions and Use Tax: increase sales tax by 0.5%, automatically expiring in 5 years.	Hospital Facilities	O	62.4	37.6	Fail

<b>2008 Primary</b>	<b>County</b>	<b>Region</b>	<b>Agency</b>	<b>Type of Tax/Debt</b>	<b>Amount of Bond/Tax</b>	<b>Purpose</b>	<b>Measure</b>	<b>% Yes</b>	<b>% No</b>	<b>Result</b>
June	San Diego	San Diego/ Inland Empire	City of Encinitas	Special Tax	Transient Occupancy Tax: a tax of 2% on short term rental units (for 30 days or less) effective 1/1/2009.	Beach Sand Replenishment and Stabilization	G	65.0	35.0	Fail

<sup>1</sup> Percentages in the “% Yes” and “% No” columns may not sum to 100% due to rounding.

<sup>2</sup> School GO bond measure required two-thirds voter approval.

Source: county election official internet sites supplemented by telephone inquiries. Information is accurate as of July 7, 2008.



# Appendix E

**Table E**

**Summary of Local Government Bond and Tax Measures<sup>1</sup>  
Primary Elections, by Purpose, February 5, 2008 and June 3, 2008**

<b>2008 Primary</b>	<b>County</b>	<b>Region</b>	<b>Agency</b>	<b>Type of Tax/Debt</b>	<b>Amount of Bond/Tax</b>	<b>Purpose</b>	<b>Measure</b>	<b>% Yes</b>	<b>% No</b>	<b>Result</b>
June	San Diego	San Diego/ Inland Empire	City of Encinitas	Special Tax	Transient Occupancy Tax: a tax of 2% on short term rental units (for 30 days or less) effective 1/1/2009.	Beach Sand Replenishment and Stabilization	G	65.0	35.0	Fail
June	Riverside	San Diego/ Inland Empire	Palo Verde Cemetery District	Special Tax	Parcel Tax: levy an annual property tax of \$100.00 per parcel.	Cemetery Operations/ Maintenance	I	14.3	85.7	Fail
February	Alameda	Bay Area	Alameda County	Special Tax	Parcel Tax: \$24/year on each residential parcel, \$100/year on small non-residential real property, or \$250/year on large non-residential parcels to begin 7/1/2008 for 35 years.	Children's Hospital	A	41.2	58.8	Fail
February	Alameda	Bay Area	Alameda County	Special Tax	Parcel Tax: \$24/year on each residential parcel, \$100/year on small non-residential real property, or \$250/year on large non-residential parcels to begin 7/1/2008 for 35 years.	Children's Hospital	B	31.1	68.9	Fail
February	Napa	Bay Area	Napa Valley Community College District	GO Bond	\$178,400,000	Community College Facilities	L	52.0	48.1	Fail
February	Sonoma	Bay Area	Napa Valley Community College District	GO Bond	\$178,400,000	Community College Facilities	L	60.6	39.4	Pass

<b>2008 Primary</b>	<b>County</b>	<b>Region</b>	<b>Agency</b>	<b>Type of Tax/Debt</b>	<b>Amount of Bond/Tax</b>	<b>Purpose</b>	<b>Measure</b>	<b>% Yes</b>	<b>% No</b>	<b>Result</b>
June	Fresno/ Madera	Central Valley	West Hills Community College District (School Facilities Improvement District No. 1)	GO Bond	\$11,800,000	Community College Facilities	Q	66.8	33.2	Pass
February	Los Angeles	Los Angeles	Long Beach Community College District	GO Bond	\$440,000,000	Community College Facilities	E	73.8	26.2	Pass
June	Santa Barbara	Other	Santa Barbara Community College District	GO Bond	\$77,242,012	Community College Facilities	V	70.5	29.6	Pass
February	Riverside/ San Bernardino	San Diego/ Inland Empire	San Bernardino Community College District	GO Bond	\$500,000,000	Community College Facilities	M	66.1	33.9	Pass
February	Santa Barbara	Other	County of Santa Barbara	Special Tax	Parcel Tax: impose tax of \$35.15 per parcel on all real property parcels.	Emergency Medical Services	S2008	46.4	53.6	Fail
June	Tuolumne	Other	South County Ambulance Zone	Special Tax	Parcel Tax: levy an additional \$20 per year (from \$50 to \$70) for five years to keep ambulance services in the southern part of the county from being downgraded.	Emergency Medical Services	U	79.0	21.1	Pass
June	Alameda	Bay Area	City of Union City	Special Tax	Public Safety Services Tax: extend and enhance tax set to expire in twenty years, with adjusted tax rates and an annual adjustment cap of 3%.	Emergency Preparedness/ Fire Protection/Police/ Youth Violence Prevention Services	K	62.1	37.9	Fail
February	Marin	Bay Area	Muir Beach Community Services District	Special Tax	Parcel Tax: impose a yearly special tax for four years beginning fiscal year 2008-2009 and terminating in fiscal year 2012-2013 in the amount of \$200.00 per parcel.	Fire Protection	B	82.1	17.9	Pass

<b>2008 Primary</b>	<b>County</b>	<b>Region</b>	<b>Agency</b>	<b>Type of Tax/Debt</b>	<b>Amount of Bond/Tax</b>	<b>Purpose</b>	<b>Measure</b>	<b>% Yes</b>	<b>% No</b>	<b>Result</b>
June	Marin	Bay Area	City of Belvedere	Special Tax	Parcel Tax: continue adjusting the appropriation limit for fire protection and emergency medical services levy from 7/1/2008 through 6/30/2012. Current levy is \$548 for residential, \$625 for commercial structures, and \$110 per vacant parcel.	Fire Protection/ Emergency Services	C	86.5	13.5	Pass
February	San Mateo	Bay Area	San Mateo County Service Area #1	Special Tax	Parcel Tax: continuing levy of special tax for four years at a maximum rate of \$65 per parcel per year.	Fire Protection/ Police Services	I	76.4	23.7	Pass
February	Santa Barbara	Other	City of Lompoc	Special Tax	Sales Tax: increase current sales tax by 1/2%.	Fire Protection/ Police Services	T2008	55.5	44.6	Fail
June	Santa Cruz	Other	Ben Lomond Fire Protection District	GO Bond	\$10,000,000	Fire Station Facilities/ Firefighter Recruitment	S	39.8	60.2	Fail
June	Alameda	Bay Area	Alameda County	General Tax	Utility Users' Tax: approve ordinance to extend existing utility users' tax until 6/30/2021, at the rate of 6.5%.	General Government	F	65.8	34.2	Pass
February	Contra Costa	Bay Area	City of Richmond	General Tax	Utility User's Tax: reduce the rate of the City of Richmond's telecommunications users' tax from 10% to 9.5%.	General Government	B	74.0	26.0	Pass
June	Marin	Bay Area	Town of Ross	General Tax	Parcel/Municipal Services Tax: continue the present \$1,000 maximum annual levy from 7/1/2008 through 6/30/2012. The Council sets the actual rate each year after holding a public hearing. The rate set in 2007 was \$775.	General Government	D	64.1	35.9	Pass
June	San Mateo	Bay Area	City of Half Moon Bay	General Tax	Transient Occupancy Tax: raise tax rate from 10% to 12% of the room rate.	General Government	Q	67.3	32.7	Pass
June	Kern	Central Valley	City of McFarland	General Tax	Utility Users' Tax: adopt ordinance to establish utility users' tax.	General Government	E	24.5	75.5	Fail

<b>2008 Primary</b>	<b>County</b>	<b>Region</b>	<b>Agency</b>	<b>Type of Tax/Debt</b>	<b>Amount of Bond/Tax</b>	<b>Purpose</b>	<b>Measure</b>	<b>% Yes</b>	<b>% No</b>	<b>Result</b>
June	Tulare	Central Valley	City of Lindsay	General Tax	Transactions and Use Tax: authorize a sales tax of three-quarters of a cent (.75 percent) operative no sooner than 10/1/2008.	General Government	G	29.3	70.7	Fail
June	Yolo	Central Valley	City of Winters	General Tax	Utility Users' Tax: reduce the current tax rate on utility users from 5% to 4.75%.	General Government	T	68.9	31.1	Pass
February	Los Angeles	Los Angeles	City of Huntington Park	General Tax	Utility User's Tax: reduce the rate of communications user's tax from 7% to 6.5%.	General Government	B	78.3	21.7	Pass
February	Los Angeles	Los Angeles	City of Pasadena	General Tax	Utility User's Tax: continue existing 8.25% utility user's tax.	General Government	D	58.4	41.6	Pass
February	Los Angeles	Los Angeles	City of Los Angeles	General Tax	Utility User's Tax: reduce tax on communications users from 10% to 9%.	General Government	S	65.9	34.1	Pass
June	Los Angeles	Los Angeles	City of Covina	General Tax	Utility Users' Tax: extend for 10 years the existing 6% tax, with no rate increase.	General Government	C	65.1	34.9	Pass
June	Los Angeles	Los Angeles	City of South Gate	General Tax	Transaction and Use Tax: increase tax by one cent.	General Government	P	74.4	25.6	Pass
June	Los Angeles	Los Angeles	City of Torrance	General Tax	Utility Users' Tax: adopt an ordinance to ratify and update Torrance's existing telephone utility users' tax to continue general services provided that the present tax rate will not change.	General Government	T	56.2	43.8	Pass
February	Humboldt	Other	City of Arcata	General Tax	Utility User's Tax: continue to impose a 3% utility user's tax.	General Government	A	60.0	40.0	Pass
February	Monterey	Other	City of Seaside	General Tax	Transaction and Use Tax: increase by one cent for general city services.	General Government	R	58.2	41.8	Pass
June	Monterey	Other	City of Pacific Grove	General Tax	Transaction and Use Tax: increase tax by one cent.	General Government	U	65.5	34.5	Pass
June	San Benito	Other	City of San Juan Bautista	General Tax	Transactions and Use Tax: increase sales tax 1/2% to 8 1/2%.	General Government	U	50.2	49.8	Pass



<b>2008 Primary</b>	<b>County</b>	<b>Region</b>	<b>Agency</b>	<b>Type of Tax/Debt</b>	<b>Amount of Bond/Tax</b>	<b>Purpose</b>	<b>Measure</b>	<b>% Yes</b>	<b>% No</b>	<b>Result</b>
June	San Luis Obispo	Other	City of Pismo Beach	General Tax	Transaction and Use Tax: increase the City of Pismo Beach sales tax by one-half cent for a period of six and one half years.	General Government	C-08	55.8	44.2	Pass
February	San Bernardino	San Diego/ Inland Empire	City of San Bernardino	General Tax	Utility User's Tax: reduce tax from 7.83% to 7.75%	General Government	L	80.1	19.9	Pass
June	San Diego	San Diego/ Inland Empire	City of Encinitas	General Tax	Transient Occupancy Tax: a tax of 8% on short term rental units (for 30 days or less) effective 1/1/2009.	General Government	F	56.4	43.6	Pass
June	San Bernardino	San Diego/ Inland Empire	Bear Valley Community Hospital District	GO Bond	\$11,500,000	Hospital Facilities	Q	65.2	34.8	Fail
June	San Bernardino	San Diego/ Inland Empire	City of Needles	Special Tax	Transactions and Use Tax: increase sales tax by 0.5%, automatically expiring in 5 years.	Hospital Facilities	O	62.4	37.6	Fail
February	Alameda	Bay Area	Albany Unified School District	GO Bond	\$10,000,000	K-12 School Facilities	E	72.2	27.8	Pass
June	Alameda	Bay Area	Hayward Unified School District	GO Bond	\$205,000,000	K-12 School Facilities	I	72.2	27.8	Pass
June	Contra Costa	Bay Area	Antioch Unified School District School Facilities Improvement District I	GO Bond	\$61,600,000	K-12 School Facilities	C	62.5	37.5	Pass
June	Marin	Bay Area	Ross School District	GO Bond	\$6,750,000	K-12 School Facilities	A	75.6	24.4	Pass
February	San Mateo	Bay Area	Sequoia Union High School District	GO Bond	\$165,000,000	K-12 School Facilities	J	65.9	34.1	Pass

<b>2008 Primary</b>	<b>County</b>	<b>Region</b>	<b>Agency</b>	<b>Type of Tax/Debt</b>	<b>Amount of Bond/Tax</b>	<b>Purpose</b>	<b>Measure</b>	<b>% Yes</b>	<b>% No</b>	<b>Result</b>
February	San Mateo	Bay Area	San Mateo-Foster City School District	GO Bond	\$175,000,000	K-12 School Facilities	L	75.7	24.4	Pass
February	Santa Clara	Bay Area	East Side Union High School District	GO Bond	\$349,000,000	K-12 School Facilities	E	71.4	28.6	Pass
June	Santa Clara	Bay Area	Palo Alto Unified School District	GO Bond	\$378,000,000	K-12 School Facilities	A	77.6	22.4	Pass
June	Santa Clara	Bay Area	Fremont Union High School District	GO Bond	\$198,000,000	K-12 School Facilities	B	67.1	32.9	Pass
June	Santa Clara	Bay Area	Alum Rock Union Elementary School District	GO Bond	\$179,000,000	K-12 School Facilities	C	79.1	20.9	Pass
February	Sonoma	Bay Area	Geyserville Unified School District	GO Bond	\$3,250,000	K-12 School Facilities	A	69.0	31.0	Pass
February	Sonoma	Bay Area	Windsor Unified School District	GO Bond	\$50,000,000	K-12 School Facilities	B	62.8	37.2	Pass
February	Butte	Central Valley	Biggs Unified School District	GO Bond	\$4,275,000	K-12 School Facilities	A	48.9	51.2	Fail
June	El Dorado	Central Valley	Lake Tahoe Unified School District	GO Bond	\$87,000,000	K-12 School Facilities	A	51.5	48.5	Fail
February	Fresno	Central Valley	Caruthers Unified School District	GO Bond	\$11,300,000	K-12 School Facilities	A	46.3	53.7	Fail
February	Fresno	Central Valley	Caruthers Unified School Facilities Improvement District 1	GO Bond	\$2,800,000	K-12 School Facilities	B	45.4	54.7	Fail

<b>2008 Primary</b>	<b>County</b>	<b>Region</b>	<b>Agency</b>	<b>Type of Tax/Debt</b>	<b>Amount of Bond/Tax</b>	<b>Purpose</b>	<b>Measure</b>	<b>% Yes</b>	<b>% No</b>	<b>Result</b>
June	Fresno	Central Valley	Central Unified School District	GO Bond	\$152,000,000	K-12 School Facilities	E	54.8	45.2	Fail
June	Fresno	Central Valley	Kerman Unified School District	GO Bond	\$24,900,000	K-12 School Facilities	K	64.3	35.7	Pass
February	Glenn	Central Valley	Orland Joint Unified School District	GO Bond	\$21,900,000	K-12 School Facilities	K	56.4	43.6	Pass
June	Glenn	Central Valley	Willows Unified School District	GO Bond	\$20,700,000	K-12 School Facilities	L	49.3	50.7	Fail
February	Kern	Central Valley	Mojave Unified School District	GO Bond	\$24,000,000	K-12 School Facilities	A	62.5	37.5	Pass
February	Kern	Central Valley	Rio Bravo-Greeley Union	GO Bond	\$10,900,000	K-12 School Facilities	B	69.7	30.3	Pass
June	Kern	Central Valley	Wasco Union High School District	GO Bond	\$33,500,000	K-12 School Facilities	C	65.2	34.8	Pass
June	Kern	Central Valley	Kernville Union School District	GO Bond	\$6,000,000	K-12 School Facilities	D	58.1	41.9	Pass
February	Placer	Central Valley	Loomis Unified School District	GO Bond	\$17,700,000	K-12 School Facilities	G	52.6	47.4	Fail
February	Placer/ Sacramento	Central Valley	Dry Creek Joint School District	GO Bond	\$67,300,000	K-12 School Facilities	E	55.2	44.8	Pass
February	San Joaquin	Central Valley	Stockton Unified School District	GO Bond	\$464,500,000	K-12 School Facilities	Q	68.9	31.1	Pass
June	San Joaquin	Central Valley	Oak View Union School District	GO Bond	\$3,700,000	K-12 School Facilities	R	66.9	33.1	Pass

<b>2008 Primary</b>	<b>County</b>	<b>Region</b>	<b>Agency</b>	<b>Type of Tax/Debt</b>	<b>Amount of Bond/Tax</b>	<b>Purpose</b>	<b>Measure</b>	<b>% Yes</b>	<b>% No</b>	<b>Result</b>
June	Sutter	Central Valley	Sutter Union High School District	GO Bond	\$12,600,000	K-12 School Facilities	T	66.0	34.0	Pass
February	Tulare	Central Valley	Lindsay Unified School District	GO Bond	\$20,700,000	K-12 School Facilities	B	70.4	29.6	Pass
February	Tulare	Central Valley	Woodlake Union High School District	GO Bond	\$4,500,000	K-12 School Facilities	C	61.8	38.2	Pass
February	Tulare	Central Valley	Exeter Union Elementary School District	GO Bond	\$6,400,000	K-12 School Facilities	D	68.2	31.8	Pass
February	Tulare	Central Valley	Tipton Elementary School District	GO Bond	\$3,100,000	K-12 School Facilities	E	50.9	49.1	Fail
June	Tulare	Central Valley	Stone Corral Elementary School District	GO Bond	\$715,000	K-12 School Facilities	F	64.8	35.2	Pass
February	Los Angeles	Los Angeles	San Gabriel Unified School District	GO Bond	\$65,000,000	K-12 School Facilities	A	70.1	29.9	Pass
February	Los Angeles	Los Angeles	Redondo Beach Unified School District	GO Bond	\$145,000,000	K-12 School Facilities	C	65.9	34.1	Pass
February	Los Angeles	Los Angeles	Acton-Agua Dulce Unified School District	GO Bond	\$46,200,000	K-12 School Facilities	V	51.1	48.9	Fail
June	Los Angeles	Los Angeles	Hawthorne Elementary School District	GO Bond	\$20,000,000	K-12 School Facilities	H	61.9	38.1	Pass

<b>2008 Primary</b>	<b>County</b>	<b>Region</b>	<b>Agency</b>	<b>Type of Tax/Debt</b>	<b>Amount of Bond/Tax</b>	<b>Purpose</b>	<b>Measure</b>	<b>% Yes</b>	<b>% No</b>	<b>Result</b>
June	Los Angeles	Los Angeles	Los Nietos Elementary School District	GO Bond	\$31,140,000	K-12 School Facilities	M	71.7	28.3	Pass
February	Orange	Los Angeles	Placentia-Yorba Linda Unified School District	GO Bond	\$200,000,000	K-12 School Facilities	A	56.9	43.1	Pass
June	Orange <sup>2</sup>	Los Angeles	Santa Ana Unified School District	GO Bond	\$200,000,000	K-12 School Facilities	G	68.8	31.2	Pass
June	Ventura	Los Angeles	Mesa Union Elementary School District	GO Bond	\$4,000,000	K-12 School Facilities	A	61.2	38.8	Pass
June	Humboldt	Other	McKinleyville Union School District	GO Bond	\$14,000,000	K-12 School Facilities	C	55.4	44.6	Pass
June	Mendocino	Other	Fort Bragg Unified School District	GO Bond	\$16,000,000	K-12 School Facilities	C	69.2	30.8	Pass
June	Mendocino	Other	Leggett Valley School Facilities Improvement District 1	GO Bond	\$1,750,000	K-12 School Facilities	D	58.1	41.9	Pass
June	Monterey	Other	Salinas City Elementary School District	GO Bond	\$80,000,000	K-12 School Facilities	T	63.9	36.1	Pass
June	Monterey/ San Benito/ Santa Cruz	Other	Aromas-San Juan Unified School District	GO Bond	\$18,800,000	K-12 School Facilities	V	47.3	52.7	Fail

<b>2008 Primary</b>	<b>County</b>	<b>Region</b>	<b>Agency</b>	<b>Type of Tax/Debt</b>	<b>Amount of Bond/Tax</b>	<b>Purpose</b>	<b>Measure</b>	<b>% Yes</b>	<b>% No</b>	<b>Result</b>
June	Nevada/ Placer	Other	Tahoe-Truckee Unified School District (Facilities Improvement District 1)	GO Bond	\$93,530,000	K-12 School Facilities	L	52.2	47.8	Fail
February	Santa Barbara	Other	Cold Spring School District	GO Bond	\$8,500,000	K-12 School Facilities	R2008	50.2	49.9	Fail
February	Santa Clara/ Santa Cruz	Other	Loma Prieta Joint Union School District	Special Tax	Parcel Tax: continue existing parcel tax of \$150 per parcel for four years (7/1/2008 to 6/30/2012).	K-12 School Facilities	G	74.1	26.0	Pass
February	Santa Cruz	Other	San Lorenzo Valley Unified School District	GO Bond	\$18,900,000	K-12 School Facilities	O	60.3	39.7	Pass
June	Santa Cruz	Other	Scotts Valley Unified School District	GO Bond	\$55,000,000	K-12 School Facilities	Q	53.6	46.4	Fail
February	Imperial	San Diego/ Inland Empire	McCabe Union Elementary School District	GO Bond	\$7,000,000	K-12 School Facilities	A	60.2	39.8	Pass
June	Imperial	San Diego/ Inland Empire	McCabe Union Elementary School District	GO Bond	\$7,000,000	K-12 School Facilities	B	50.9	49.1	Fail
February	Riverside	San Diego/ Inland Empire	Menifee Union School District	GO Bond	\$31,460,000	K-12 School Facilities	B	56.7	43.3	Pass
February	Riverside	San Diego/ Inland Empire	Palm Springs Unified School District	GO Bond	\$516,000,000	K-12 School Facilities	E	62.2	37.8	Pass

<b>2008 Primary</b>	<b>County</b>	<b>Region</b>	<b>Agency</b>	<b>Type of Tax/Debt</b>	<b>Amount of Bond/Tax</b>	<b>Purpose</b>	<b>Measure</b>	<b>% Yes</b>	<b>% No</b>	<b>Result</b>
June	Riverside	San Diego/ Inland Empire	Val Verde Unified School District	GO Bond	\$43,440,000	K-12 School Facilities	J	69.1	30.9	Pass
February	San Bernardino	San Diego/ Inland Empire	Redlands Unified School District	GO Bond	\$65,500,000	K-12 School Facilities	J	66.4	33.6	Pass
February	San Bernardino	San Diego/ Inland Empire	Upland Unified	GO Bond	\$103,000,000	K-12 School Facilities	K	60.3	39.7	Pass
June	San Bernardino	San Diego/ Inland Empire	Needles Unified School District	GO Bond	\$10,900,000	K-12 School Facilities	N	59.4	40.6	Pass
February	San Diego	San Diego/ Inland Empire	Poway Unified School Facilities Improvement District 2007-1	GO Bond	\$179,000,000	K-12 School Facilities	C	63.9	36.1	Pass
February	San Diego	San Diego/ Inland Empire	El Cajon Valley Union School District	GO Bond	\$156,500,000	K-12 School Facilities	D	64.1	35.9	Pass
February	San Diego	San Diego/ Inland Empire	Rancho Santa Fe Elementary School District	GO Bond	\$34,000,000	K-12 School Facilities	E	70.9	29.1	Pass
June	San Diego	San Diego/ Inland Empire	Oceanside Unified School District	GO Bond	\$195,000,000	K-12 School Facilities	H	71.3	28.7	Pass
June	Alameda	Bay Area	Alameda Unified School District	Special Tax	Parcel Tax: levy a temporary, four-year emergency tax of \$120 per residential parcel and 15 cents per square foot for commercial/industrial parcels beginning 7/1/2008.	K-12 School Facilities/Programs	H	66.9	33.1	Pass

<b>2008 Primary</b>	<b>County</b>	<b>Region</b>	<b>Agency</b>	<b>Type of Tax/Debt</b>	<b>Amount of Bond/Tax</b>	<b>Purpose</b>	<b>Measure</b>	<b>% Yes</b>	<b>% No</b>	<b>Result</b>
June	Contra Costa	Bay Area	San Ramon Valley Unified School District	Special Tax	Parcel Tax: an annual tax of \$166 per taxable parcel for seven years, beginning 7/1/2008, with an annual inflation adjustment limited to \$8.	K-12 School Facilities/Programs	D	63.5	36.5	Fail
June	Marin	Bay Area	Nicasio School District	Special Tax	Parcel Tax: implement a parcel tax of \$375.00 per parcel, with a 4% annual cost of living adjustment for each year thereafter beginning 7/1/2008 for a period of eight years.	K-12 School Facilities/Programs	B	71.9	28.1	Pass
June	San Mateo	Bay Area	Pacifica School District	Special Tax	Parcel Tax: levy a parcel tax for a period of five years beginning 7/1/2008 and ending 6/30/2013. Tax shall not to exceed \$96 per year per parcel on all taxable parcels in the District.	K-12 School Facilities/Programs	N	66.7	33.3	Pass
June	Santa Clara	Bay Area	Mountain View-Whisman School District	Special Tax	Parcel Tax: increase and extend a parcel tax between \$127 and \$1,016, depending on square footage, on parcels located within the District. Tax to expire in eight years.	K-12 School Facilities/Programs	C	80.5	19.5	Pass
June	Sonoma	Bay Area	Healdsburg Unified School District	Special Tax	Parcel Tax: levy an annual tax of \$88 per taxable parcel for seven years only, beginning 7/1/2008.	K-12 School Facilities/Programs	H	62.6	37.4	Fail
June	Sonoma	Bay Area	Gravenstein Union School District	Special Tax	Parcel Tax: levy a special tax of \$45/year on each parcel of taxable real property in the District for no more than eight years, beginning 7/1/2009, after the expiration of the existing parcel tax.	K-12 School Facilities/Programs	I	63.7	36.3	Fail
June	El Dorado	Central Valley	El Dorado Union High School District	GO Bond	\$66,300,000	K-12 School Facilities/Programs	Q	56.1	43.9	Pass
June	Los Angeles	Los Angeles	Centinela Valley Union High School District	Special Tax	Parcel Tax: levy a parcel tax at \$.04 per square foot for nine years.	K-12 School Facilities/Programs	A	56.4	43.6	Fail
June	Los Angeles	Los Angeles	Hermosa Beach City Elementary School District	Special Tax	Parcel Tax: levy a parcel tax for \$257 per assessor parcel per year, not to exceed a 5% annual increase, for five years.	K-12 School Facilities/Programs	E	47.0	53.0	Fail



<b>2008 Primary</b>	<b>County</b>	<b>Region</b>	<b>Agency</b>	<b>Type of Tax/Debt</b>	<b>Amount of Bond/Tax</b>	<b>Purpose</b>	<b>Measure</b>	<b>% Yes</b>	<b>% No</b>	<b>Result</b>
June	Ventura	Los Angeles	Oak Park Unified School District	Special Tax	Parcel Tax: renew existing annual \$197 parcel tax for eight years beginning 7/1/2009 (current parcel tax expires 6/30/2009).	K-12 School Facilities/Programs	C	82.8	17.2	Pass
June	San Francisco	Bay Area	City of San Francisco	Special Tax	Parcel Tax: levy a parcel tax of \$198 per parcel of taxable property in the City beginning 7/1/2008 until 7/1/2028.	K-12 School Programs	A	69.0	31.0	Pass
February	San Mateo	Bay Area	Ravenswood City School District	Special Tax	Parcel Tax: annual parcel tax of \$98 for five years, beginning 7/1/2009.	K-12 School Programs	M	78.2	21.8	Pass
June	San Mateo	Bay Area	Millbrae School District	Special Tax	Parcel Tax: levy a parcel tax of \$78 per year per parcel for five years.	K-12 School Programs	P	66.3	33.7	Fail
June	Santa Clara	Bay Area	Los Gatos Union School District	Special Tax	Parcel Tax: renew expiring parcel tax of \$290 per year per parcel, for six years, without increase.	K-12 School Programs	E	84.0	16.0	Pass
February	Alameda	Bay Area	Oakland Unified School District	Special Tax	Parcel Tax: continue levy of \$195 per parcel beginning July 1, 2009.	K-12 School Programs/Facilities	G	79.4	20.6	Pass
February	Marin	Bay Area	Kentfield School District	Special Tax	Parcel Tax: continue existing assessments, at \$773.94 per year for parcels containing one single-family residence, and at rates specified in the sample ballot for all other parcels, and increase rates by 5% per year.	K-12 School Programs/Facilities	A	71.7	28.3	Pass
February	Merced	Central Valley	Los Banos Unified School District	GO Bond	\$44,000,000	K-12 School Programs/Facilities	K	65.3	34.7	Pass
February	Los Angeles	Los Angeles	Santa Monica-Malibu Unified School District	Special Tax	Parcel Tax: tax for each parcel of real property shall not exceed the minimum of \$346 per year adjusted annually for inflation by the Consumer Price Index.	K-12 School Programs/Facilities	R	73.0	27.0	Pass
February	Santa Cruz	Other	Santa Cruz City Elementary School District	Special Tax	Parcel Tax: continue expiring parcel tax for nine years at an annual rate of \$105 per parcel.	K-12 School Programs/Facilities	P	80.1	19.9	Pass

<b>2008 Primary</b>	<b>County</b>	<b>Region</b>	<b>Agency</b>	<b>Type of Tax/Debt</b>	<b>Amount of Bond/Tax</b>	<b>Purpose</b>	<b>Measure</b>	<b>% Yes</b>	<b>% No</b>	<b>Result</b>
June	Placer	Central Valley	Northstar Community Services District	Special Tax	Parcel Tax: levy a \$209.03 parcel tax, beginning 7/1/2009.	NCSF Fuels Management Program	K	61.3	38.7	Fail
February	Fresno	Central Valley	City of Reedley	Special Tax	Sales Tax: impose a 1/2 cent sales tax.	Paramedic/Emergency Medical Services	G	74.2	25.8	Pass
February	Fresno	Central Valley	City of Sanger	Special Tax	Sales Tax: impose a 3/4 cent sales tax.	Paramedic/Emergency Medical Services	S	71.4	28.6	Pass
June	Marin	Bay Area	Mesa Park District	Special Tax	Parcel Tax: \$45 per year per improved parcel, beginning with fiscal year 2008-2009 and continuing for a period of 4 years for the maintenance and operation of a public park.	Park	E	69.7	30.3	Pass
February	San Francisco	Bay Area	City and County of San Francisco	GO Bond	\$185,000,000	Park and Recreation Facilities	A	71.3	28.7	Pass
February	Placer	Central Valley	City of Rocklin	Special Tax	Parcel Tax: \$10-\$45 per parcel for 15 years.	Park and Recreation Facilities	J	59.2	40.8	Fail
June	Monterey	Other	Spreckels Memorial District	Special Tax	Parcel Tax: imposition special tax of not more than \$95 per parcel, per year, beginning fiscal year 2009-2010.	Park Facilities	S	71.7	28.3	Pass
June	San Mateo	Bay Area	County of San Mateo	Special Tax	Transactions and Use Tax: levy a 1/8 of a cent sales tax for a period of twenty-five years with an estimated date of commencement 10/1/2008. This would increase the current sales tax from 8 1/4% to 8 3/8%.	Parks and Open Space	O	60.5	39.5	Fail
June	Mono	Other	City of Mammoth Lakes	Special Tax	Transactions and Use Tax: increase sales tax by 1/2 cent.	Parks and Recreation	R	71.8	28.2	Pass
June	Contra Costa	Bay Area	City of Orinda	Special Tax	Parcel Tax: continue and adjust the existing tax from \$27 to \$39 per year per residential parcel or equivalent unit for the Orinda Library.	Public Library	E	74.1	25.9	Pass

<b>2008 Primary</b>	<b>County</b>	<b>Region</b>	<b>Agency</b>	<b>Type of Tax/Debt</b>	<b>Amount of Bond/Tax</b>	<b>Purpose</b>	<b>Measure</b>	<b>% Yes</b>	<b>% No</b>	<b>Result</b>
June	Santa Cruz	Other	Santa Cruz County Library	Special Tax	Transactions and Use Tax: extend 1/4 cent tax.	Public Library	R	73.1	27.0	Pass
June	Kern	Central Valley	Buttonwillow Recreation and Park District	GO Bond	\$4,870,000	Recreation Facilities	F	75.7	24.3	Pass
February	Contra Costa	Bay Area	City of El Cerrito	Special Tax	Transaction and Use Tax: impose a 1/2 cent sales tax used exclusively for street improvements.	Street Improvements	A	71.1	28.9	Pass
June	Lake	Other	Butler-Kings Community Services District	Special Tax	Parcel Tax: levy a parcel tax of \$45 per parcel.	Street Improvements	A	77.5	22.5	Pass
June	Stanislaus	Central Valley	Keyes Community Services District	Special Tax	Parcel Tax: levy a \$20 parcel tax for three years, followed by an increase to \$25 for each parcel after the initial three years.	Street Lighting	P	55.3	44.7	Fail


<sup>1</sup> Percentages in the “% Yes” and “% No” columns may not sum to 100% due to rounding.

<sup>2</sup> School GO bond measure required two-thirds voter approval.

Source: county election official internet sites supplemented by telephone inquiries. Information is accurate as of July 7, 2008.







**California Debt and Investment  
Advisory Commission**

**915 Capitol Mall, Room 400  
Sacramento, CA 95814**

**phone: (916) 653-3269**

**fax: (916) 654-7440**

**e-mail: [cdiac@treasurer.ca.gov](mailto:cdiac@treasurer.ca.gov)**

**[www.treasurer.ca.gov/cdiac](http://www.treasurer.ca.gov/cdiac)**