



CALIFORNIA HEALTH FACILITIES FINANCING AUTHORITY

HEALTHCARE EXPANSION

LOAN PROGRAM II

(HELP II Loan Program)

2015 ANNUAL REPORT

California Health Facilities Financing Authority

HELP II LOAN PROGRAM 2015 ANNUAL REPORT

| | <u>PAGE</u> |
|--|-------------|
| TAB A: Program Overview | |
| • Overview | 1 |
| • Marketing Plan..... | 3 |
| TAB B: HELP II Loan Program – portfolio details | |
| • Recent Activity | 5 |
| • Financial Summary | 7 |
| • Types of Projects and Facilities Financed | 8 |
| • Geographic Locations | 9 |
| • Borrower Listing | 10 |
| • Map of Financings | 16 |

CALIFORNIA HEALTH FACILITIES FINANCING AUTHORITY (“CHFFA”)

HELP II LOAN PROGRAM

OVERVIEW

The HELP II Loan Program (“the Program”) became operational in 1995, having superseded the HELP Program that began in 1988. The Program is designed to help small and rural health facilities obtain financing for capital needs through low cost loans.

Low interest loans are available for the purchase, construction/renovation of real property; purchase of equipment and furnishing; and refinancing of existing debt to those qualifying as a participating health facility. Other eligibility requirements include, but are not limited to evidence of fiscal soundness, ability to meet terms of the loan, and no more than \$30 million in annual gross revenues (district hospitals are exempt from this requirement).

To summarize the 2015 calendar year:

- 7 loans closed totaling \$3,562,700
- 17 loans paid in full
- 0 loan modifications
- 1 loan remains pending
- 4 loans were approved but did not fund

Loans approved but did not fund, were due to a number of reasons including failure to request funds before resolution expiration date, withdrawn request for funds due to complications of the sale of the real property, the gross revenue pledge requirement, and the prevailing wage requirement.

In addition, at the April 2015 meeting, in an effort to increase loan activity, several changes were presented to the Authority and the following were approved for a two-year period:

1. Loan term increase from 15 to 20 years for the financing of real property acquisition, construction or renovation.
2. Maximum loan amount increase from \$1,000,000 to \$1,500,000 to allow for the funding of larger projects.
3. Interest rate decreased from three percent to two percent for all loans except refinancing. Refinancing loans remain at three percent.

Once the Program changes were approved by the Authority, the first step to determine the marketing strategy was to reach out to its current Borrowers and to solicit input to determine if the Program meets the needs of the healthcare industry. The Program currently has

85 Borrowers with outstanding loans. CHFFA staff developed a questionnaire and contacted these Borrowers to solicit responses to this prescribed set of questions.

Of the 85 Borrowers, 38 provided responses. Generally, the feedback was positive. Some of the specific comments cited the need to increase the maximum loan amount to higher than \$1.5 million, increase the annual gross revenue eligibility to greater than \$30 million, the requirement to pay prevailing wage increased the cost of the project by 20-30%, the application is cumbersome, and the Program needs more exposure and lacked name recognition.

Additional comments, though not specific to the Program, cited issues with increases in the minimum wage, decrease in the number of clients due to the Affordable Care Act, increase in requirements and license fees from the Office of Statewide Health Planning and Development (“OSHPD”) and slow Medi-Cal reimbursements to health facilities.

Looking ahead, staff will continue to research possible Program changes to better meet the needs of the industry. Proposals being considered for presentation to the Authority in the future include:

- Allow for “interest only payments” for construction loans until construction is completed
- Accept review reports in lieu of audited financial reports when gross revenues are less than \$2 million
- Remove the five percent equity contribution requirement
- Allow short term loans (working capital)
- Raise the gross revenues cap from \$30 million to \$40 million per borrower
- Change the gross revenues cap from \$30 million per organization to \$30 million per facility
- Feasibility of an automated payment system for Borrowers
- Streamline/simplify the loan application

MARKETING

Since the approval of the Program changes, staff has been working on ideas and strategies to market the Program. The goal for 2016 is to increase the number of loans to 10 HELP II loans resulting in a 30% increase compared to 2015 which closed 7 HELP II loans. Staff plans to achieve this goal through outreach, direct mail, and social medial marketing tactics.

As stated, Program Exposure/Name Recognition has been identified as a significant barrier to increasing the numbers of HELP II loans. To this end, efforts have and will continue to be made to increase the exposure of the Program to potential Borrowers.

Efforts thus far have been:

- Identification of state departments and provider associations throughout the state whose memberships include facilities potentially eligible for HELP II loans.
- Meeting with representatives of the Department of Development Services, the Department of Aging, and the California Association of Adult Day Services, a provider association, to provide information about the Program and solicit feedback as to how the Program might fit the needs of their membership/clientele.
- Updated the Program's webpage to reflect the Authority's changes effective April 2015 and revised the Frequently Asked Questions.
- Created a one-page description of the Program highlighting the latest changes and emailed to all those who currently are on the Listserve to receive ongoing information about changes within CHFFA, which includes the HELP II Loan Program.

Moving forward in 2016, additional steps and strategies staff will pursue in the upcoming months include:

1. A survey monkey is planned for dissemination to existing Borrowers to better understand the capital needs, and goals to expand or make facility improvements.
2. Continue to mail out the Program one-page description to existing and past borrowers, related associations, other state agencies, and stakeholders.
3. Develop a PowerPoint presentation on the Program for use at meetings, conferences and informational seminars and to post on the Program's website.
4. Utilize OSHPD's facility list to custom sort a target list of small and rural non-profit health facility types to identify potential Borrowers.
5. Leverage the mental health grant program and compile a list of mental health non-profit service providers.

6. Revise the Program marketing brochure to reflect the recent Program changes made by the Authority.
7. Revise the HELP II Loan Application. Revisions may include:
 - Elimination of information that can be obtained from other sources. For example, the request for information on Seismic Upgrades from Acute Care Hospitals was eliminated as OSHPD requires the reporting of this information. If necessary, CHFFA staff can obtain specifics from OSHPD.
 - Ability to complete the Application on-line
 - Remove sections not applicable if purchasing equipment or real property.
8. Prepare an article on the Program for an upcoming issue of the Treasurer's Newsletter entitled "Intersections". This newsletter has wide-circulation in California.
9. Produce a video featuring a current Borrower on the Treasurer's website. The video would provide information about the Program and feature a HELP II Borrower discussing how the Program enabled the funds needed for upgrades and renovation of the facility.
10. Increase Program visibility by attending association conferences. The goal is to attend more conferences than in previous years; a minimum of two conferences per year.
11. Partner with California Alternative Energy & Advanced Transportation Financing Authority on energy audits.
12. Partner with California Pollution Control Financing Program on its CalCAP program to access potential Borrowers and lending institutions that may refer the Program to potential Borrowers.
13. Meetings with other Authorities at the Treasurer's Office, other state departments, counties and provider associations are being scheduled.

Some milestones staff hopes to accomplish on a monthly basis in 2016 are:

- Receive one or more new applications
- Meet with at least one association or other state agencies or other stakeholders
- Send marketing materials to at least 30 potential Borrowers and associations

CALIFORNIA HEALTH FACILITIES FINANCING AUTHORITY
HELP II LOAN PROGRAM
2015 Annual Report

Summary of Calendar Year 2015 Activity

LOANS PAID IN FULL = 17 loans

| Facility | Location (City, County) | | Loan Amount (\$) | Use of Loan Proceeds | Interest Rate | Final Payment | Status |
|---|----------------------------|-----------------|------------------|------------------------|---------------|---------------|-------------|
| | | | | | | | |
| 1 National Health Services, Inc. -2 | Tehachapi | Kern | 300,000 | Refinance | 3% | 1/26/2015 | pre-payment |
| 2 Sequoia Community Health Foundation -1 | Fresno | Fresno | 400,000 | Real Property | 3% | 2/2/2015 | pre-payment |
| 3 Sequoia Community Health Foundation -2 | Fresno | Fresno | 430,000 | Construction | 3% | 2/2/2015 | pre-payment |
| 4 Aldersly | San Rafael | Marin | 400,000 | Refinance | 3% | 2/24/2015 | pre-payment |
| 5 Shasta Community Health Center -2 | Shasta Lake | Shasta | 371,000 | Equipment | 3% | 3/9/2015 | matured |
| 6 Escuela del Rio - 2 | Atascadero | San Luis Obispo | 213,500 | Refinance Renovate | 3% | 5/7/2015 | matured |
| 7 Urban Indian Health Board | Oakland | Alameda | 400,000 | Renovate | 3% | 5/7/2015 | pre-payment |
| 8 Aldea, Inc. -2 | Napa | Napa | 236,000 | Refinance | 3% | 5/26/2015 | pre-payment |
| 9 Contra Costa Association for Retarded Citizens, Inc. -1 | Martinez | Contra Costa | 400,000 | Real Property Renovate | 3% | 6/3/2015 | matured |
| 10 West County Health Centers, Inc. | Guerneville | Sonoma | 212,000 | Real Property | 3% | 7/2/2015 | matured |
| 11 Creative Alternative-Living-3 | Atascadero | San Luis Obispo | 214,000 | Real Property | 3% | 7/9/2015 | matured |
| 12 Victor Treatment Centers, Inc. -1 | Rialto | San Bernardino | 237,500 | Real Property | 3% | 7/20/2015 | pre-payment |
| 13 Venice Family Clinic | Venice | Los Angeles | 750,000 | Equipment | 3% | 8/3/2015 | matured |
| 14 Tikvah-Etta Israel-1 | North Hollywood | Los Angeles | 375,000 | Real Property | 3% | 8/21/2015 | pre-payment |
| 15 Odd Fellow-Rebekah Children's Home of California | Gilroy | Santa Clara | 425,000 | Equipment | 3% | 8/31/2015 | matured |
| 16 Neighborhood Healthcare-1 | El Cajon | San Diego | 400,000 | Refinance | 3% | 11/2/2015 | pre-payment |
| 17 Transitions-Mental Health -1 | San Luis Obispo | San Luis Obispo | 400,000 | Real Property | 3% | 11/2/2015 | matured |

Total Paid in Full: \$ 6,164,000

LOANS CLOSED = 7 Loans

| Facility | Location (City, County) | | Loan Amount (\$) | Use of Loan Proceeds | Interest Rate | Loan Closed |
|---|----------------------------|-----------------|------------------|----------------------|---------------|-------------|
| | | | | | | |
| 1 Seneca Health Care District -2 | Chester | Plumas | 400,000 | Refinance Equipment | 3% | 1/27/2015 |
| 2 Creative Alternative for Learning & Living-4 | Atascadero | San Luis Obispo | 220,000 | Refinance | 3% | 1/29/2015 |
| 3 OPARC -2 | Montclair / Upland | San Bernardino | 822,700 | Refinance | 3% | 4/24/2015 |
| 4 Foothill Health Center -2 | San Jose | Santa Clara | 550,000 | Equipment | 3% | 4/28/2015 |
| 5 Mentally/Educationally Retarded Citizens, Inc., (M.E.R.C.I.) -2 | Monterey Park | Los Angeles | 900,000 | Construction | 2% | 7/30/2015 |
| 6 Kids & Families Together -1 | Ventura | Ventura | 440,000 | Refinance | 3% | 9/29/2015 |
| 7 Lomi School Foundation -2 | Santa Rosa | Sonoma | 230,000 | Refinance | 3% | 9/30/2015 |

Total Loans Closed: \$ 3,562,700

LOANS NO LONGER PENDING = 4 loans

| Facility | Location (City, County) | | Loan Amount (\$) | Use of Loan Proceeds | Interest Rate | Resolution Approved | Status |
|---|----------------------------|---------------|------------------|----------------------|---------------|---------------------|--------------------|
| | | | | | | | |
| 1 Life Steps Foundation, Inc. | Santa Maria | Santa Barbara | 1,000,000 | Construction | 3% | 1/29/2015 | Request Withdrawn* |
| 2 Mountain Communities Health Care Districtdba Trinity Hospital | Weaverville | Trinity | 1,000,000 | Refinance | 3% | 4/30/2015 | Request Withdrawn* |
| 3 Kids & Families Together -2 | Ventura | Ventura | 75,000 | Renovations | 2% | 5/28/2015 | Reso Expired |
| 4 Bi-Bett Corporation | Oakland | Alameda | 693,545 | Real Property | 2% | 7/30/2015 | Request Withdrawn* |

* Reason for withdraw - #1 = Lifesteps:did not like prevailing wage requirement
#2 = MCHCD, Trinity Hosp: did not like gross revenue pledge and other conditions
#4 = Bi-Bett: request was withdrawn due to complications of the sale of the property

Total Loans No Longer Pending: \$ 2,768,545

LOANS CURRENTLY PENDING = 1 loan

| Facility | Location (City, County) | | Loan Amount (\$) | Use of Loan Proceeds | Interest Rate | Resolution Approved | Est. Closing |
|-----------------------------|----------------------------|--------|------------------|----------------------|---------------|---------------------|--------------|
| | | | | | | | |
| 1 Lomi School Foundation -3 | Santa Rosa | Sonoma | 100,000 | Renovation | 2% | 7/30/2015 | Jan-16 ** |

** As of 3/24/2016 - Loan closed on January 29, 2016.

Total Loans Currently Pending: \$ 100,000

CALIFORNIA HEALTH FACILITIES FINANCING AUTHORITY
HELP II LOAN PROGRAM
2015 Annual Report

Summary of Calendar Year 2015 Activity

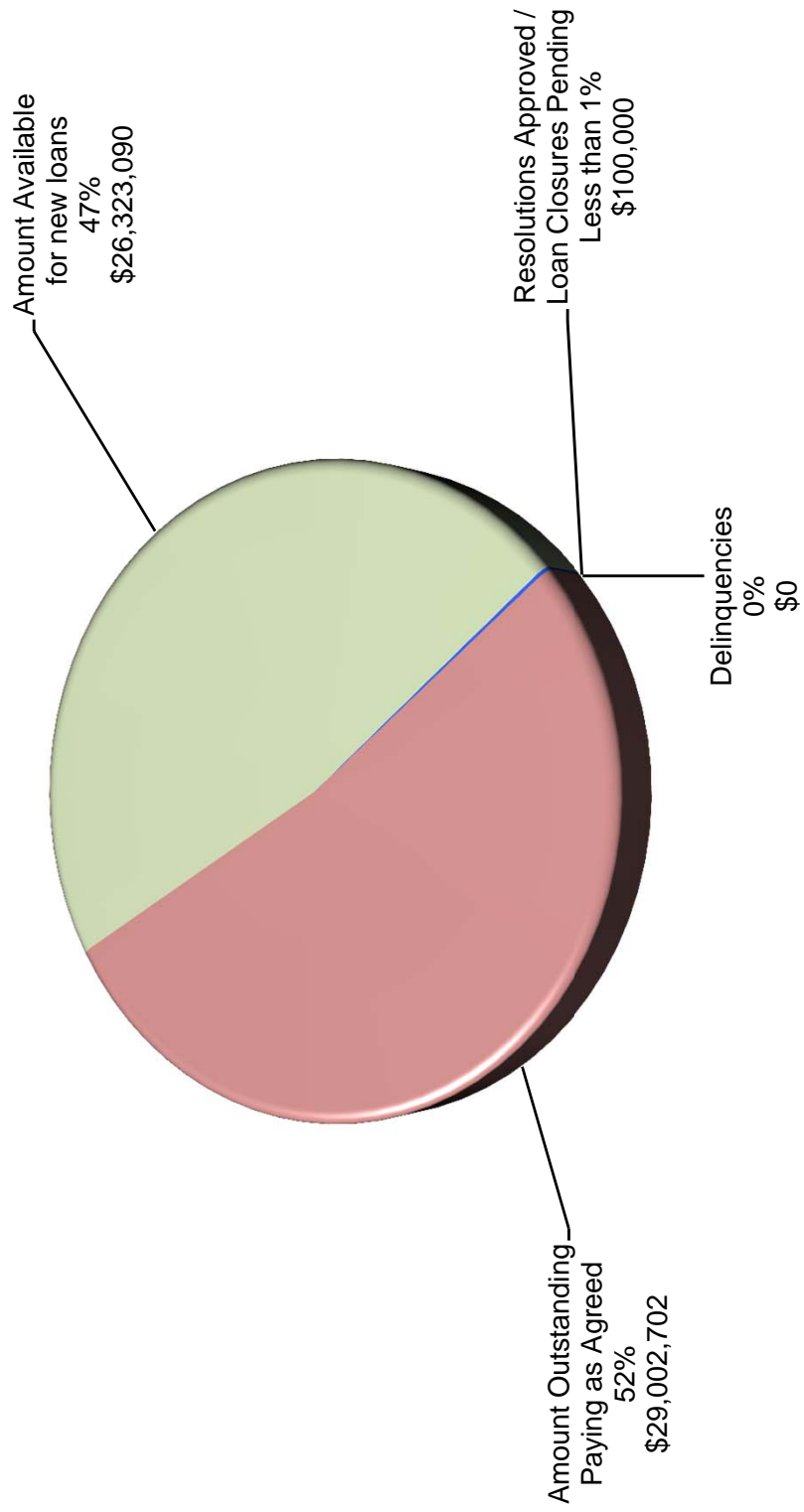
POTENTIAL LOANS IN 2016

| Facility | Location (City, County) | | Proposed Loan Amount (\$) | Proposed Use of Loan Proceeds | Proposed Interest Rate | Prior HELP II Borrower |
|--|----------------------------|---------------|---------------------------------|-------------------------------------|------------------------------|------------------------------|
| | | | | | | |
| 1 Age Well Senior Services | Laguna Woods | Orange | 800,000 | Refinance | 3% | No |
| 2 Chamberlain's Children Center | Hollister | San Benito | TBD | Real Property Construction | 2% | Yes, Existing |
| 3 Didi Hirsch Mental Health Services | Culver City | Los Angeles | 5,000,000 | Real Property Construction | 2% | Yes, Existing |
| 4 Dientes CommunityDental | Santa Cruz | Santa Cruz | TBD | Real Property | 2% | Yes, Existing |
| 5 Hart Community Homes | Fullerton | Orange | 1,100,000 | Real Property | 2% | Yes, Existing |
| Hart Community Homes | Fullerton | Orange | 400,000 | Refinance | 3% | Yes, Existing |
| 6 HOPE Homes [Home Ownership for Personal Empowerment] | Torrance | Los Angeles | 1,500,000 | Real Property | 2% | No |
| 7 Interim, Inc. | Monterey | Monterey | 1,500,000 | Construction | 2% | Yes, Existing |
| 8 La Maestra Community Health Centers | San Diego | San Diego | 800,000 | Refinance | 3% | Yes, Existing |
| La Maestra Community Health Centers | San Diego | San Diego | 600,000 | Equipment | 2% | Yes, Existing |
| 9 Marin City Health & Wellness Center | Sausalito | Marin | 1,500,000 | Real Property | 2% | No |
| 10 Mountain Valleys Health Centers Community Clinic | Bieber | Lassen | 500,000 | Real Property Construction | 2% | No |
| 11 Progress House | Placerville | El Dorado | 300,000 | Real Property | 2% | Yes, Existing |
| 12 Providence Speech and Hearing Center | Orange | Orange | 1,500,000 | Refinance | 3% | No |
| 13 Samaritan House | San Mateo | San Mateo | TBD | Equipment Construction | 2% | Yes, Existing |
| 14 Santa Barbara Neighborhood Clinics | Santa Barbara | Santa Barbara | TBD | Real Property Construction | 2% | Yes, Existing |
| 15 Santa Cruz Community Health Centers | Santa Cruz | Santa Cruz | TBD | Real Property Construction | 2% | Yes, Existing |
| 16 Sierra View Homes | Reedley | Fresno | TBD | Equipment Construction | 2% | Yes, Existing |
| 17 Wellspace Health | Sacramento | Sacramento | TBD | TBD | | Yes, Existing |
| 18 Women's Health Specialists | Sacramento | Sacramento | 100,000 | Equipment | 2% | Yes, Existing |

Total - Proposed Loan Amounts (Where Known): \$ 15,600,000

California Health Facilities Financing Authority
HELP II LOAN PROGRAM
 As of December 31, 2015

FINANCIAL SUMMARY

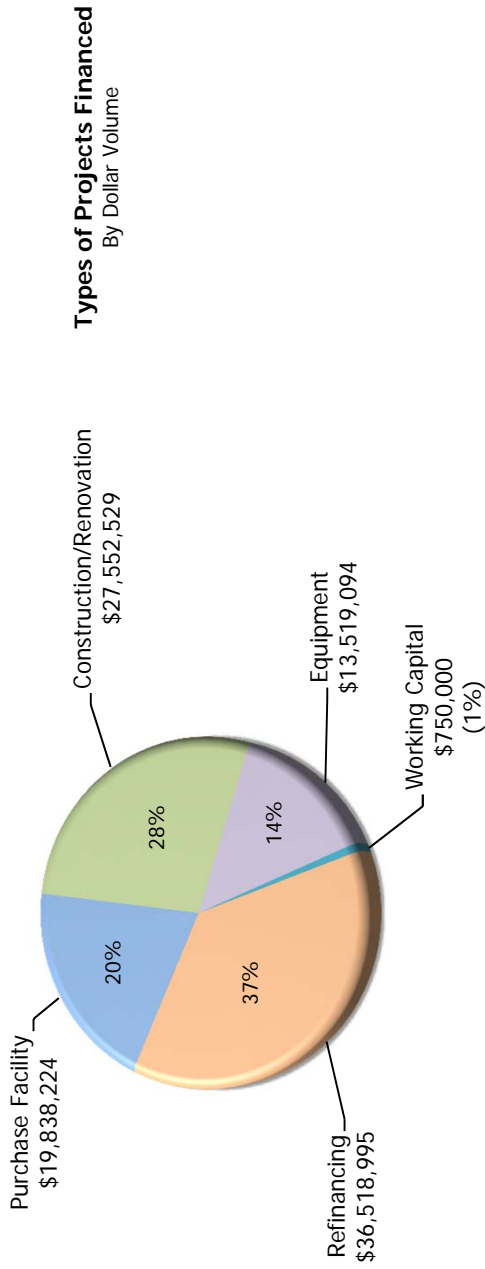


May 1, 1995 to December 31, 2015
Total Financings = \$98,178,842
 (252 loans made to 170 facilities)

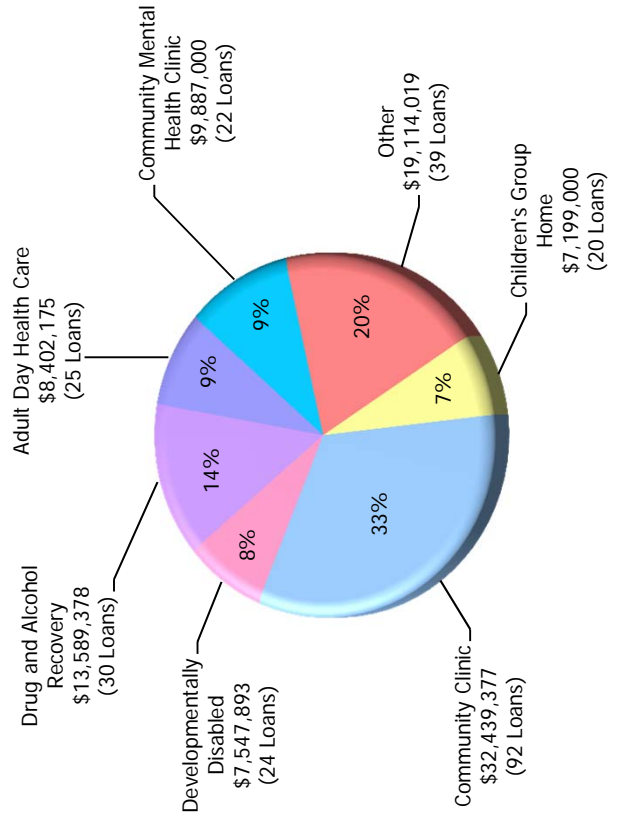
**California Health Facilities Financing Authority
HELP II LOAN PROGRAM**

As of December 31, 2015

Total Loans Funded -- \$ 98,178,842



**Types of Facilities Financed
(252 Loans*)**
[% By Dollar Volume]

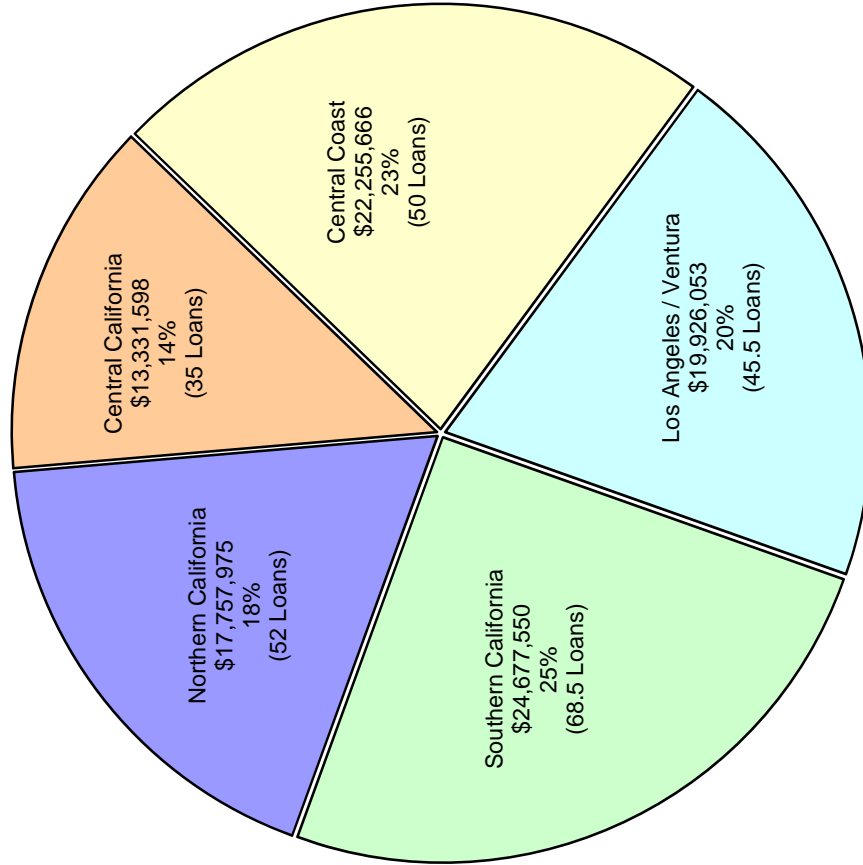


Other:
 Acute Care Hospital & Skilled Nursing Facility - \$454,000
 Acute Care Hospital (8) - \$2,945,788
 Acute Psychiatric Hospital (2) - \$776,000
 Adult Day Care Center - \$1,244,000
 Adult Residential - \$650,000
 Adult Transitional Program - \$1,268,000
 Chronic Dialysis Clinic - \$300,000
 Community Care (2) - \$1,400,000
 Community Clinic/Adult Day Health Ctr - \$400,000
 Community Mental Health/Work Activity Prog. - \$750,000
 Community Work Activity Program (3) - \$1,323,000
 Group Home (3) - \$906,352
 Group Home/Foster Family Agency (2) - \$1,844,753
 Health Care District (5) - \$2,896,500
 Helicopter Medical Evacuation Firm - \$30,626
 Native American Health Clinic - \$400,000
 Retirement Center (2) - \$800,000
 Skilled Nursing Facility - \$725,000

* For a complete listing of all loans, see pages 10 - 15.

California Health Facilities Financing Authority
HELP II LOAN PROGRAM
 As of December 31, 2015

HELP II Loans by Geographic Locations
 Total Loans Funded -- \$98,178,842



Northern:

The counties of Butte, El Dorado, Humboldt, Lassen, Mendocino, Modoc, Nevada, Placer, Plumas, Shasta, Sutter, Trinity, and Yuba.

* **No loans** - Colusa, Del Norte, Glenn, Lake, Sierra, Siskiyou, and Tehama

Central:

The counties of Amador, Calaveras, Fresno, Kings, Madera, Merced, Sacramento, San Joaquin, Stanislaus, Tulare, and Yolo.

* **No loans** - Alpine, Inyo, Mariposa, Mono and Tuolumne

Central Coast:

The counties of Alameda, Contra Costa, Marin, Monterey, Napa, San Benito, San Francisco, San Mateo, Santa Clara, Santa Cruz, Solano, and Sonoma.

Los Angeles/Ventura:

The counties of Los Angeles and Ventura.

Southern California:

The counties of Kern, Orange, Riverside, San Bernardino, San Diego, San Luis Obispo, and Santa Barbara.

* **No loans** - Imperial

CALIFORNIA HEALTH FACILITIES FINANCING AUTHORITY
HELP II LOAN PROGRAM (December 31, 2015)

LOANS COMPLETED = 252 loans

| | Facility | Location (City, County) | | Loan Amount (\$) | Loan Closed | Outstanding Principal (\$) |
|----|--|----------------------------|-----------------|---------------------|----------------|-------------------------------|
| | | | | | | |
| 1 | A Broader Living Experience | San Rafael | Marin | 235,435 | 2/6/1996 | |
| 2 | Acacia Adult Day Services -1 | Garden Grove | Orange | 300,000 | 6/27/1997 | |
| 3 | Acacia Adult Day Services -2 | Cypress | Orange | 400,000 | 1/30/2003 | |
| 4 | Adult Day Health Care of Mad River | Arcata | Humboldt | 300,000 | 3/29/2000 | |
| 5 | Advent Group Ministries, Inc. | Morgan Hill | Santa Clara | 400,000 | 1/27/2005 | 132,112 |
| 6 | Aldea, Inc. -1 | Napa | Napa | 255,000 | 3/7/2000 | |
| 7 | Aldea, Inc. -2 | Napa | Napa | 236,000 | 11/7/2007 | |
| 8 | Aldea, Inc. -3 | Vallejo | Solano | 339,000 | 11/7/2007 | |
| 9 | Aldea, Inc. -4 | Napa | Napa | 780,000 | 4/28/2014 | 713,216 |
| 10 | Aldersly | San Rafael | Marin | 400,000 | 7/20/2004 | |
| 11 | Alta Family Health Clinic, Inc. | Dinuba | Tulare | 237,500 | 9/30/2002 | |
| 12 | Alzheimer's Services of the East Bay, Inc. -3 | Berkeley | Alameda | 470,850 | 10/7/1998 | |
| 13 | Alzheimer's Services of the East Bay, Inc. -4 | Berkeley | Alameda | 370,000 | 4/30/2008 | 75,213 |
| 14 | Anderson Valley Health | Boonville | Mendocino | 300,000 | 1/11/1996 | |
| 15 | Anka Behavioral Health, Inc. | Manteca | San Joaquin | 750,000 | 6/30/2008 | 423,890 |
| 16 | ARC of Amador & Calaveras (The) -1 | Sutter Creek | Amador | 188,000 | 4/30/1999 | |
| 17 | ARC of Amador & Calaveras (The) -2 | San Andreas | Calaveras | 110,000 | 6/26/2002 | |
| 18 | ARC of Amador & Calaveras (The) -3 | Sutter Creek | Amador | 150,000 | 2/7/2003 | |
| 19 | ARC of Amador & Calaveras (The) -4 | Sutter Creek | Amador | 255,000 | 3/22/2006 | |
| 20 | Asian-American Drug Abuse Program, Inc. -1 | Los Angeles | Los Angeles | 340,000 | 5/16/2003 | 69,954 |
| 21 | Asian-American Drug Abuse Program, Inc. -2 | Los Angeles | Los Angeles | 461,700 | 7/6/2007 | 233,528 |
| 22 | Asian Pacific Health Care Venture, Inc. -1 | Los Angeles | Los Angeles | 450,000 | 6/3/1999 | |
| 23 | Asian Pacific Health Care Venture, Inc. -2 | Los Angeles | Los Angeles | 650,000 | 6/3/2009 | 403,697 |
| 24 | Atascadero Committee for Education (Now known as Escuela del Rio - 1) | Atascadero | San Luis Obispo | 131,000 | 5/12/1995 | |
| 25 | Beverly Community Hospital Association | Montebello | Los Angeles | 80,550 | 2/1/2001 | |
| 26 | Bi-Bett | Vallejo | Solano | 400,000 | 6/21/2004 | 114,774 |
| 27 | Bloss Memorial Healthcare District | Atwater | Merced | 427,500 | 7/31/2008 | |
| 28 | Buckelew Programs | Kentfield | Marin | 650,000 | 3/19/2010 | 438,019 |
| 29 | California Family Life Center -1 | Valley Center | San Diego | 320,000 | 4/13/2009 | 197,030 |
| 30 | California Family Life Center -2 | Valley Center | San Diego | 346,700 | 8/26/2011 | 263,724 |
| 31 | California Family Life Center -3 | Hemet | Riverside | 213,750 | 8/27/2014 | 199,374 |
| 32 | California Shock Trauma Air Rescue | Hayward | Alameda | 30,626 | 7/31/1996 | |
| 33 | Canyon Acres Children and Family Services [merged with Seneca Family of Agencies] | Anaheim Hills | Orange | 400,000 | 4/2/2004 | 107,516 |
| 34 | Casa Pacifica Centers for Children and Families -2 | Camarillo | Ventura | 515,000 | 12/30/2008 | |
| 35 | Center for Recovery from Compulsivities, Inc. (The) | Whittier | Los Angeles | 522,500 | 9/28/2011 | 402,659 |
| 36 | Central City Community Health Center | Los Angeles | Los Angeles | 722,000 | 5/19/2008 | 387,239 |
| 37 | Central Coast Neurobehavior -1 | San Luis Obispo | San Luis Obispo | 295,000 | 2/26/1996 | |
| 38 | Central Coast Neurobehavior -2 | San Luis Obispo | San Luis Obispo | 75,900 | 5/9/2001 | |
| 39 | Central Coast Neurobehavior -3 | Atascadero | San Luis Obispo | 189,000 | 11/30/2001 | |
| 40 | Chamberlain's Children Center, Inc. | Hollister | San Benito | 400,000 | 7/18/2008 | 226,774 |
| 41 | Chamberlain's Day Center, Inc. | Gilroy | Santa Clara | 480,000 | 7/14/1998 | |
| 42 | Chapa-De Indian Health Program | Grass Valley | Nevada | 750,000 | 7/31/2008 | |
| 43 | Chico Feminist Women's Health Center -1 | Chico | Butte | 213,750 | 2/8/2007 | |
| 44 | Chico Feminist Women's Health Center -2 | Chico | Butte | 200,000 | 9/5/2007 | |
| 45 | Chico Feminist Women's Health Center -3 | Sacramento | Sacramento | 300,000 | 10/31/2013 | 180,437 |

CALIFORNIA HEALTH FACILITIES FINANCING AUTHORITY
HELP II LOAN PROGRAM (December 31, 2015)

LOANS CLOSED (Continued)

| | Facility | Location (City, County) | | Loan Amount (\$) | Loan Closed | Outstanding Principal (\$) |
|----|---|----------------------------|------------------------------|---------------------|----------------|-------------------------------|
| 46 | Children's Clinic (The) | Long Beach | Los Angeles | 400,000 | 11/16/2001 | |
| 47 | Children's Treatment Center | Lemon Grove | San Diego | 400,000 | 7/15/2002 | |
| 48 | CLARE Foundation, Inc. | Los Angeles | Los Angeles | 825,000 | 10/2/2013 | |
| 49 | Coalition for Elders' Independence | Oakland | Alameda | 400,000 | 2/26/2004 | |
| 50 | Community Action Partnership of San Luis Obispo County | Arroyo Grande | San Luis Obispo | 376,000 | 9/29/2009 | 241,524 |
| 51 | Community Care For Adults - 2 | Oceanside | San Diego | 125,000 | 6/30/1997 | |
| 52 | Community Health Systems, Inc. | Bloomington | San Bernardino | 215,000 | 6/30/1999 | |
| 53 | Community Hospital of Long Beach | Long Beach | Los Angeles | 400,000 | 7/24/2003 | |
| 54 | Community Research Foundation, Inc. | San Diego | San Diego | 400,000 | 1/7/2005 | |
| 55 | Consolidated Tribal Health Project, Inc. -1 | Ukiah | Mendocino | 300,000 | 10/22/1997 | |
| 56 | Consolidated Tribal Health Project, Inc. -2 | Redwood Valley | Mendocino | 215,000 | 3/11/2003 | |
| 57 | Contra Costa Association for Retarded Citizens, Inc. -1 | Martinez | Contra Costa | 400,000 | 6/15/2000 | |
| 58 | Contra Costa Association for Retarded Citizens, Inc. -2 | Concord/Richmond | Contra Costa | 523,000 | 2/29/2008 | 284,982 |
| 59 | Creative Alternative-Living-1 | Atascadero | San Luis Obispo | 180,500 | 12/29/1995 | |
| 60 | Creative Alternative-Living-2 | Atascadero | San Luis Obispo | 119,500 | 5/8/1996 | |
| 61 | Creative Alternative-Living-3 | Atascadero | San Luis Obispo | 214,000 | 7/20/2000 | |
| 62 | Creative Alternative-Living-4 | Atascadero | San Luis Obispo | 220,000 | 1/29/2015 | 210,197 |
| 63 | Crisis Support Services of Alameda County | Berkeley | Alameda | 400,000 | 4/15/2003 | 77,179 |
| 64 | Darin M. Camarena Health Centers., Inc. | Madera | Madera | 70,810 | 7/31/1996 | |
| 65 | Del Norte Clinics, Inc. -1 | Yuba City | Sutter | 376,000 | 5/23/2003 | |
| 66 | Del Norte Clinics, Inc. -2 | Olivehurst | Yuba | 985,961 | 9/10/2007 | 494,307 |
| 67 | Desert Haven Enterprises -1 | Lancaster | Los Angeles | 400,000 | 5/28/2003 | 82,110 |
| 68 | Desert Haven Enterprises -2 | Lancaster | Los Angeles | 665,000 | 11/30/2012 | 541,168 |
| 69 | Didi Hirsch Psychiatric Service -1 | Los Angeles | Los Angeles | 400,000 | 6/27/2003 | 82,298 |
| 70 | Didi Hirsch Psychiatric Service -2 | Pacoima | Los Angeles | 845,000 | 10/10/2013 | 747,818 |
| 71 | Dientes! Community Dental Clinic | Santa Cruz | Santa Cruz | 400,000 | 6/23/2004 | 112,485 |
| 72 | Drug Abuse Alternatives Center | Santa Rosa | Sonoma | 500,000 | 12/15/1997 | |
| 73 | East Bay Agency for Children | Oakland | Alameda | 400,000 | 4/15/2003 | 77,179 |
| 74 | East L.A.-Citizens Assoc | Los Angeles | Los Angeles | 147,250 | 12/12/1996 | |
| 75 | East Valley Community Health Center, Inc. | West Covina | Los Angeles | 750,000 | 11/30/2009 | 493,630 |
| 76 | Eastern Plumas Health Care District | Portola | Plumas | 380,000 | 3/2/2009 | |
| 77 | Eastfield Ming Quong, Inc. | San Jose | Santa Clara | 844,753 | 8/31/2007 | |
| 78 | Effort, Inc. (The) [now known as WellSpace Health] | Sacramento | Sacramento | 447,360 | 2/14/2008 | 241,286 |
| 79 | Eggleston Youth Centers, Inc. | Ontario/Baldwin Park | San Bernardino / Los Angeles | 1,000,000 | 10/7/2013 | 886,486 |
| 80 | El Proyecto Del Barrio | Canoga Park | Los Angeles | 360,092 | 6/30/1999 | |
| 81 | Elizabeth Center for Cancer Detection (The) | Los Angeles | Los Angeles | 40,000 | 7/27/2006 | |
| 82 | Escuela del Rio - 2 | Atascadero | San Luis Obispo | 213,500 | 5/12/2000 | |
| 83 | Escuela del Rio - 3 | Atascadero | San Luis Obispo | 124,058 | 6/29/2004 | 35,407 |
| 84 | Escuela del Rio - 4 | Atascadero | San Luis Obispo | 400,000 | 7/10/2009 | 250,204 |
| 85 | Family HealthCare Network -1 | Porterville | Tulare | 300,000 | 9/4/1997 | |
| 86 | Family HealthCare Network -2 | Porterville | Tulare | 750,000 | 2/26/2009 | |
| 87 | Family Solutions, Inc. - 1 | Santa Ana | Orange | 256,500 | 5/29/1998 | |
| 88 | Family Solutions, Inc. - 2 | La Habra | Orange | 234,650 | 8/25/1998 | |
| 89 | Fellowship Homes (dba Casa de Modesto) | Modesto | Stanislaus | 400,000 | 10/1/2002 | |
| 90 | Foothill Health Center -1 | San Jose | Santa Clara | 570,000 | 3/27/2013 | 310,973 |
| 91 | Foothill Health Center -2 | San Jose | Santa Clara | 550,000 | 4/28/2015 | 489,997 |

CALIFORNIA HEALTH FACILITIES FINANCING AUTHORITY
HELP II LOAN PROGRAM (December 31, 2015)

LOANS CLOSED (Continued)

| | Facility | Location (City, County) | | Loan Amount (\$) | Loan Closed | Outstanding Principal (\$) |
|-----|--|----------------------------|---------------|---------------------|----------------|-------------------------------|
| 92 | Fred Finch Youth Center | Oakland | Alameda | 500,000 | 9/30/1998 | |
| 93 | Fresno Dialysis Clinic | Fresno | Fresno | 300,000 | 4/20/2000 | |
| 94 | Futures Explored -1 | Livermore | Alameda | 403,000 | 12/28/2007 | 400,349 |
| 95 | Futures Explored -2 | Livermore | Alameda | 347,000 | 12/28/2007 | |
| 96 | Gardner Health Center | San Jose | Santa Clara | 300,000 | 5/20/1997 | |
| 97 | Gateways Hospital and Mental Health Center -1 | Los Angeles | Los Angeles | 150,000 | 2/13/2004 | |
| 98 | Gateways Hospital and Mental Health Center -2 | Los Angeles | Los Angeles | 626,000 | 11/20/2012 | 521,906 |
| 99 | Golden Valley Health Centers | Los Banos | Merced | 400,000 | 6/28/2002 | 45,919 |
| 100 | Hanna's House | Orange | Orange | 309,000 | 10/5/2000 | |
| 101 | Hart Community Homes, Inc. | Orange | Orange | 332,400 | 2/7/2002 | 12,085 |
| 102 | Health For All, Inc. | Sacramento | Sacramento | 158,000 | 4/1/1997 | |
| 103 | Henry Ohlhoff House | Novato | Marin | 400,000 | 7/15/2004 | |
| 104 | Hill Country Community Clinic - 2 | Round Mountain | Shasta | 250,000 | 5/3/2002 | |
| 105 | Horizon Services, Inc. | Hayward | Alameda | 925,000 | 8/31/2007 | 396,846 |
| 106 | Humboldt Senior Resource Center, Inc. -1 | Fortuna | Humboldt | 265,000 | 3/12/1999 | |
| 107 | Humboldt Senior Resource Center, Inc. -2 | Eureka | Humboldt | 750,000 | 7/27/2007 | 377,485 |
| 108 | Huntington Beach Community Clinic | Huntington Beach | Orange | 357,100 | 1/31/2002 | |
| 109 | Imperial Beach Community Clinic | Imperial Beach | San Diego | 300,000 | 1/4/2002 | |
| 110 | Innovative Health Care Services | Chico | Butte | 400,000 | 6/30/2004 | 163,895 |
| 111 | Instituto Familiar de la Raza, Inc. - 1 | San Francisco | San Francisco | 300,000 | 5/23/1997 | |
| 112 | Instituto Familiar de la Raza, Inc. - 2 | San Francisco | San Francisco | 200,000 | 7/17/1998 | |
| 113 | Interim, Inc. -1 | Monterey | Monterey | 500,000 | 7/1/1997 | |
| 114 | Interim Inc. -2 | Salinas | Monterey | 750,000 | 6/27/2012 | 394,645 |
| 115 | Jessie Hopkins Hinchee Foundation | Santa Barbara | Santa Barbara | 345,000 | 6/26/1998 | |
| 116 | JWCH Institute, Inc. | Los Angeles | Los Angeles | 750,000 | 3/5/2009 | 457,765 |
| 117 | Kern Bridges Youth Homes, Inc. | Bakersfield | Kern | 319,000 | 2/23/2001 | |
| 118 | Kids & Familites Together -1 | Ventura | Ventura | 440,000 | 9/29/2015 | 434,634 |
| 119 | Kings Rehabilitation Center, Inc. | Hanford | Kings | 750,000 | 4/3/2012 | 178,199 |
| 120 | La Maestra Family Clinic, Inc. | El Cajon | San Diego | 400,000 | 4/15/2003 | 76,979 |
| 121 | Last Frontier Healthcare District (The) | Alturas | Modoc | 750,000 | 12/28/2010 | |
| 122 | LifeLong Medical Care, Inc. | Berkeley | Alameda | 1,000,000 | 6/27/2013 | 533,248 |
| 123 | Livingston Community Health Services - 1 | Livingston | Merced | 300,000 | 12/15/1995 | |
| 124 | Livingston Community Health Services - 2 | Livingston | Merced | 212,500 | 11/21/1997 | |
| 125 | Long Valley Health Center | Laytonville | Mendocino | 300,000 | 6/30/1995 | |
| 126 | Lomi School Foundation -1 | Santa Rosa | Sonoma | 750,000 | 8/19/2010 | 524,840 |
| 127 | Lomi School Foundation -2 | Santa Rosa | Sonoma | 230,000 | 9/30/2015 | 226,952 |
| 128 | Los Angeles Centers/Alcohol & Drug | Santa Fe Springs | Los Angeles | 200,000 | 4/22/1996 | |
| 129 | Los Angeles Free Clinic (The) | Los Angeles | Los Angeles | 400,000 | 2/1/2002 | 35,289 |
| 130 | Mayers Memorial Hospital District | Fall River Mills | Shasta | 685,310 | 3/12/2013 | 332,603 |
| 131 | Mendocino Coast Clinics - 1 | Fort Bragg | Mendocino | 26,000 | 11/22/1996 | |
| 132 | Mendocino Coast Clinics - 2 | Fort Bragg | Mendocino | 70,000 | 7/16/1999 | |
| 133 | Mendocino Coast Clinics, Inc. -3 | Fort Bragg | Mendocino | 475,000 | 9/26/2008 | 277,077 |
| 134 | Mendocino Community Health Clinic | Ukiah | Mendocino | 100,000 | 5/1/1995 | |
| 135 | Mental Health Systems Inc. | Escondido | San Diego | 487,917 | 8/31/2007 | 249,534 |
| 136 | Mentally and Educationally Retarded Citizens, Inc. (M.E.R.C.I.) -1 | Monterey Park | Los Angeles | 500,000 | 2/26/2013 | |
| 137 | Mentally/Educationally Retarded Citizens, Inc., (M.E.R.C.I.) -2 | Monterey Park | Los Angeles | 900,000 | 7/30/2015 | |

CALIFORNIA HEALTH FACILITIES FINANCING AUTHORITY
HELP II LOAN PROGRAM (December 31, 2015)

LOANS CLOSED (Continued)

| | Facility | Location (City, County) | | Loan Amount (\$) | Loan Closed | Outstanding Principal (\$) |
|-----|--|----------------------------|------------------------|---------------------|----------------|-------------------------------|
| 138 | Momentum for Mental Health | San Jose | <i>Santa Clara</i> | 440,000 | 6/29/2009 | |
| 139 | National Health Services, Inc. -1 | Shafter | <i>Kern</i> | 400,000 | 10/4/2002 | |
| 140 | National Health Services, Inc. -2 | Tehachapi | <i>Kern</i> | 300,000 | 11/8/2006 | |
| 141 | NCI Affiliates, Inc. | Paso Robles | <i>San Luis Obispo</i> | 745,000 | 5/14/2009 | 466,678 |
| 142 | Neighborhood Healthcare -1 | El Cajon | <i>San Diego</i> | 400,000 | 9/3/2002 | |
| 143 | Neighborhood Healthcare -2 | Escondido | <i>San Diego</i> | 450,000 | 8/7/2007 | 227,610 |
| 144 | Neighborhood House of North Richmond | Richmond | <i>Contra Costa</i> | 400,000 | 7/15/2003 | |
| 145 | Nevada County Council on Alcoholism, Incorporated (Now known as Community Recovery Resources) | Grass Valley | <i>Nevada</i> | 270,000 | 3/18/2005 | 92,447 |
| 146 | North County Health Project | San Marcos | <i>San Diego</i> | 300,000 | 10/17/1996 | |
| 147 | North County Serenity House, Inc. -1 | Escondido | <i>San Diego</i> | 550,000 | 6/27/2008 | 308,799 |
| 148 | North County Serenity House, Inc. -2 | Escondido | <i>San Diego</i> | 200,000 | 6/27/2008 | 112,289 |
| 149 | Northcountry Clinic - 1 (Now associated with Open Door Community Hlth Ctrs) | Arcata | <i>Humboldt</i> | 70,000 | 5/18/1995 | |
| 150 | Northcountry Clinic - 2 (Now associated with Open Door Community Hlth Ctrs) | Arcata | <i>Humboldt</i> | 110,000 | 7/31/1998 | |
| 151 | Northeastern Rural Health Clinics -1 | Susanville | <i>Lassen</i> | 300,000 | 12/27/1996 | |
| 152 | Northeastern Rural Health Clinics -2 | Westwood | <i>Lassen</i> | 142,200 | 9/6/2002 | |
| 153 | Northern California INALLIANCE | Sacramento | <i>Sacramento</i> | 400,000 | 4/4/2002 | |
| 154 | Occidental Area Health Center (Associated with West County Health Centers, Inc.) | Occidental | <i>Sonoma</i> | 300,000 | 9/18/1998 | |
| 155 | Odd Fellow-Rebekah Children's Home of California | Gilroy | <i>Santa Clara</i> | 425,000 | 8/19/2010 | |
| 156 | Ojai Valley Community Hospital Foundation (Associated with Commtly Memorial Hlth System) | Ojai | <i>Ventura</i> | 400,000 | 12/10/2003 | |
| 157 | OPARC -1 | Montclair | <i>San Bernardino</i> | 400,000 | 8/13/2003 | 89,930 |
| 158 | OPARC -2 | Montclair / Upland | <i>San Bernardino</i> | 822,700 | 4/24/2015 | 792,569 |
| 159 | Open Door Community Health Centers -1 | Eureka | <i>Humboldt</i> | 360,000 | 5/21/2004 | 99,004 |
| 160 | Open Door Community Health Centers -2 | Eureka | <i>Humboldt</i> | 491,000 | 7/15/2009 | 312,792 |
| 161 | Operation Samahan, Inc. -1 | National City | <i>San Diego</i> | 250,000 | 7/26/2002 | |
| 162 | Operation Samahan, Inc. -2 | National City | <i>San Diego</i> | 500,000 | 8/27/2008 | 274,960 |
| 163 | Operation Samahan, Inc. -3 | National City | <i>San Diego</i> | 350,000 | 8/3/2012 | 276,904 |
| 164 | Operation Samahan, Inc. -4 | National City | <i>San Diego</i> | 222,000 | 4/29/2014 | 195,037 |
| 165 | Orange County ARC -1 | Anaheim | <i>Orange</i> | 274,000 | 6/28/2001 | |
| 166 | Orange County ARC -2 | Anaheim | <i>Orange</i> | 400,000 | 5/17/2002 | |
| 167 | Orange County ARC -3 | Anaheim | <i>Orange</i> | 400,000 | 4/7/2005 | 136,958 |
| 168 | Pediatric & Family Medical Center | Los Angeles | <i>Los Angeles</i> | 400,000 | 9/8/2003 | |
| 169 | Planned Parenthood Golden Gate | Oakland | <i>Alameda</i> | 400,000 | 3/12/2003 | |
| 170 | Potter Valley Comm Health | Potter Valley | <i>Mendocino</i> | 60,000 | 4/18/1996 | |
| 171 | Progress House, Inc. -1 | Alta | <i>Placer</i> | 375,250 | 9/4/1998 | |
| 172 | Progress House, Inc. -2 | Coloma | <i>El Dorado</i> | 560,300 | 2/28/2008 | 338,966 |
| 173 | Prototypes, A Center for Innovation... | Oxnard | <i>Ventura</i> | 500,000 | 10/15/1998 | |
| 174 | Redwood Coast Medical Services, Inc. | Gualala | <i>Mendocino</i> | 434,405 | 5/20/1998 | |
| 175 | Redwoods Rural Health Center, Incorporated | Redway | <i>Humboldt</i> | 573,000 | 12/30/2010 | 312,672 |
| 176 | Respite Inn (The) | Concord | <i>Costa Costa</i> | 75,000 | 8/8/2011 | 57,050 |
| 177 | Sacramento Recovery House, Inc. | Sacramento | <i>Sacramento</i> | 618,000 | 8/30/2013 | 468,131 |
| 178 | Samaritan House | San Mateo | <i>San Mateo</i> | 477,000 | 1/29/2009 | 282,281 |
| 179 | Samuel Dixon Family Health Center, Inc. | Val Verde | <i>Los Angeles</i> | 120,000 | 12/16/2002 | |
| 180 | Sanctuary House of Santa Barbara, Inc. -1 | Santa Barbara | <i>Santa Barbara</i> | 400,000 | 7/2/2004 | |
| 181 | Sanctuary House of Santa Barbara, Inc. -2 | Santa Barbara | <i>Santa Barbara</i> | 950,000 | 10/30/2012 | 792,538 |
| 182 | Santa Barbara Neighborhood Clinics | Santa Barbara | <i>Santa Barbara</i> | 400,000 | 10/30/2002 | 55,148 |
| 183 | Santa Cruz Women's Health Center -1 | Santa Cruz | <i>Santa Cruz</i> | 434,150 | 10/8/1997 | 55,412 |

CALIFORNIA HEALTH FACILITIES FINANCING AUTHORITY
HELP II LOAN PROGRAM (December 31, 2015)

LOANS CLOSED (Continued)

| | Facility | Location (City, County) | | Loan Amount (\$) | Loan Closed | Outstanding Principal (\$) |
|-----|--|----------------------------|------------------------|---------------------|----------------|-------------------------------|
| 184 | Santa Cruz Women's Health Center -2 | Santa Cruz | <i>Santa Cruz</i> | 530,000 | 7/20/2011 | 215,110 |
| 185 | Selma Community Hospital, Inc. | Selma | <i>Fresno</i> | 324,428 | 5/31/2002 | |
| 186 | Seneca Health Care District -1 | Chester | <i>Plumas</i> | 750,000 | 1/13/2011 | 252,377 |
| 187 | Seneca Health Care District -2 | Chester | <i>Plumas</i> | 400,000 | 1/27/2015 | 343,753 |
| 188 | Seneca Residential and Day Treatment Center for Children | San Leandro | <i>Alameda</i> | 151,852 | 7/14/2004 | 44,474 |
| 189 | Senior Citizens Fndn of W. Nevada County - 1 | Grass Valley | <i>Nevada</i> | 100,000 | 8/20/1997 | |
| 190 | Senior Citizens Fndn of W. Nevada County - 2 | Grass Valley | <i>Nevada</i> | 393,000 | 5/10/1999 | |
| 191 | Sequoia Community Health Foundation -1 | Fresno | <i>Fresno</i> | 400,000 | 9/26/2003 | |
| 192 | Sequoia Community Health Foundation -2 | Fresno | <i>Fresno</i> | 430,000 | 4/30/2008 | |
| 193 | Shasta Community Health Center -1 | Shasta Lake | <i>Shasta</i> | 379,000 | 7/27/2009 | 241,443 |
| 194 | Shasta Community Health Center -2 | Shasta Lake | <i>Shasta</i> | 371,000 | 2/22/2010 | |
| 195 | Shingletown Medical Center, Inc. - 1 | Shingletown | <i>Shasta</i> | * | 10/30/1996 | |
| 196 | Shingletown Medical Center, Inc. - 2 | Shingletown | <i>Shasta</i> | * | 5/29/1998 | |
| 197 | Shingletown Medical Center, Inc. - 3 | Shingletown | <i>Shasta</i> | 409,000 | 7/1/1999 | |
| 198 | Shingletown Medical Center, Inc. - 4 | Shingletown | <i>Shasta</i> | 60,000 | 8/21/2003 | |
| 199 | Shingletown Medical Center -5 | Shingletown | <i>Shasta</i> | 250,000 | 9/6/2013 | 213,941 |
| 200 | Sierra Recovery Center | South Lake Tahoe | <i>El Dorado</i> | 356,250 | 1/31/2002 | |
| 201 | Sierra Tribal Consortium, Inc. | Fresno | <i>Fresno</i> | 395,500 | 3/24/2000 | |
| 202 | Sierra View Homes | Reedley | <i>Fresno</i> | 725,000 | 6/16/2009 | 458,011 |
| 203 | Six Rivers Planned Parenthood -1 | Eureka | <i>Humboldt</i> | 93,049 | 8/21/1996 | |
| 204 | Six Rivers Planned Parenthood -2 | Eureka | <i>Humboldt</i> | 245,000 | 4/27/2009 | |
| 205 | Six Rivers Planned Parenthood -3 | Eureka | <i>Humboldt</i> | 196,500 | 4/27/2011 | |
| 206 | Social Science Services, Inc. | Bloomington | <i>San Bernardino</i> | 722,000 | 1/30/2008 | 385,402 |
| 207 | South Bay Alcoholism Services - 1 | Long Beach | <i>Los Angeles</i> | 77,000 | 4/30/1996 | |
| 208 | South Bay Alcoholism Services - 2 | Torrance | <i>Los Angeles</i> | 250,000 | 10/24/1997 | |
| 209 | South Bay Alcoholism Services - 3 | Torrance | <i>Los Angeles</i> | 65,000 | 6/25/1999 | |
| 210 | South County Senior Services, Inc. - 1 | San Clemente | <i>Orange</i> | 92,375 | 12/31/1996 | |
| 211 | South County Senior Services, Inc. - 2 | Laguna Hills | <i>Orange</i> | 410,000 | 8/18/1998 | |
| 212 | Southern Humboldt Community Health Care District | Garberville | <i>Humboldt</i> | 569,000 | 1/31/2011 | 408,164 |
| 213 | Southern Indian Health Council, Inc. | Campo | <i>San Diego</i> | 400,000 | 2/25/2004 | 102,331 |
| 214 | Strategies for Change | Sacramento | <i>Sacramento</i> | 750,000 | 10/12/2007 | 444,530 |
| 215 | Substance Abuse Foundation of Long Beach -1 | Long Beach | <i>Los Angeles</i> | 400,000 | 1/26/2004 | 100,017 |
| 216 | Substance Abuse Foundation of Long Beach -2 | Long Beach | <i>Los Angeles</i> | 453,961 | 4/20/2011 | 336,193 |
| 217 | Tehachapi Valley Healthcare District | Tehachapi | <i>Kern</i> | 275,500 | 5/22/2002 | |
| 218 | Thessalonika Family Services, Inc. -1 | Temecula | <i>Riverside</i> | 500,000 | 4/22/1999 | |
| 219 | Thessalonika Family Services, Inc. -2 | Temecula | <i>Riverside</i> | 240,000 | 9/30/2008 | 138,689 |
| 220 | Thessalonika Family Services, Inc. -3 | Temecula | <i>Riverside</i> | 260,000 | 9/30/2008 | 150,247 |
| 221 | Tikvah - Etta and Lazear Israel Center... -1 | North Hollywood | <i>Los Angeles</i> | 375,000 | 1/31/2002 | |
| 222 | Tikvah - Etta and Lazear Israel Center... -2 | North Hollywood | <i>Los Angeles</i> | 481,000 | 5/30/2007 | 235,129 |
| 223 | Transitions - Mental Health Association -1 | San Luis Obispo | <i>San Luis Obispo</i> | 400,000 | 11/30/2000 | |
| 224 | Transitions - Mental Health Association -2 | San Luis Obispo | <i>San Luis Obispo</i> | 518,000 | 4/12/2012 | 411,991 |
| 225 | Trinity Hospital | Weaverville | <i>Trinity</i> | 454,000 | 8/19/1998 | |
| 226 | Triple L Group Homes | Ramona | <i>San Diego</i> | 327,000 | 5/31/2001 | |
| 227 | Tulare Community Health Clinic | Tulare | <i>Tulare</i> | 240,000 | 3/25/2002 | |
| 228 | Tulare Youth Service Bureau, Incorporated | Tulare | <i>Tulare</i> | 500,000 | 3/31/1998 | |

CALIFORNIA HEALTH FACILITIES FINANCING AUTHORITY
HELP II LOAN PROGRAM (December 31, 2015)

LOANS CLOSED (Continued)

| | Facility | Location (City, County) | | Loan Amount (\$) | Loan Closed | Outstanding Principal (\$) |
|-----|--|----------------------------|-----------------------|---------------------|----------------|-------------------------------|
| | | | | | | |
| 229 | Tulare Youth Service Bureau, Incorporated -2 | Tulare | <i>Tulare</i> | 500,000 | 12/7/2006 | |
| 230 | Ukiah Valley Association for Habilitation | Ukiah | <i>Mendocino</i> | 494,000 | 6/20/2014 | 446,657 |
| 231 | Urban Indian Health Board | Oakland | <i>Alameda</i> | 400,000 | 1/17/2003 | |
| 232 | URDC Human Services Corporation | Pasadena | <i>Los Angeles</i> | 60,000 | 6/29/2001 | |
| 233 | Valley Community Clinic | North Hollywood | <i>Los Angeles</i> | 50,000 | 9/30/1998 | |
| 234 | Valley Health Team, Inc | San Joaquin | <i>Fresno</i> | 400,000 | 4/30/2002 | 40,617 |
| 235 | Valley Village -1 | Canoga Park | <i>Los Angeles</i> | 500,000 | 3/15/1999 | |
| 236 | Valley Village -2 | Sunland | <i>Los Angeles</i> | 485,000 | 8/3/2007 | 245,314 |
| 237 | Venice Family Clinic | Venice | <i>Los Angeles</i> | 750,000 | 7/8/2010 | |
| 238 | Victor Treatment Centers, Inc. -1 | Rialto | <i>San Bernardino</i> | 237,500 | 3/5/2010 | |
| 239 | Victor Treatment Centers, Inc. -2 | Chico | <i>Butte</i> | 517,000 | 12/29/2010 | 375,019 |
| 240 | Vista Community Clinic -1 | Vista | <i>San Diego</i> | 400,000 | 5/28/2003 | |
| 241 | Vista Community Clinic -2 | Vista | <i>San Diego</i> | 750,000 | 10/7/2011 | 574,245 |
| 242 | VTC Enterprises | Santa Maria | <i>Santa Barbara</i> | 750,000 | 5/27/2011 | 551,152 |
| 243 | West County Health Centers, Inc. | Guerneville | <i>Sonoma</i> | 212,000 | 5/3/2005 | |
| 244 | Western Institute Foundation (now known as Community Care For Adults - 1) | Oceanside | <i>San Diego</i> | 300,000 | 12/30/1996 | |
| 245 | Willits Hospital, Inc. | Willits | <i>Mendocino</i> | 400,000 | 12/21/2001 | |
| 246 | Wilmington Community Clinic | Wilmington | <i>Los Angeles</i> | 500,000 | 12/24/1998 | |
| 247 | Women's Recovery Assoc. of San Mateo County, Inc. [merged with HealthRIGHT 360] | San Mateo | <i>San Mateo</i> | 684,000 | 5/29/2008 | 376,493 |
| 248 | Yolo Community Care Continuum | Woodland | <i>Yolo</i> | 407,000 | 3/15/2006 | 166,038 |
| 249 | Yolo Family Service Agency -1 | Davis | <i>Yolo</i> | 180,000 | 6/30/1999 | |
| 250 | Yolo Family Service Agency -2 | Woodland | <i>Yolo</i> | 235,000 | 11/30/2001 | |
| 251 | Yolo Family Service Agency -3 | Woodland | <i>Yolo</i> | 320,000 | 2/7/2006 | 128,552 |
| 252 | Youth Connection of Ventura County [The] (dba Casa Pacifica) | Camarillo | <i>Ventura</i> | 500,000 | 12/21/2005 | |

* Shingletown Medical Center, Inc. - 1 (\$300,000) and 2 (\$109,000) were combined and the repayment schedule was restructured per loan 3 (\$409,000).

See attached for
Map of Locations



Total Loans Completed: \$ 98,178,842

Total Number of Loans: 252

Total Outstanding Principal: \$ 28,402,144

Total Outstanding Loans for 85 borrowers: 101

California Health Facilities Financing Authority

HELP II Loan Program (As of December 31, 2015)

