



CALIFORNIA HEALTH FACILITIES FINANCING AUTHORITY

HEALTHCARE EXPANSION

LOAN PROGRAM II

(HELP II Loan Program)

2016 ANNUAL REPORT

California Health Facilities Financing Authority

**HELP II LOAN PROGRAM
2016 ANNUAL REPORT**

	<u>PAGE</u>
TAB A: Program Overview	
• Overview	1
• Marketing Plan	3
TAB B: HELP II Loan Program – portfolio details	
• Recent Activity	5
• Financial Summary	7
• Types of Projects and Facilities Financed	8
• Geographic Locations	9
• Borrower Listing	10
• Map of Financings	16

Tab A

Program Overview

CALIFORNIA HEALTH FACILITIES FINANCING AUTHORITY (“CHFFA”)

HELP II LOAN PROGRAM

OVERVIEW

The HELP II Loan Program (“the Program”) became operational in 1995, having superseded the HELP Program that began in 1988. The Program is designed to help small and rural health facilities obtain financing for capital needs through low cost loans.

Low interest loans are available for the purchase, construction/renovation of real property; purchase of equipment and furnishing; and refinancing of existing debt to those qualifying as a participating health facility. Other eligibility requirements include, but are not limited to evidence of fiscal soundness, ability to meet terms of the loan, and no more than \$30 million in annual gross revenues (district hospitals are exempt from this requirement).

HELP II borrowers represent a diverse pool of non-profit health facilities throughout the state that give back to their respective communities in a multitude of different ways. HELP II borrowers range from community care clinics serving low-income populations, to group homes providing stable environments and more. These facilities provide invaluable services to the people of California and the Program assists them by making available to them low-cost financing.

This diverse set of borrowers means a diverse set of uses for HELP II loans. As of December 31, 2016, 260 HELP II loans have been funded. Of these loans, 37% were used for refinancing, 28% for construction and/or renovation, 20% for facility purchases, 13% for equipment and 2% for working capital.

The Program currently has 97 active loans. The information below serves as a general profile of the typical HELP II loan, analyzing the average metrics of a HELP II borrower and loan.

Average loan amount: \$404,647

Average loan interest rate: 3%

Average loan purpose: Refinancing

Average loan term: 15 years

Average loans per year: 12

Locations of Borrowers: Los Angeles County (42 loans), San Diego County (22 loans), Alameda County (14 loans) Orange County (13 loans), Mendocino and Humboldt Counties (12 loans each).

Types of Borrowers: Community Clinics (31%), Drug and Alcohol Recovery (15%), Community Mental Health Clinics (11%), Adult Day Health Care (8%), Developmentally Disabled (7%), Children’s Group Homes (7%), other (21%).

In 2016, CHFFA received applications from many different types of potential borrowers that reflect the variety of service types and regions that the Program is able to reach.

To summarize the 2016 calendar year:

- 9 loans were approved by the Board totaling \$9,795,000
 - 7 loans closed totaling \$8,120,000
 - 2 loans are currently in the process of closing
- 15 loans were paid in full

In an effort to increase loan activity, several changes were presented to the Authority at the April 2015 board meeting. The following changes to the Program were approved for a two-year period:

1. Loan terms may be increased from 15 to 20 years for the financing of real property acquisition, construction or renovation.
2. The maximum loan amount increased from \$1,000,000 to \$1,500,000 to allow for the funding of larger projects.
3. A lower interest rate of 2% for all loans except refinancings. Refinancing loans remain at 3%.

Since these changes were implemented, six loans have closed at the new 2% rate, and three borrowers are currently in the process of closing their loans—a total of nine loans. Staff is reviewing the impact of these changes and if these changes should be permanent. This recommendation would need to be presented to the Board by the April 2017 meeting.

CHFFA staff will continue to consider and propose changes to better meet the needs of existing and potential HELP II borrowers. An Electronic Payment Service (“EPS”) is in its final design stages and is expected to become available for use in April 2017. The EPS will provide borrowers with an enhanced experience by allowing electronic payment. This service will also allow borrowers to schedule and track payments as well as provide staff a useful tool to monitor compliance with added efficacy.

Additional proposals being considered for presentation to the Authority in the future include:

- Allow for “interest only payments” for construction loans until construction is completed.

- Accept review reports in lieu of audited financial reports when gross revenues are less than \$2 million
- Change the gross revenues cap from \$30 million per organization to \$30 million per facility
- Streamline/simplify the loan application
- Waive late fees for one time per year for the life of the loan or waive one late fee one time only for the life of the loan

As the Governor’s proposed 2017-18 budget notes, there is a lot of uncertainty at the Federal level related to providing health care services including replacing the Affordable Care Act and possible reductions to federal funding for Medi-Cal beneficiaries. It is not clear what these changes will be or when they will take effect. However, it does create financial uncertainty for many eligible HELP II borrowers and may add additional financial pressures to many of the small clinics and healthcare centers which utilize (or could utilize) HELP II. Additionally, potential borrowers who have equipment and expansion needs may not be able to support a HELP II loan due to the uncertainty of possible cuts. Any reductions in federal and state support may affect loan volume going forward. Potential cuts make HELP II’s marketing efforts vital to the success of the program—finding new and innovative ways to bring increased visibility to HELP II.

MARKETING

Since the approval of the April 2015 Program changes, staff has been working on additional ideas and strategies to help market the Program. The goal for 2017 is to increase the number of loans to nine HELP II loans, a 10% increase compared to 2016. Staff plans to achieve this goal through outreach, direct mail, and social media marketing.

Due to an extremely high volume of bond issuance in 2016, staff was unable to market the Program. However, in 2017, staff will pursue additional steps and strategies with regards to marketing:

1. Continue to mail out the Program one-page description to existing and past borrowers, related associations, other state agencies, and stakeholders.
2. Utilize OSHPD’s facility list to custom sort a target list of small and rural non-profit health facility types to identify potential borrowers.
3. Leverage the mental health grant program and compile a list of mental health non-profit service providers in order to reach new demographics.

4. Revise the HELP II Loan Application. Revisions may include:
 - Elimination of information that can be obtained from other sources. For example, the request for information on Seismic Upgrades from Acute Care Hospitals was eliminated as OSHPD requires the reporting of this information. If necessary, CHFFA staff can obtain specifics from OSHPD.
 - Ability to complete the Application on-line.
 - Remove sections not applicable if purchasing equipment or real property.
5. Prepare an article on the Program for an upcoming issue of the Treasurer's Newsletter entitled "Intersections". This newsletter has wide-circulation in California.
6. Produce a video featuring a current Borrower on the Treasurer's website. The video would provide information about the Program and feature a HELP II Borrower discussing how the Program enabled the funds needed for upgrades and renovation of the facility.
7. Increase Program visibility by attending association conferences. The goal is to attend more conferences than in previous years; a minimum of two conferences per year.
8. Partner with California Alternative Energy & Advanced Transportation Financing Authority on energy audits.
9. Partner with California Pollution Control Financing Program on its CalCAP program to access potential Borrowers and lending institutions that may refer the Program to potential Borrowers.
10. Meetings with other Authorities at the Treasurer's Office, other state departments, counties and provider associations are being scheduled.

Some milestones staff hopes to accomplish in 2017 are:

- Receive one or more new applications per month
- Meet with at least one association, state agency or stakeholder per month
- Send marketing materials to at least 30 potential borrowers and associations, quarterly

Tab B

HELP II Loan Program
– portfolio details

CALIFORNIA HEALTH FACILITIES FINANCING AUTHORITY
HELP II LOAN PROGRAM
2016 Annual Report

Summary of Calendar Year 2016 Activity

LOANS CLOSED = 8 Loans

Facility	Location (City, County)		Loan Amount (\$)	Use of Loan Proceeds	Interest Rate	Loan Closed
1 Lomi School Foundation - 3	Santa Rosa	Sonoma	100,000	Renovation	2%	1/29/2016
2 Family Care Network, Inc.	San Luis Obispo	San Luis Obispo	1,300,000	Construction	2%	4/27/2016
3 Yolo Family Service Agency - 4 ■	Woodland	Yolo	190,000	Refinance	3%	6/6/2016
4 Advent Group Ministries, Inc. ■	San Jose	Santa Clara	430,000	Refinance	3%	6/30/2016
5 Plumas District Hospital	Quincy	Plumas	1,500,000	Working Cap	2%	8/17/2016
6 Safe Refuge ■ (formerly Substance Abuse Fndn of LB)	Long Beach	Los Angeles	1,000,000	Refinance	3%	9/15/2016
7 Yolo Family Service Agency	Woodland	Yolo	200,000	Construction	2%	9/29/2016
8 Home Ownership for Personal Empowerment, Inc.	Torrance	Los Angeles	1,500,000	Real Property	2%	12/29/2016

Total Loans Closed: \$ 6,220,000

LOANS CURRENTLY PENDING = 4 loans

Facility	Location (City, County)		Loan Amount (\$)	Use of Loan Proceeds	Interest Rate	Resolution Approved	Est. Closing
1 TLC Child & Family Services	Santa Rosa	Sonoma	675,000	Real Property	2%	8/4/2016	TBD
2 Petaluma Health Center, Inc. - 1	Petaluma	Sonoma	1,800,000	Construction	2%	8/4/2016	TBD
3 Petaluma Health Center, Inc. - 2	Petaluma	Sonoma	200,000	Equipment	2%	8/4/2016	TBD
4 Interim, Inc. - 2	Marina	Monterey	1,000,000	Construction	2%	9/22/2016	Feb/March 2017

Total Loans Currently Pending: \$ 3,675,000

LOANS PAID IN FULL = 15 loans

Facility	Location (City, County)		Loan Amount (\$)	Use of Loan Proceeds	Interest Rate	Final Payment	Status
1 Advent Group Ministries, Inc. - 1 ■	Morgan Hill	Santa Clara	400,000	Refinance	3%	5-Jul-16	Rolled into new HII loan
2 Alzheimer's Services of the East Bay, Inc. -4	Berkeley	Alameda	370,000	Refinance	3%	3-Oct-16	pre-payment
3 Bi-Bett	Vallejo	Solano	400,000	Refinance	3%	15-Aug-16	pre-payment
4 Canyon Acres Children and Family Services	Anaheim Hills	Orange	400,000	Refinance	3%	9-Dec-16	pre-payment
5 Del Norte Clinics, Inc. -2	Olivehurst	Yuba	985,961	Equipment	3%	14-Oct-16	pre-payment
6 East Valley Community Health Center, Inc.	West Covina	Los Angeles	750,000	Refinance	3%	8-Dec-16	pre-payment
7 Hart Community Homes, Inc.	Orange	Orange	332,400	Refinance	3%	6-Jun-16	pre-payment
8 Kings Rehabilitation Center, Inc.	Hanford	Kings	750,000	Construction	3%	7-Mar-16	pre-payment
9 LifeLong Medical Care, Inc.	Berkeley	Alameda	1,000,000	Equipment	3%	20-Jun-16	pre-payment
10 Mentally and Educationally Retarded Citizens, Inc. (M.E.R.C.I.)	Monterey Park	Los Angeles	500,000	Construction	3%	12-Jan-16	pre-payment
11 Mentally and Educationally Retarded Citizens, Inc. (M.E.R.C.I.)	Monterey Park	Los Angeles	900,000	Construction	2%	12-Jan-16	pre-payment
12 Substance Abuse Foundation of Long Beach -1 ■	Long Beach	Los Angeles	400,000	Refinance	3%	16-Sep-16	Rolled into new HII loan
13 Substance Abuse Foundation of Long Beach -2 ■	Long Beach	Los Angeles	453,961	Refinance	3%	16-Sep-16	Rolled into new HII loan
14 Victor Treatment Centers, Inc. -2	Chico	Butte	517,000	Real Property	3%	22-Aug-16	pre-payment
15 Yolo Family Service Agency -3 ■	Woodland	Yolo	320,000	Refinance Renovation	3%	8-Jun-16	Rolled into new HII loan

Total Paid in Full: \$ 8,479,322

■ = Paid in Full loan was rolled into a new HELP II listed in the "Loans Closed" table

CALIFORNIA HEALTH FACILITIES FINANCING AUTHORITY
HELP II LOAN PROGRAM
2016 Annual Report

Summary of Calendar Year 2016 Activity

POTENTIAL LOANS IN 2017

Facility	Location (City, County)		Proposed Loan Amount (\$)	Proposed Use of Loan Proceeds	Proposed Interest Rate	Prior HELP II Borrower
1 Transitions-Mental Health Association	San Luis Obispo	San Luis Obispo	670,000	Refinance	3%	Yes, Existing
2 Valley Health Team	San Joaquin	Fresno	1,500,000	Construction	2%	Yes, Existing
3 Community Action Partnership of San Luis Obispo	San Luis Obispo	San Luis Obispo	TBD	Equipment	2%	Yes, Existing
4 WellSpace Health	Sacramento	Sacramento	TBD	Unknown at this time.	TBD	Yes, Existing
5 Shores of Hope	West Sacramento	Yolo	TBD	Unknown at this time.	TBD	No
6 Redwood Rural Health Center	Redway	Humboldt	TBD	Unknown at this time.	TBD	Yes, Existing
7 Aldea Inc.	Napa	Napa	300,000	Renovations	2%	Yes, Existing
8 Planned Parenthood of Pasadena	Pasadena	Los Angeles	1,300,000	Tenant Improvements	2%	No
9 Los Angeles Free Clinic	Los Angeles	Los Angeles	1,500,000	Real Property Renovations	2%	Yes, Existing
10 Center for Adolescent Addiction Recovery	Anaheim	Orange	TBD	Unknown at this time.	TBD	No
11 Santa Cruz Women's Health Center dba Santa Cruz Community Health Center	Santa Cruz	Santa Cruz	1,500,000	Construction	2%	Yes, Existing
12 Southern Humboldt Community Healthcare District	Garberville	Humboldt	1,500,000	Construction	2%	Yes, Existing
13 Tulare Youth Service Bureau	Tulare	Tulare	\$1M - \$1.5M	Real Property renovation	2%	Yes
14 Mountain Health & Community Services	Escondido	San Diego	TBD	Construction	2%	No
15 Empower Yolo	Woodland	Yolo	1,500,000	Refinance Renovations	3% 2%	No

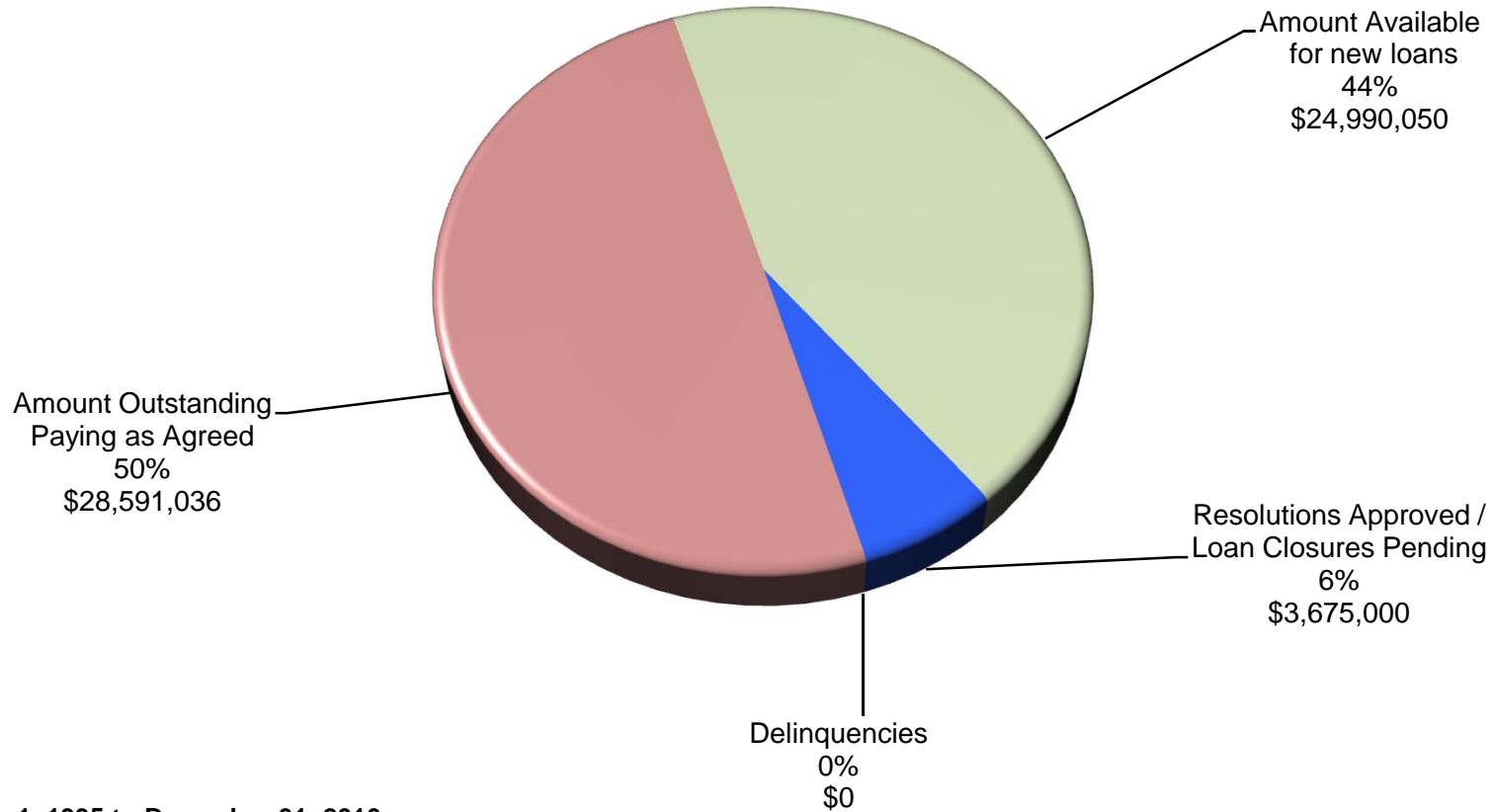
Total - Proposed Loan Amounts (Where Known): **\$ 11,270,000**

**California Health Facilities Financing Authority
HELP II LOAN PROGRAM**

As of December 31, 2016

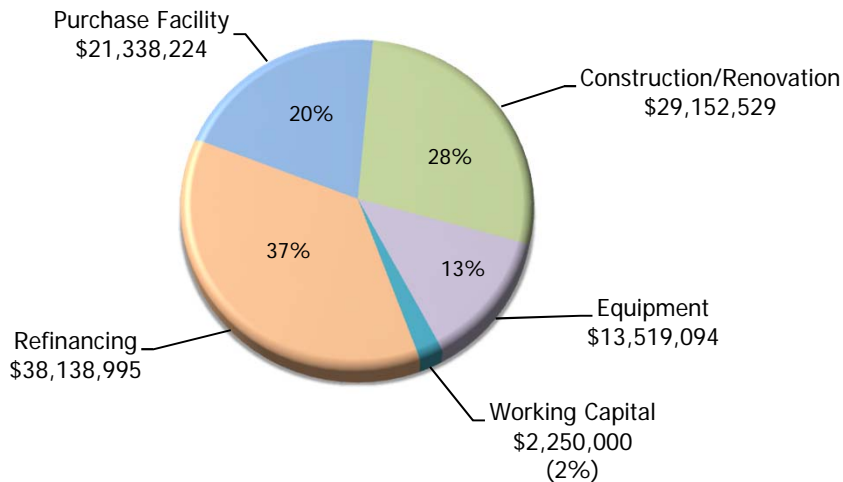
Fund Balance \$28,665,050

FINANCIAL SUMMARY

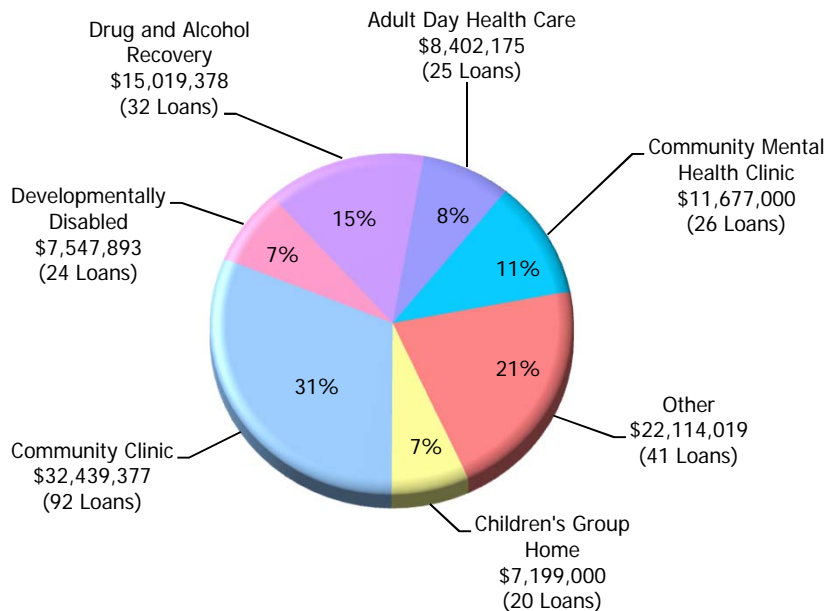


May 1, 1995 to December 31, 2016
Total Financings = \$104,398,842
(260 loans made to 173 facilities)

California Health Facilities Financing Authority
HELP II LOAN PROGRAM
 As of December 31, 2016
 Total Loans Funded -- \$ 104,398,842



Types of Projects Financed
By Dollar Volume



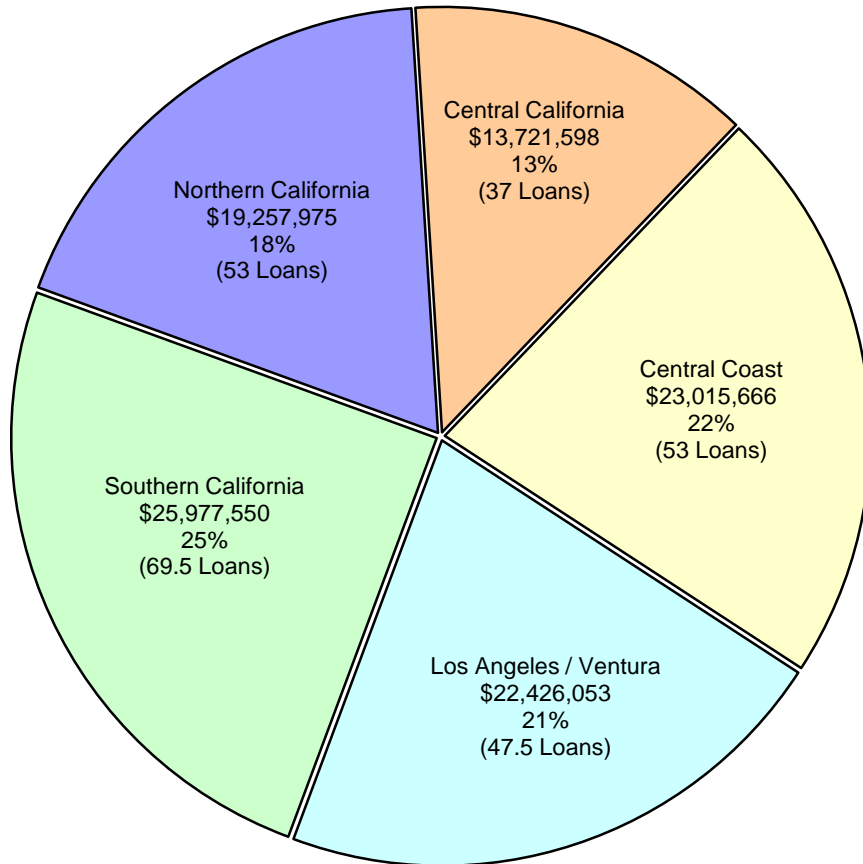
Types of Facilities Financed
(260 Loans*)
[% By Dollar Volume]

- Other:
- Acute Care Hospital & Skilled Nursing Facility - \$454,000
 - Acute Care Hospital (8) - \$2,945,788
 - Acute Psychiatric Hospital (2) - \$776,000
 - Adult Day Care Center - \$1,244,000
 - Adult Residential - \$650,000
 - Adult Transitional Program - \$1,268,000
 - Chronic Dialysis Clinic - \$300,000
 - Community Care (2) - \$1,400,000
 - Community Clinic/Adult Day Health Ctr - \$400,000
 - Community Mental Health/Work Activity Prog. - \$750,000
 - Community Work Activity Program (3) - \$1,323,000
 - Group Home (3) - \$906,352
 - Group Home/Foster Family Agency (2) - \$1,844,753
 - Health Care District (6) - \$4,396,500
 - Helicopter Medical Evacuation Firm - \$30,626
 - Native American Health Clinic - \$400,000
 - Residential Facility - \$1,500,000
 - Retirement Center (2) - \$800,000
 - Skilled Nursing Facility - \$725,000

* For a complete listing of all loans, see pages 10 - 15.

California Health Facilities Financing Authority
HELP II LOAN PROGRAM
 As of December 31, 2016

HELP II Loans by Geographic Locations
 Total Loans Funded -- \$104,398,842



Northern:

The counties of Butte, El Dorado, Humboldt, Lassen, Mendocino, Modoc, Nevada, Placer, Plumas, Shasta, Sutter, Trinity, and Yuba.

* *No loans* - Colusa, Del Norte, Glenn, Lake, Sierra, Siskiyou, and Tehama

Central:

The counties of Amador, Calaveras, Fresno, Kings, Madera, Merced, Sacramento, San Joaquin, Stanislaus, Tulare, and Yolo.

* *No loans* - Alpine, Inyo, Mariposa, Mono and Tuolumne

Central Coast:

The counties of Alameda, Contra Costa, Marin, Monterey, Napa, San Benito, San Francisco, San Mateo, Santa Clara, Santa Cruz, Solano, and Sonoma.

Los Angeles/Ventura:

The counties of Los Angeles and Ventura.

Southern California:

The counties of Kern, Orange, Riverside, San Bernardino, San Diego, San Luis Obispo, and Santa Barbara.

* *No loans* - Imperial

CALIFORNIA HEALTH FACILITIES FINANCING AUTHORITY
HELP II LOAN PROGRAM (December 31, 2016)

LOANS COMPLETED = 260 loans

	Facility	Location (City, County)		Loan Amount (\$)	Loan Closed	Outstanding Principal (\$)
1	A Broader Living Experience	San Rafael	Marin	235,435	2/6/1996	
2	Acacia Adult Day Services -1	Garden Grove	Orange	300,000	6/27/1997	
3	Acacia Adult Day Services -2	Cypress	Orange	400,000	1/30/2003	
4	Adult Day Health Care of Mad River	Arcata	Humboldt	300,000	3/29/2000	
5	Advent Group Ministries, Inc. - 1	Morgan Hill	Santa Clara	400,000	1/27/2005	
6	Advent Group Ministries, Inc. - 2	Morgan Hill/ San Jose	Santa Clara	430,000	6/30/2016	410,606
7	Aldea, Inc. -1	Napa	Napa	255,000	3/7/2000	
8	Aldea, Inc. -2	Napa	Napa	236,000	11/7/2007	
9	Aldea, Inc. -3	Vallejo	Solano	339,000	11/7/2007	
10	Aldea, Inc. -4	Napa	Napa	780,000	4/28/2014	665,661
11	Aldersly	San Rafael	Marin	400,000	7/20/2004	
12	Alta Family Health Clinic, Inc.	Dinuba	Tulare	237,500	9/30/2002	
13	Alzheimer's Services of the East Bay, Inc. -3	Berkeley	Alameda	470,850	10/7/1998	
14	Alzheimer's Services of the East Bay, Inc. -4	Berkeley	Alameda	370,000	4/30/2008	
15	Anderson Valley Health	Boonville	Mendocino	300,000	1/11/1996	
16	Anka Behavioral Health, Inc.	Manteca	San Joaquin	750,000	6/30/2008	373,769
17	ARC of Amador & Calaveras (The) -1	Sutter Creek	Amador	188,000	4/30/1999	
18	ARC of Amador & Calaveras (The) -2	San Andreas	Calaveras	110,000	6/26/2002	
19	ARC of Amador & Calaveras (The) -3	Sutter Creek	Amador	150,000	2/7/2003	
20	ARC of Amador & Calaveras (The) -4	Sutter Creek	Amador	255,000	3/22/2006	
21	Asian-American Drug Abuse Program, Inc. -1	Los Angeles	Los Angeles	340,000	5/16/2003	43,515
22	Asian-American Drug Abuse Program, Inc. -2	Los Angeles	Los Angeles	461,700	7/6/2007	201,840
23	Asian Pacific Health Care Venture, Inc. -1	Los Angeles	Los Angeles	450,000	6/3/1999	
24	Asian Pacific Health Care Venture, Inc. -2	Los Angeles	Los Angeles	650,000	6/3/2009	361,364
25	Atascadero Committee for Education (Now known as Escuela del Rio - 1)	Atascadero	San Luis Obispo	131,000	5/12/1995	
26	Beverly Community Hospital Association	Montebello	Los Angeles	80,550	2/1/2001	
27	Bi-Bett	Vallejo	Solano	400,000	6/21/2004	
28	Bloss Memorial Healthcare District	Atwater	Merced	427,500	7/31/2008	
29	Buckelew Programs	Kentfield	Marin	650,000	3/19/2010	396,730
30	California Family Life Center -1	Valley Center	San Diego	320,000	4/13/2009	176,137
31	California Family Life Center -2	Valley Center	San Diego	346,700	8/26/2011	242,616
32	California Family Life Center -3	Hemet	Riverside	213,750	8/27/2014	187,479
33	California Shock Trauma Air Rescue	Hayward	Alameda	30,626	7/31/1996	
34	Canyon Acres Children and Family Services [merged with Seneca Family of Agencies]	Anaheim Hills	Orange	400,000	4/2/2004	
35	Casa Pacifica Centers for Children and Families -2	Camarillo	Ventura	515,000	12/30/2008	
36	Center for Recovery from Compulsivities, Inc. (The)	Whittier	Los Angeles	522,500	9/28/2011	371,007
37	Central City Community Health Center	Los Angeles	Los Angeles	722,000	5/19/2008	338,356
38	Central Coast Neurobehavior -1	San Luis Obispo	San Luis Obispo	295,000	2/26/1996	
39	Central Coast Neurobehavior -2	San Luis Obispo	San Luis Obispo	75,900	5/9/2001	
40	Central Coast Neurobehavior -3	Atascadero	San Luis Obispo	189,000	11/30/2001	
41	Chamberlain's Children Center, Inc.	Hollister	San Benito	400,000	7/18/2008	202,320
42	Chamberlain's Day Center, Inc.	Gilroy	Santa Clara	480,000	7/14/1998	
43	Chapa-De Indian Health Program	Grass Valley	Nevada	750,000	7/31/2008	
44	Chico Feminist Women's Health Center -1	Chico	Butte	213,750	2/8/2007	
45	Chico Feminist Women's Health Center -2	Chico	Butte	200,000	9/5/2007	

CALIFORNIA HEALTH FACILITIES FINANCING AUTHORITY
HELP II LOAN PROGRAM (December 31, 2016)

LOANS CLOSED (Continued)

	Facility	Location (City, County)		Loan Amount (\$)	Loan Closed	Outstanding Principal (\$)
46	Chico Feminist Women's Health Center -3	Sacramento	<i>Sacramento</i>	300,000	10/31/2013	120,341
47	Children's Clinic (The)	Long Beach	<i>Los Angeles</i>	400,000	11/16/2001	
48	Children's Treatment Center	Lemon Grove	<i>San Diego</i>	400,000	7/15/2002	
49	CLARE Foundation, Inc.	Los Angeles	<i>Los Angeles</i>	825,000	10/2/2013	
50	Coalition for Elders' Independence	Oakland	<i>Alameda</i>	400,000	2/26/2004	
51	Community Action Partnership of San Luis Obispo County	Arroyo Grande	<i>San Luis Obispo</i>	376,000	9/29/2009	217,279
52	Community Care For Adults - 2	Oceanside	<i>San Diego</i>	125,000	6/30/1997	
53	Community Health Systems, Inc.	Bloomington	<i>San Bernardino</i>	215,000	6/30/1999	
54	Community Hospital of Long Beach	Long Beach	<i>Los Angeles</i>	400,000	7/24/2003	
55	Community Research Foundation, Inc.	San Diego	<i>San Diego</i>	400,000	1/7/2005	
56	Consolidated Tribal Health Project, Inc. -1	Ukiah	<i>Mendocino</i>	300,000	10/22/1997	
57	Consolidated Tribal Health Project, Inc. -2	Redwood Valley	<i>Mendocino</i>	215,000	3/11/2003	
58	Contra Costa Association for Retarded Citizens, Inc. -1	Martinez	<i>Contra Costa</i>	400,000	6/15/2000	
59	Contra Costa Association for Retarded Citizens, Inc. -2	Concord/Richmond	<i>Contra Costa</i>	523,000	2/29/2008	249,708
60	Creative Alternative-Living-1	Atascadero	<i>San Luis Obispo</i>	180,500	12/29/1995	
61	Creative Alternative-Living-2	Atascadero	<i>San Luis Obispo</i>	119,500	5/8/1996	
62	Creative Alternative-Living-3	Atascadero	<i>San Luis Obispo</i>	214,000	7/20/2000	
63	Creative Alternative-Living-4	Atascadero	<i>San Luis Obispo</i>	220,000	1/29/2015	198,107
64	Crisis Support Services of Alameda County	Berkeley	<i>Alameda</i>	400,000	4/15/2003	45,919
65	Darin M. Camarena Health Centers., Inc.	Madera	<i>Madera</i>	70,810	7/31/1996	
66	Del Norte Clinics, Inc. -1	Yuba City	<i>Sutter</i>	376,000	5/23/2003	
67	Del Norte Clinics, Inc. -2	Olivehurst	<i>Yuba</i>	985,961	9/10/2007	494,307
68	Desert Haven Enterprises -1	Lancaster	<i>Los Angeles</i>	400,000	5/28/2003	50,285
69	Desert Haven Enterprises -2	Lancaster	<i>Los Angeles</i>	665,000	11/30/2012	500,530
70	Didi Hirsch Psychiatric Service -1	Los Angeles	<i>Los Angeles</i>	400,000	6/27/2003	51,194
71	Didi Hirsch Psychiatric Service -2	Pacoima	<i>Los Angeles</i>	845,000	10/10/2013	699,568
72	Dientes! Community Dental Clinic	Santa Cruz	<i>Santa Cruz</i>	400,000	6/23/2004	82,298
73	Drug Abuse Alternatives Center	Santa Rosa	<i>Sonoma</i>	500,000	12/15/1997	
74	East Bay Agency for Children	Oakland	<i>Alameda</i>	400,000	4/15/2003	45,919
75	East L.A.-Citizens Assoc	Los Angeles	<i>Los Angeles</i>	147,250	12/12/1996	
76	East Valley Community Health Center, Inc.	West Covina	<i>Los Angeles</i>	750,000	11/30/2009	493,630
77	Eastern Plumas Health Care District	Portola	<i>Plumas</i>	380,000	3/2/2009	
78	Eastfield Ming Quong, Inc.	San Jose	<i>Santa Clara</i>	844,753	8/31/2007	
79	Effort, Inc. (The) [now known as WellSpace Health]	Sacramento	<i>Sacramento</i>	447,360	2/14/2008	211,038
80	Eggleston Youth Centers, Inc.	Ontario/ Baldwin Park	<i>San Bernardino / Los Angeles</i>	1,000,000	10/7/2013	829,430
81	El Proyecto Del Barrio	Canoga Park	<i>Los Angeles</i>	360,092	6/30/1999	
82	Elizabeth Center for Cancer Detection (The)	Los Angeles	<i>Los Angeles</i>	40,000	7/27/2006	
83	Escuela del Rio - 2	Atascadero	<i>San Luis Obispo</i>	213,500	5/12/2000	
84	Escuela del Rio - 3	Atascadero	<i>San Luis Obispo</i>	124,058	6/29/2004	26,060
85	Escuela del Rio - 4	Atascadero	<i>San Luis Obispo</i>	400,000	7/10/2009	224,207
86	Family Care Network, Inc.	San Luis Obispo	<i>San Luis Obispo</i>	1,300,000	4/27/2016	1,262,938
87	Family HealthCare Network -1	Porterville	<i>Tulare</i>	300,000	9/4/1997	
88	Family HealthCare Network -2	Porterville	<i>Tulare</i>	750,000	2/26/2009	
89	Family Solutions, Inc. - 1	Santa Ana	<i>Orange</i>	256,500	5/29/1998	
90	Family Solutions, Inc. - 2	La Habra	<i>Orange</i>	234,650	8/25/1998	
91	Fellowship Homes (dba Casa de Modesto)	Modesto	<i>Stanislaus</i>	400,000	10/1/2002	
92	Foothill Health Center -1	San Jose	<i>Santa Clara</i>	570,000	3/27/2013	199,687
93	Foothill Health Center -2	San Jose	<i>Santa Clara</i>	550,000	4/28/2015	384,663

CALIFORNIA HEALTH FACILITIES FINANCING AUTHORITY
HELP II LOAN PROGRAM (December 31, 2016)

LOANS CLOSED (Continued)

Facility	Location (City, County)		Loan Amount (\$)	Loan Closed	Outstanding Principal (\$)
94 Fred Finch Youth Center	Oakland	Alameda	500,000	9/30/1998	
95 Fresno Dialysis Clinic	Fresno	Fresno	300,000	4/20/2000	
96 Futures Explored -1	Livermore	Alameda	403,000	12/28/2007	349,512
97 Futures Explored -2	Livermore	Alameda	347,000	12/28/2007	
98 Gardner Health Center	San Jose	Santa Clara	300,000	5/20/1997	
99 Gateways Hospital and Mental Health Center -1	Los Angeles	Los Angeles	150,000	2/13/2004	
100 Gateways Hospital and Mental Health Center -2	Los Angeles	Los Angeles	626,000	11/20/2012	485,185
101 Golden Valley Health Centers	Los Banos	Merced	400,000	6/28/2002	13,708
102 Hanna's House	Orange	Orange	309,000	10/5/2000	
103 Hart Community Homes, Inc.	Orange	Orange	332,400	2/7/2002	
104 Health For All, Inc.	Sacramento	Sacramento	158,000	4/1/1997	
105 Henry Ohlhoff House	Novato	Marin	400,000	7/15/2004	
106 Hill Country Community Clinic - 2	Round Mountain	Shasta	250,000	5/3/2002	
107 Home Ownership for Personal Empowerment, Inc.	Torrance	Los Angeles	1,500,000	12/29/2016	1,500,000
108 Horizon Services, Inc.	Hayward	Alameda	925,000	8/31/2007	331,199
109 Humboldt Senior Resource Center, Inc. -1	Fortuna	Humboldt	265,000	3/12/1999	
110 Humboldt Senior Resource Center, Inc. -2	Eureka	Humboldt	750,000	7/27/2007	325,952
111 Huntington Beach Community Clinic	Huntington Beach	Orange	357,100	1/31/2002	
112 Imperial Beach Community Clinic	Imperial Beach	San Diego	300,000	1/4/2002	
113 Innovative Health Care Services	Chico	Butte	400,000	6/30/2004	152,834
114 Instituto Familiar de la Raza, Inc. - 1	San Francisco	San Francisco	300,000	5/23/1997	
115 Instituto Familiar de la Raza, Inc. - 2	San Francisco	San Francisco	200,000	7/17/1998	
116 Interim, Inc. -1	Monterey	Monterey	500,000	7/1/1997	
117 Interim Inc. -2	Salinas	Monterey	750,000	6/27/2012	286,080
118 Jessie Hopkins Hinchee Foundation	Santa Barbara	Santa Barbara	345,000	6/26/1998	
119 JWCH Institute, Inc.	Los Angeles	Los Angeles	750,000	3/5/2009	408,674
120 Kern Bridges Youth Homes, Inc.	Bakersfield	Kern	319,000	2/23/2001	
121 Kids & Familites Together -1	Ventura	Ventura	440,000	9/29/2015	410,886
122 Kings Rehabilitation Center, Inc.	Hanford	Kings	750,000	4/3/2012	178,199
123 La Maestra Family Clinic, Inc.	El Cajon	San Diego	400,000	4/15/2003	45,712
124 Last Frontier Healthcare District (The)	Alturas	Modoc	750,000	12/28/2010	
125 LifeLong Medical Care, Inc.	Berkeley	Alameda	1,000,000	6/27/2013	
126 Livingston Community Health Services - 1	Livingston	Merced	300,000	12/15/1995	
127 Livingston Community Health Services - 2	Livingston	Merced	212,500	11/21/1997	
128 Long Valley Health Center	Laytonville	Mendocino	300,000	6/30/1995	
129 Lomi School Foundation -1	Santa Rosa	Sonoma	750,000	8/19/2010	481,764
130 Lomi School Foundation -2	Santa Rosa	Sonoma	230,000	9/30/2015	215,580
131 Lomi School Foundation - 3	Santa Rosa	Sonoma	100,000	1/29/2016	96,582
132 Los Angeles Centers/Alcohol & Drug	Santa Fe Springs	Los Angeles	200,000	4/22/1996	
133 Los Angeles Free Clinic (The)	Los Angeles	Los Angeles	400,000	2/1/2002	2,755
134 Mayers Memorial Hospital District	Fall River Mills	Shasta	685,310	3/12/2013	181,070
135 Mendocino Coast Clinics - 1	Fort Bragg	Mendocino	26,000	11/22/1996	
136 Mendocino Coast Clinics - 2	Fort Bragg	Mendocino	70,000	7/16/1999	
137 Mendocino Coast Clinics, Inc. -3	Fort Bragg	Mendocino	475,000	9/26/2008	245,595
138 Mendocino Community Health Clinic	Ukiah	Mendocino	100,000	5/1/1995	
139 Mental Health Systems Inc.	Escondido	San Diego	487,917	8/31/2007	213,301
140 Mentally and Educationally Retarded Citizens, Inc. (M.E.R.C.I.) -1	Monterey Park	Los Angeles	500,000	2/26/2013	
141 Mentally/Educationally Retarded Citizens, Inc., (M.E.R.C.I.) -2	Monterey Park	Los Angeles	900,000	7/30/2015	

CALIFORNIA HEALTH FACILITIES FINANCING AUTHORITY
HELP II LOAN PROGRAM (December 31, 2016)

LOANS CLOSED (Continued)

	Facility	Location (City, County)		Loan Amount (\$)	Loan Closed	Outstanding Principal (\$)
142	Momentum for Mental Health	San Jose	<i>Santa Clara</i>	440,000	6/29/2009	
143	National Health Services, Inc. -1	Shafter	<i>Kern</i>	400,000	10/4/2002	
144	National Health Services, Inc. -2	Tehachapi	<i>Kern</i>	300,000	11/8/2006	
145	NCI Affiliates, Inc.	Paso Robles	<i>San Luis Obispo</i>	745,000	5/14/2009	418,278
146	Neighborhood Healthcare -1	El Cajon	<i>San Diego</i>	400,000	9/3/2002	
147	Neighborhood Healthcare -2	Escondido	<i>San Diego</i>	450,000	8/7/2007	196,725
148	Neighborhood House of North Richmond	Richmond	<i>Contra Costa</i>	400,000	7/15/2003	
149	Nevada County Council on Alcoholism, Incorporated (Now known as Community Recovery Resources)	Grass Valley	<i>Nevada</i>	270,000	3/18/2005	72,574
150	North County Health Project	San Marcos	<i>San Diego</i>	300,000	10/17/1996	
151	North County Serenity House, Inc. -1	Escondido	<i>San Diego</i>	550,000	6/27/2008	278,194
152	North County Serenity House, Inc. -2	Escondido	<i>San Diego</i>	200,000	6/27/2008	101,160
153	Northcountry Clinic - 1 (Now associated with Open Door Community Hlth Ctrs)	Arcata	<i>Humboldt</i>	70,000	5/18/1995	
154	Northcountry Clinic - 2 (Now associated with Open Door Community Hlth Ctrs)	Arcata	<i>Humboldt</i>	110,000	7/31/1998	
155	Northeastern Rural Health Clinics -1	Susanville	<i>Lassen</i>	300,000	12/27/1996	
156	Northeastern Rural Health Clinics -2	Westwood	<i>Lassen</i>	142,200	9/6/2002	
157	Northern California INALLIANCE	Sacramento	<i>Sacramento</i>	400,000	4/4/2002	
158	Occidental Area Health Center (Associated with West County Health Centers, Inc.)	Occidental	<i>Sonoma</i>	300,000	9/18/1998	
159	Odd Fellow-Rebekah Children's Home of California	Gilroy	<i>Santa Clara</i>	425,000	8/19/2010	
160	Ojai Valley Community Hospital Foundation (Associated with Commty Memorial Hlth System)	Ojai	<i>Ventura</i>	400,000	12/10/2003	
161	OPARC -1	Montclair	<i>San Bernardino</i>	400,000	8/13/2003	59,058
162	OPARC -2	Montclair / Upland	<i>San Bernardino</i>	822,700	4/24/2015	747,553
163	Open Door Community Health Centers -1	Eureka	<i>Humboldt</i>	360,000	5/21/2004	69,462
164	Open Door Community Health Centers -2	Eureka	<i>Humboldt</i>	491,000	7/15/2009	278,365
165	Operation Samahan, Inc. -1	National City	<i>San Diego</i>	250,000	7/26/2002	
166	Operation Samahan, Inc. -2	National City	<i>San Diego</i>	500,000	8/27/2008	241,313
167	Operation Samahan, Inc. -3	National City	<i>San Diego</i>	350,000	8/3/2012	255,920
168	Operation Samahan, Inc. -4	National City	<i>San Diego</i>	222,000	4/29/2014	177,337
169	Orange County ARC -1	Anaheim	<i>Orange</i>	274,000	6/28/2001	
170	Orange County ARC -2	Anaheim	<i>Orange</i>	400,000	5/17/2002	
171	Orange County ARC -3	Anaheim	<i>Orange</i>	400,000	4/7/2005	107,516
172	Pediatric & Family Medical Center	Los Angeles	<i>Los Angeles</i>	400,000	9/8/2003	
173	Planned Parenthood Golden Gate	Oakland	<i>Alameda</i>	400,000	3/12/2003	
174	Plumas Hospital District	Quincy	<i>Plumas</i>	1,500,000	8/17/2016	1,500,000
175	Potter Valley Comm Health	Potter Valley	<i>Mendocino</i>	60,000	4/18/1996	
176	Progress House, Inc. -1	Alta	<i>Placer</i>	375,250	9/4/1998	
177	Progress House, Inc. -2	Coloma	<i>El Dorado</i>	560,300	2/28/2008	299,087
178	Prototypes, A Center for Innovation...	Oxnard	<i>Ventura</i>	500,000	10/15/1998	
179	Redwood Coast Medical Services, Inc.	Gualala	<i>Mendocino</i>	434,405	5/20/1998	
180	Redwoods Rural Health Center, Incorporated	Redway	<i>Humboldt</i>	573,000	12/30/2010	254,866
181	Respite Inn (The)	Concord	<i>Costa Costa</i>	75,000	8/8/2011	52,484
182	Sacramento Recovery House, Inc.	Sacramento	<i>Sacramento</i>	618,000	8/30/2013	430,446
183	Safe Refuge (formerly Substance Abuse Foundation of Long Beach Inc. - 3)	Long Beach	<i>Los Angeles</i>	1,000,000	9/15/2016	991,177
184	Samaritan House	San Mateo	<i>San Mateo</i>	477,000	1/29/2009	250,790
185	Samuel Dixon Family Health Center, Inc.	Val Verde	<i>Los Angeles</i>	120,000	12/16/2002	
186	Sanctuary House of Santa Barbara, Inc. -1	Santa Barbara	<i>Santa Barbara</i>	400,000	7/2/2004	
187	Sanctuary House of Santa Barbara, Inc. -2	Santa Barbara	<i>Santa Barbara</i>	950,000	10/30/2012	736,826

CALIFORNIA HEALTH FACILITIES FINANCING AUTHORITY
HELP II LOAN PROGRAM (December 31, 2016)

LOANS CLOSED (Continued)

Facility	Location (City, County)		Loan Amount (\$)	Loan Closed	Outstanding Principal (\$)
188 Santa Barbara Neighborhood Clinics	Santa Barbara	<i>Santa Barbara</i>	400,000	10/30/2002	23,218
189 Santa Cruz Women's Health Center -1	Santa Cruz	<i>Santa Cruz</i>	434,150	10/8/1997	32,138
190 Santa Cruz Women's Health Center -2	Santa Cruz	<i>Santa Cruz</i>	530,000	7/20/2011	136,451
191 Selma Community Hospital, Inc.	Selma	<i>Fresno</i>	324,428	5/31/2002	
192 Seneca Health Care District -1	Chester	<i>Plumas</i>	750,000	1/13/2011	197,039
193 Seneca Health Care District -2	Chester	<i>Plumas</i>	400,000	1/27/2015	266,762
194 Seneca Residential and Day Treatment Center for Children	San Leandro	<i>Alameda</i>	151,852	7/14/2004	33,068
195 Senior Citizens Fndn of W. Nevada County - 1	Grass Valley	<i>Nevada</i>	100,000	8/20/1997	
196 Senior Citizens Fndn of W. Nevada County - 2	Grass Valley	<i>Nevada</i>	393,000	5/10/1999	
197 Sequoia Community Health Foundation -1	Fresno	<i>Fresno</i>	400,000	9/26/2003	
198 Sequoia Community Health Foundation -2	Fresno	<i>Fresno</i>	430,000	4/30/2008	
199 Shasta Community Health Center -1	Shasta Lake	<i>Shasta</i>	379,000	7/27/2009	216,944
200 Shasta Community Health Center -2	Shasta Lake	<i>Shasta</i>	371,000	2/22/2010	
201 Shingletown Medical Center, Inc. - 1	Shingletown	<i>Shasta</i>	*	10/30/1996	
202 Shingletown Medical Center, Inc. - 2	Shingletown	<i>Shasta</i>	*	5/29/1998	
203 Shingletown Medical Center, Inc. - 3	Shingletown	<i>Shasta</i>	409,000	7/1/1999	
204 Shingletown Medical Center, Inc. - 4	Shingletown	<i>Shasta</i>	60,000	8/21/2003	
205 Shingletown Medical Center -5	Shingletown	<i>Shasta</i>	250,000	9/6/2013	196,776
206 Sierra Recovery Center	South Lake Tahoe	<i>El Dorado</i>	356,250	1/31/2002	
207 Sierra Tribal Consortium, Inc.	Fresno	<i>Fresno</i>	395,500	3/24/2000	
208 Sierra View Homes	Reedley	<i>Fresno</i>	725,000	6/16/2009	407,049
209 Six Rivers Planned Parenthood -1	Eureka	<i>Humboldt</i>	93,049	8/21/1996	
210 Six Rivers Planned Parenthood -2	Eureka	<i>Humboldt</i>	245,000	4/27/2009	
211 Six Rivers Planned Parenthood -3	Eureka	<i>Humboldt</i>	196,500	4/27/2011	
212 Social Science Services, Inc.	Bloomington	<i>San Bernardino</i>	722,000	1/30/2008	336,463
213 South Bay Alcoholism Services - 1	Long Beach	<i>Los Angeles</i>	77,000	4/30/1996	
214 South Bay Alcoholism Services - 2	Torrance	<i>Los Angeles</i>	250,000	10/24/1997	
215 South Bay Alcoholism Services - 3	Torrance	<i>Los Angeles</i>	65,000	6/25/1999	
216 South County Senior Services, Inc. - 1	San Clemente	<i>Orange</i>	92,375	12/31/1996	
217 South County Senior Services, Inc. - 2	Laguna Hills	<i>Orange</i>	410,000	8/18/1998	
218 Southern Humboldt Community Health Care District	Garberville	<i>Humboldt</i>	569,000	1/31/2011	372,772
219 Southern Indian Health Council, Inc.	Campo	<i>San Diego</i>	400,000	2/25/2004	71,836
220 Strategies for Change	Sacramento	<i>Sacramento</i>	750,000	10/12/2007	412,985
221 Substance Abuse Foundation of Long Beach -1	Long Beach	<i>Los Angeles</i>	400,000	1/26/2004	
222 Substance Abuse Foundation of Long Beach -2	Long Beach	<i>Los Angeles</i>	453,961	4/20/2011	
223 Tehachapi Valley Healthcare District	Tehachapi	<i>Kern</i>	275,500	5/22/2002	
224 Thessalonika Family Services, Inc. -1	Temecula	<i>Riverside</i>	500,000	4/22/1999	
225 Thessalonika Family Services, Inc. -2	Temecula	<i>Riverside</i>	240,000	9/30/2008	122,743
226 Thessalonika Family Services, Inc. -3	Temecula	<i>Riverside</i>	260,000	9/30/2008	132,972
227 Tikvah - Etta and Lazear Israel Center... -1	North Hollywood	<i>Los Angeles</i>	375,000	1/31/2002	
228 Tikvah - Etta and Lazear Israel Center... -2	North Hollywood	<i>Los Angeles</i>	481,000	5/30/2007	201,867
229 Transitions - Mental Health Association -1	San Luis Obispo	<i>San Luis Obispo</i>	400,000	11/30/2000	
230 Transitions - Mental Health Association -2	San Luis Obispo	<i>San Luis Obispo</i>	518,000	4/12/2012	383,619
231 Trinity Hospital	Weaverville	<i>Trinity</i>	454,000	8/19/1998	
232 Triple L Group Homes	Ramona	<i>San Diego</i>	327,000	5/31/2001	
233 Tulare Community Health Clinic	Tulare	<i>Tulare</i>	240,000	3/25/2002	
234 Tulare Youth Service Bureau, Incorporated	Tulare	<i>Tulare</i>	500,000	3/31/1998	

CALIFORNIA HEALTH FACILITIES FINANCING AUTHORITY
HELP II LOAN PROGRAM (December 31, 2016)

LOANS CLOSED (Continued)

Facility	Location (City, County)		Loan Amount (\$)	Loan Closed	Outstanding Principal (\$)
235 Tulare Youth Service Bureau, Incorporated -2	Tulare	<i>Tulare</i>	500,000	12/7/2006	
236 Ukiah Valley Association for Habilitation	Ukiah	<i>Mendocino</i>	494,000	6/20/2014	413,892
237 Urban Indian Health Board	Oakland	<i>Alameda</i>	400,000	1/17/2003	
238 URDC Human Services Corporation	Pasadena	<i>Los Angeles</i>	60,000	6/29/2001	
239 Valley Community Clinic	North Hollywood	<i>Los Angeles</i>	50,000	9/30/1998	
240 Valley Health Team, Inc	San Joaquin	<i>Fresno</i>	400,000	4/30/2002	8,245
241 Valley Village -1	Canoga Park	<i>Los Angeles</i>	500,000	3/15/1999	
242 Valley Village -2	Sunland	<i>Los Angeles</i>	485,000	8/3/2007	209,207
243 Venice Family Clinic	Venice	<i>Los Angeles</i>	750,000	7/8/2010	
244 Victor Treatment Centers, Inc. -1	Rialto	<i>San Bernardino</i>	237,500	3/5/2010	
245 Victor Treatment Centers, Inc. -2	Chico	<i>Butte</i>	517,000	12/29/2010	
246 Vista Community Clinic -1	Vista	<i>San Diego</i>	400,000	5/28/2003	
247 Vista Community Clinic -2	Vista	<i>San Diego</i>	750,000	10/7/2011	528,698
248 VTC Enterprises	Santa Maria	<i>Santa Barbara</i>	750,000	5/27/2011	504,902
249 West County Health Centers, Inc.	Guerneville	<i>Sonoma</i>	212,000	5/3/2005	
250 Western Institute Foundation (now known as Community Care For Adults - 1)	Oceanside	<i>San Diego</i>	300,000	12/30/1996	
251 Willits Hospital, Inc.	Willits	<i>Mendocino</i>	400,000	12/21/2001	
252 Wilmington Community Clinic	Wilmington	<i>Los Angeles</i>	500,000	12/24/1998	
253 Women's Recovery Assoc. of San Mateo County, Inc. [merged with HealthRIGHT 360]	San Mateo	<i>San Mateo</i>	684,000	5/29/2008	338,241
254 Yolo Community Care Continuum	Woodland	<i>Yolo</i>	407,000	3/15/2006	136,893
255 Yolo Family Service Agency -1	Davis	<i>Yolo</i>	180,000	6/30/1999	
256 Yolo Family Service Agency -2	Woodland	<i>Yolo</i>	235,000	11/30/2001	
257 Yolo Family Service Agency -3	Woodland	<i>Yolo</i>	320,000	2/7/2006	
258 Yolo Family Service Agency -4	Woodland	<i>Yolo</i>	190,000	6/6/2016	171,859
259 Yolo Family Service Agency -5	Woodland	<i>Yolo</i>	200,000	9/29/2016	98,308
260 Youth Connection of Ventura County [The] (dba Casa Pacifica)	Camarillo	<i>Ventura</i>	500,000	12/21/2005	

* Shingletown Medical Center, Inc. - 1 (\$300,000) and 2 (\$109,000) were combined and the repayment schedule was restructured per loan 3 (\$409,000).

[See attached for
Map of Locations](#)



Total Loans Completed: \$ 104,398,842

Total Number of Loans: 260

Total Outstanding Principal: \$ 29,317,155

Total Outstanding Loans for 85 borrowers: 96

California Health Facilities Financing Authority

HELP II Loan Program (As of December 31, 2016)

