



CALIFORNIA HEALTH FACILITIES FINANCING AUTHORITY

HEALTHCARE EXPANSION

LOAN PROGRAM II

(HELP II Loan Program)

2017 ANNUAL REPORT

California Health Facilities Financing Authority

HELP II LOAN PROGRAM 2017 ANNUAL REPORT

Portfolio Details	<u>PAGE</u>
• Recent Activity	1
• Financial Summary	3
• Types of Projects and Facilities Financed	4
• Geographic Locations	5
• Borrower Listing	6
• Map of Financings	12

CALIFORNIA HEALTH FACILITIES FINANCING AUTHORITY
HELP II LOAN PROGRAM
2017 Annual Report

Summary of Calendar Year 2017 Activity

LOANS CLOSED = 6 Loans

Facility	Location (City, County)		Loan Amount (\$)	Use of Loan Proceeds	Interest Rate	Loan Closed
1 Friends of S. Central Los Angeles Regional Center for Developmenta	Compton	Los Angeles	464,444	Real Property	2%	12/22/2017
2 Friends of S. Central Los Angeles Regional Center for Developmenta	Compton	Los Angeles	379,050	Real Property	2%	12/21/2017
3 Interim, Inc. -3	Marina	Monterey	1,000,000	Construction	2%	3/20/2017
4 Petaluma Health Center, Inc. -1	Petaluma	Sonoma	1,800,000	Construction	2%	7/26/2017
5 Petaluma Health Center, Inc. -2	Petaluma	Sonoma	200,000	Equipment	2%	7/26/2017
6 TLC Child & Family Services	Santa Rosa	Sonoma	675,000	Real Property	2%	5/10/2017

Total Loans Closed: \$ 4,518,494

LOANS CURRENTLY PENDING = 4 loans

Facility	Location (City, County)		Loan Amount (\$)	Use of Loan Proceeds	Interest Rate	Resolution Approved	Est. Closing
1 Mendocino Coast Health Care District	Fort Bragg	Mendocino	1,500,000	Construction	2%	4/27/2017	TBD *
2 Mountain Communities Healthcare District dba Trinity Hospital	Weaverville	Trinity	1,500,000	Construction	2%	4/27/2017	TBD *
3 Contra Costa ARC	Martinez	Contra Costa	1,200,000	Real Property	2%	12/7/2017	Jan. 2018 *
4 Creative Alternative for Learning and Living, Inc.	Atascadero	San Luis Obispo	385,000	Refinance	3%	12/7/2017	Feb. 2018 *

Total Loans Currently Pending: \$ 4,585,000

- * 1. - Resolution to expire; Mendocino Coast HCD to re-apply for loan
- * 2. - Resolution to expire; Mountain Communities CHD dba Trinity Hospital to re-apply
- * 3. - Loan closed in January 2018
- * 4. - Loan closed in February 2018

LOANS PAID IN FULL = 9 loans

Facility	Location (City, County)		Loan Amount (\$)	Use of Loan Proceeds	Interest Rate	Final Payment	Status
1 Foothill Health Center - 1	San Jose	Santa Clara	570,000	Renovate/ Equipment	3%	30-Oct-17	pre-payment
2 Foothill Health Center -2	San Jose	Santa Clara	550,000	Equipment	3%	30-Oct-17	pre-payment
3 Golden Valley Health Center	Los Banos	Merced	400,000	Construction	3%	5-Jun-17	maturity
4 Los Angeles Free Clinic dba The Saban Free Clinic	Los Angeles	Los Angeles	400,000	Refinance	3%	3-Feb-17	maturity
5 Plumas Hospital District	Quincy	Plumas	1,500,000	Working Cap	2%	28-Aug-17	pre-payment
6 Redwoods Rural Health Center, Incorporated	Redway	Humboldt	573,000	Refinance	3%	9-Nov-17	pre-payment
7 Santa Barbara Neighborhood	Santa Barbara	Santa Barbara	400,000	Refinance	3%	5-Sep-17	maturity
8 Tikvah - Etta and Lazear Israel Center... -2	North Hollywood	Los Angeles	481,000	Refinance	3%	1-Feb-17	pre-payment
9 Valley Health Team	San Joaquin	Fresno	400,000	Construction	3%	23-Mar-17	maturity

Total Paid in Full: \$ 5,274,000

CALIFORNIA HEALTH FACILITIES FINANCING AUTHORITY
HELP II LOAN PROGRAM
2017 Annual Report

Summary of Calendar Year 2017 Activity

POTENTIAL LOANS IN 2017

Facility	Location (City, County)		Proposed Loan Amount (\$)	Proposed Use of Loan Proceeds	Proposed Interest Rate	Application Received	Prior HELP II Borrower
1 South Central Los Angeles Regional Center	Compton	Los Angeles	1,500,000	Real Property	2%	Yes Closed 12/2017	No
2 Palm Drive Health Care District	Sebastopol	Sonoma	1,000,000	Construction	2%	No	No
3 Bucklew Programs	San Rafael	Marin	TBD	Refinance	3%	No	Yes, existing
4 Strategies for Change	Sacramento	Sacramento	825,000	Refinance	3%	No	Yes, existing
5 Mendocino Coast Health Care District	Fort Bragg	Mendocino	1,500,000	Renovations	2%	Yes **	No
6 Community Bridges	Aptos	Santa Cruz	1,500,000	Real Property/ Renovation	2%	No	No
7 Creative Alternative for Learning & Living, Inc.	Atascadero	San Luis Obispo	387,000	Refinance	3%	Yes**	Yes, existing
8 Humbolt Senior Resource Center, Inc.	Eureka	Humboldt	1,000,000	Refinance	3%	No	Yes, existing
9 Twilight Haven (Fresno, CA)	Fresno	Fresno	1,500,000	Refinance/ Renovation	3% / 2%	No	No
10 Planned Parenthood - Pasadena	Altadena	Los Angeles	1,025,000	Real Property/ Renovation	2%	No	No
11 Mayers Memorial Hospital District	Fall Rivers Mills	Shasta	1,500,000	Construction/ Equipment	2%	No	Yes, existing
12 Contra Costa ARC	Concord	Contra Costa	1,200,000	Real Property	2%	Yes **	Yes, existing
13 Encompass Community Services	Santa Cruz	Santa Cruz	1,500,000	Real Property/ Construction	2%	Yes **	No

Total - Proposed Loan Amounts (Where Known): \$ 14,437,000

** 5. - 2017 Resolution to expire; Mendocino Coast HCD re-applied - Agenda April 2018

** 7. - Loan closed in February 2018

** 12. - Loan closed in January 2018

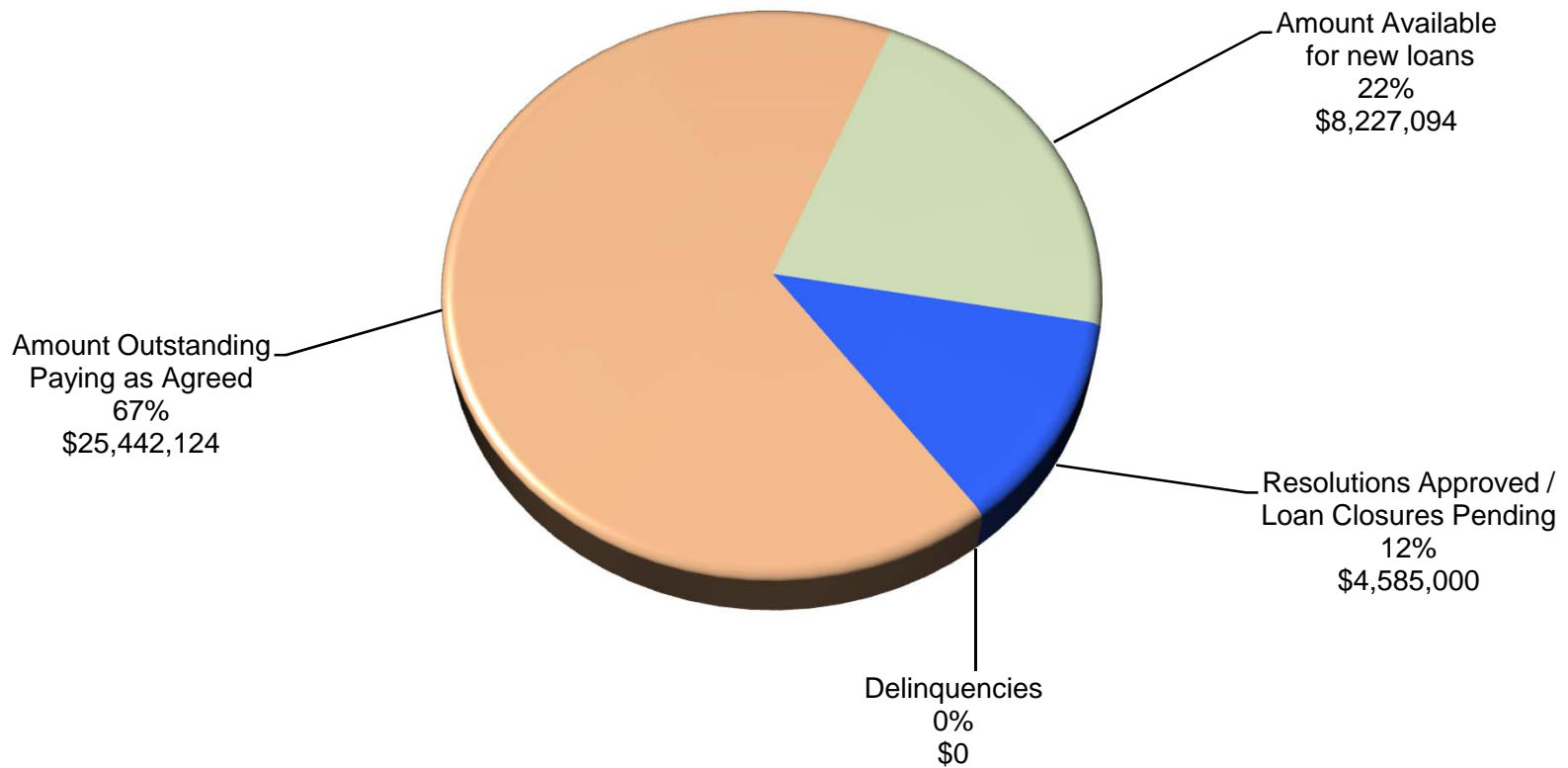
** 13. - Applied - Agenda April 2018

**California Health Facilities Financing Authority
HELP II LOAN PROGRAM**

As of December 31, 2017

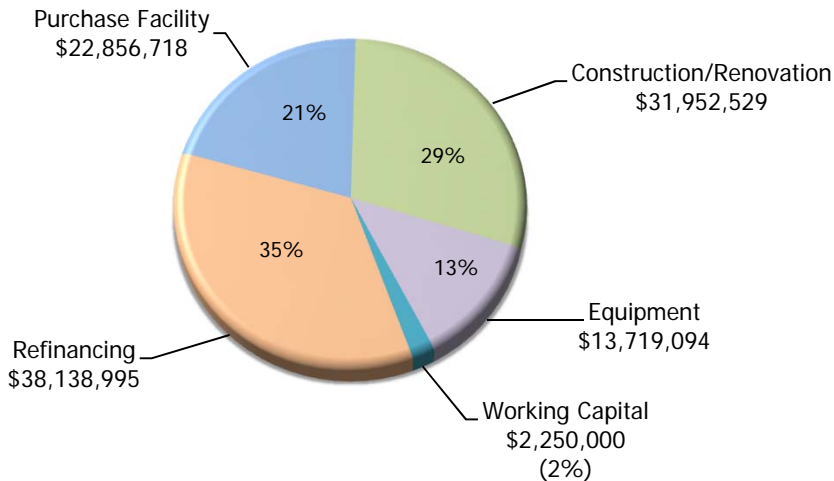
Fund Balance \$12,812,094

FINANCIAL SUMMARY

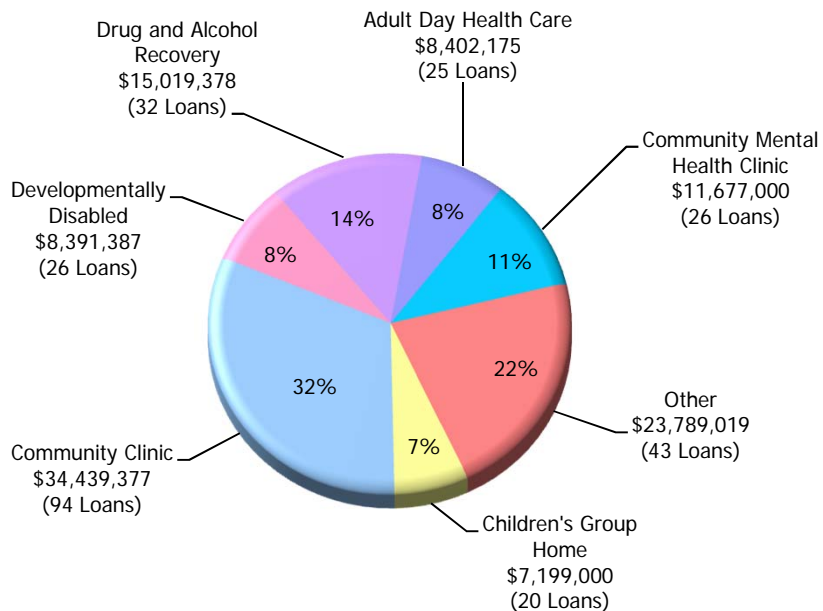


May 1, 1995 to December 31, 2017
Total Financings = \$108,917,336
(266 loans made to 177 facilities)

California Health Facilities Financing Authority
HELP II LOAN PROGRAM
 As of December 31, 2017
 Total Loans Funded -- \$ 108,917,336



Types of Projects Financed
By Dollar Volume



Types of Facilities Financed
(266 Loans*)
[% By Dollar Volume]

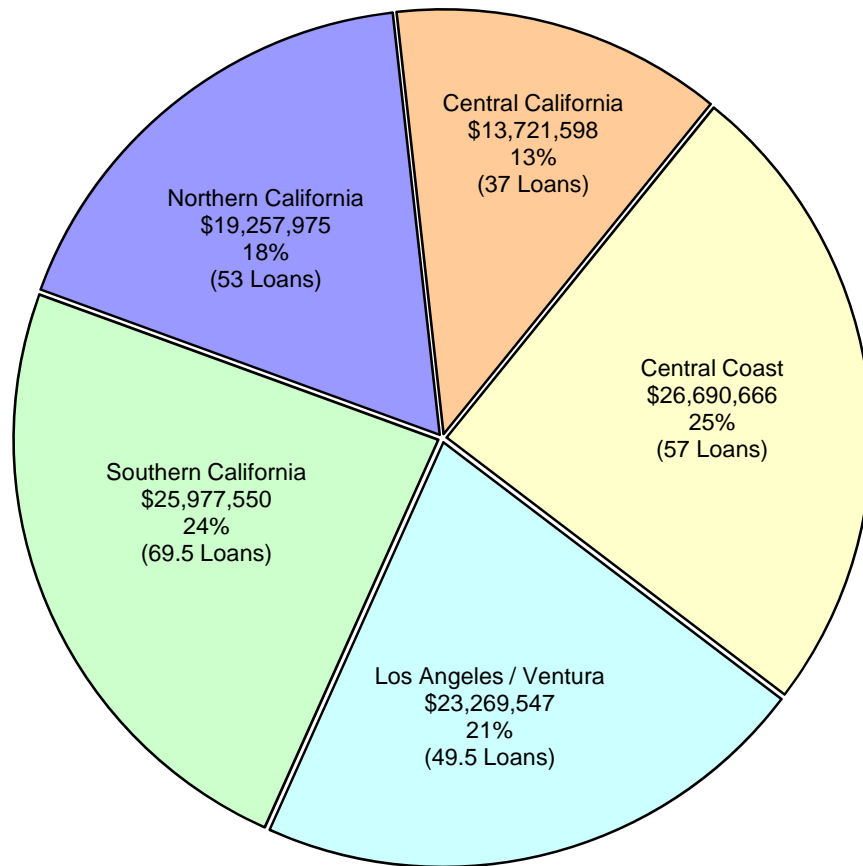
Other:

- Acute Care Hospital & Skilled Nursing Facility - \$454,000
- Acute Care Hospital (8) - \$2,945,788
- Acute Psychiatric Hospital (2) - \$776,000
- Adult Day Care Center - \$1,244,000
- Adult Residential - \$650,000
- Adult Transitional Program (3) - \$2,268,000
- Chronic Dialysis Clinic - \$300,000
- Community Care (2) - \$1,400,000
- Community Clinic/Adult Day Health Ctr - \$400,000
- Community Mental Health/Work Activity Prog. - \$750,000
- Community Work Activity Program (3) - \$1,323,000
- Group Home (4) - \$1,581,352
- Group Home/Foster Family Agency (2) - \$1,844,753
- Health Care District (6) - \$4,396,500
- Helicopter Medical Evacuation Firm - \$30,626
- Native American Health Clinic - \$400,000
- Residential Facility - \$1,500,000
- Retirement Center (2) - \$800,000
- Skilled Nursing Facility - \$725,000

* For a complete listing of all loans, see pages 6 - 11.

California Health Facilities Financing Authority
HELP II LOAN PROGRAM
 As of December 31, 2017

HELP II Loans by Geographic Locations
 Total Loans Funded -- \$108,917,336



Northern:

The counties of Butte, El Dorado, Humboldt, Lassen, Mendocino, Modoc, Nevada, Placer, Plumas, Shasta, Sutter, Trinity, and Yuba.

* **No loans** - Colusa, Del Norte, Glenn, Lake, Sierra, Siskiyou, and Tehama

Central:

The counties of Amador, Calaveras, Fresno, Kings, Madera, Merced, Sacramento, San Joaquin, Stanislaus, Tulare, and Yolo.

* **No loans** - Alpine, Inyo, Mariposa, Mono and Tuolumne

Central Coast:

The counties of Alameda, Contra Costa, Marin, Monterey, Napa, San Benito, San Francisco, San Mateo, Santa Clara, Santa Cruz, Solano, and Sonoma.

Los Angeles/Ventura:

The counties of Los Angeles and Ventura.

Southern California:

The counties of Kern, Orange, Riverside, San Bernardino, San Diego, San Luis Obispo, and Santa Barbara.

* **No loans** - Imperial

CALIFORNIA HEALTH FACILITIES FINANCING AUTHORITY
HELP II LOAN PROGRAM (December 31, 2017)

LOANS COMPLETED = 266 loans

	Facility	Location (City, County)		Loan Amount (\$)	Loan Closed	Outstanding Principal (\$)
1	A Broader Living Experience	San Rafael	Marin	235,435	2/6/1996	
2	Acacia Adult Day Services -1	Garden Grove	Orange	300,000	6/27/1997	
3	Acacia Adult Day Services -2	Cypress	Orange	400,000	1/30/2003	
4	Adult Day Health Care of Mad River	Arcata	Humboldt	300,000	3/29/2000	
5	Advent Group Ministries, Inc. - 1	Morgan Hill	Santa Clara	400,000	1/27/2005	
6	Advent Group Ministries, Inc. - 2	Morgan Hill/ San Jose	Santa Clara	430,000	6/30/2016	387,975
7	Aldea, Inc. -1	Napa	Napa	255,000	3/7/2000	
8	Aldea, Inc. -2	Napa	Napa	236,000	11/7/2007	
9	Aldea, Inc. -3	Vallejo	Solano	339,000	11/7/2007	
10	Aldea, Inc. -4	Napa	Napa	780,000	4/28/2014	622,629
11	Aldersly	San Rafael	Marin	400,000	7/20/2004	
12	Alta Family Health Clinic, Inc.	Dinuba	Tulare	237,500	9/30/2002	
13	Alzheimer's Services of the East Bay, Inc. -3	Berkeley	Alameda	470,850	10/7/1998	
14	Alzheimer's Services of the East Bay, Inc. -4	Berkeley	Alameda	370,000	4/30/2008	
15	Anderson Valley Health	Boonville	Mendocino	300,000	1/11/1996	
16	Anka Behavioral Health, Inc.	Manteca	San Joaquin	750,000	6/30/2008	322,124
17	ARC of Amador & Calaveras (The) -1	Sutter Creek	Amador	188,000	4/30/1999	
18	ARC of Amador & Calaveras (The) -2	San Andreas	Calaveras	110,000	6/26/2002	
19	ARC of Amador & Calaveras (The) -3	Sutter Creek	Amador	150,000	2/7/2003	
20	ARC of Amador & Calaveras (The) -4	Sutter Creek	Amador	255,000	3/22/2006	
21	Asian-American Drug Abuse Program, Inc. -1	Los Angeles	Los Angeles	340,000	5/16/2003	16,272
22	Asian-American Drug Abuse Program, Inc. -2	Los Angeles	Los Angeles	461,700	7/6/2007	169,187
23	Asian Pacific Health Care Venture, Inc. -1	Los Angeles	Los Angeles	450,000	6/3/1999	
24	Asian Pacific Health Care Venture, Inc. -2	Los Angeles	Los Angeles	650,000	6/3/2009	321,428
25	Atascadero Committee for Education (Now known as Escuela del Rio - 1)	Atascadero	San Luis Obispo	131,000	5/12/1995	
26	Beverly Community Hospital Association	Montebello	Los Angeles	80,550	2/1/2001	
27	Bi-Bett	Vallejo	Solano	400,000	6/21/2004	
28	Bloss Memorial Healthcare District	Atwater	Merced	427,500	7/31/2008	
29	Bucklew Programs	Kentfield	Marin	650,000	3/19/2010	350,581
30	California Family Life Center -1	Valley Center	San Diego	320,000	4/13/2009	156,427
31	California Family Life Center -2	Valley Center	San Diego	346,700	8/26/2011	222,703
32	California Family Life Center -3	Hemet	Riverside	213,750	8/27/2014	176,258
33	California Shock Trauma Air Rescue	Hayward	Alameda	30,626	7/31/1996	
34	Canyon Acres Children and Family Services [merged with Seneca Family of Agencies]	Anaheim Hills	Orange	400,000	4/2/2004	
35	Casa Pacifica Centers for Children and Families -2	Camarillo	Ventura	515,000	12/30/2008	
36	Center for Recovery from Compulsivities, Inc. (The)	Whittier	Los Angeles	522,500	9/28/2011	335,444
37	Central City Community Health Center	Los Angeles	Los Angeles	722,000	5/19/2008	287,986
38	Central Coast Neurobehavior -1	San Luis Obispo	San Luis Obispo	295,000	2/26/1996	
39	Central Coast Neurobehavior -2	San Luis Obispo	San Luis Obispo	75,900	5/9/2001	
40	Central Coast Neurobehavior -3	Atascadero	San Luis Obispo	189,000	11/30/2001	
41	Chamberlain's Children Center, Inc.	Hollister	San Benito	400,000	7/18/2008	172,402
42	Chamberlain's Day Center, Inc.	Gilroy	Santa Clara	480,000	7/14/1998	
43	Chapa-De Indian Health Program	Grass Valley	Nevada	750,000	7/31/2008	
44	Chico Feminist Women's Health Center -1	Chico	Butte	213,750	2/8/2007	
45	Chico Feminist Women's Health Center -2	Chico	Butte	200,000	9/5/2007	

CALIFORNIA HEALTH FACILITIES FINANCING AUTHORITY
HELP II LOAN PROGRAM (December 31, 2017)

LOANS CLOSED (Continued)

	Facility	Location (City, County)		Loan Amount (\$)	Loan Closed	Outstanding Principal (\$)
46	Chico Feminist Women's Health Center -3	Sacramento	Sacramento	300,000	10/31/2013	58,417
47	Children's Clinic (The)	Long Beach	Los Angeles	400,000	11/16/2001	
48	Children's Treatment Center	Lemon Grove	San Diego	400,000	7/15/2002	
49	CLARE Foundation, Inc.	Los Angeles	Los Angeles	825,000	10/2/2013	
50	Coalition for Elders' Independence	Oakland	Alameda	400,000	2/26/2004	
51	Community Action Partnership of San Luis Obispo County	Arroyo Grande	San Luis Obispo	376,000	9/29/2009	190,181
52	Community Care For Adults - 2	Oceanside	San Diego	125,000	6/30/1997	
53	Community Health Systems, Inc.	Bloomington	San Bernardino	215,000	6/30/1999	
54	Community Hospital of Long Beach	Long Beach	Los Angeles	400,000	7/24/2003	
55	Community Research Foundation, Inc.	San Diego	San Diego	400,000	1/7/2005	
56	Consolidated Tribal Health Project, Inc. -1	Ukiah	Mendocino	300,000	10/22/1997	
57	Consolidated Tribal Health Project, Inc. -2	Redwood Valley	Mendocino	215,000	3/11/2003	
58	Contra Costa Association for Retarded Citizens, Inc. -1	Martinez	Contra Costa	400,000	6/15/2000	
59	Contra Costa Association for Retarded Citizens, Inc. -2	Concord/Richmond	Contra Costa	523,000	2/29/2008	213,362
60	Creative Alternative-Living-1	Atascadero	San Luis Obispo	180,500	12/29/1995	
61	Creative Alternative-Living-2	Atascadero	San Luis Obispo	119,500	5/8/1996	
62	Creative Alternative-Living-3	Atascadero	San Luis Obispo	214,000	7/20/2000	
63	Creative Alternative-Living-4	Atascadero	San Luis Obispo	220,000	1/29/2015	185,648
64	Crisis Support Services of Alameda County	Berkeley	Alameda	400,000	4/15/2003	13,708
65	Darin M. Camarena Health Centers., Inc.	Madera	Madera	70,810	7/31/1996	
66	Del Norte Clinics, Inc. -1	Yuba City	Sutter	376,000	5/23/2003	
67	Del Norte Clinics, Inc. -2	Olivehurst	Yuba	985,961	9/10/2007	
68	Desert Haven Enterprises -1	Lancaster	Los Angeles	400,000	5/28/2003	15,315
69	Desert Haven Enterprises -2	Lancaster	Los Angeles	665,000	11/30/2012	454,555
70	Didi Hirsch Psychiatric Service -1	Los Angeles	Los Angeles	400,000	6/27/2003	19,144
71	Didi Hirsch Psychiatric Service -2	Pacoima	Los Angeles	845,000	10/10/2013	649,850
72	Dientes! Community Dental Clinic	Santa Cruz	Santa Cruz	400,000	6/23/2004	51,194
73	Drug Abuse Alternatives Center	Santa Rosa	Sonoma	500,000	12/15/1997	
74	East Bay Agency for Children	Oakland	Alameda	400,000	4/15/2003	13,708
75	East L.A.-Citizens Assoc	Los Angeles	Los Angeles	147,250	12/12/1996	
76	East Valley Community Health Center, Inc.	West Covina	Los Angeles	750,000	11/30/2009	
77	Eastern Plumas Health Care District	Portola	Plumas	380,000	3/2/2009	
78	Eastfield Ming Quong, Inc.	San Jose	Santa Clara	844,753	8/31/2007	
79	Effort, Inc. (The) [now known as WellSpace Health]	Sacramento	Sacramento	447,360	2/14/2008	179,870
80	Eggleston Youth Centers, Inc.	Ontario/ Baldwin Park	San Bernardino / Los Angeles	1,000,000	10/7/2013	770,639
81	El Proyecto Del Barrio	Canoga Park	Los Angeles	360,092	6/30/1999	
82	Elizabeth Center for Cancer Detection (The)	Los Angeles	Los Angeles	40,000	7/27/2006	
83	Escuela del Rio - 2	Atascadero	San Luis Obispo	213,500	5/12/2000	
84	Escuela del Rio - 3	Atascadero	San Luis Obispo	124,058	6/29/2004	16,430
85	Escuela del Rio - 4	Atascadero	San Luis Obispo	400,000	7/10/2009	197,419
86	Family Care Network, Inc.	San Luis Obispo	San Luis Obispo	1,300,000	4/27/2016	1,208,784
87	Family HealthCare Network -1	Porterville	Tulare	300,000	9/4/1997	
88	Family HealthCare Network -2	Porterville	Tulare	750,000	2/26/2009	
89	Family Solutions, Inc. - 1	Santa Ana	Orange	256,500	5/29/1998	
90	Family Solutions, Inc. - 2	La Habra	Orange	234,650	8/25/1998	
91	Fellowship Homes (dba Casa de Modesto)	Modesto	Stanislaus	400,000	10/1/2002	
92	Foothill Health Center -1	San Jose	Santa Clara	570,000	3/27/2013	
93	Foothill Health Center -2	San Jose	Santa Clara	550,000	4/28/2015	
94	Fred Finch Youth Center	Oakland	Alameda	500,000	9/30/1998	

CALIFORNIA HEALTH FACILITIES FINANCING AUTHORITY
HELP II LOAN PROGRAM (December 31, 2017)

LOANS CLOSED (Continued)

	Facility	Location (City, County)		Loan Amount (\$)	Loan Closed	Outstanding Principal (\$)
95	Fresno Dialysis Clinic	Fresno	Fresno	300,000	4/20/2000	
96	Friends of S. Central Los Angeles Regional Center for Developmentally Disabled Persons-1	Compton	Los Angeles	464,444	12/22/2017	464,444
97	Friends of S. Central Los Angeles Regional Center for Developmentally Disabled Persons-2	Compton	Los Angeles	379,050	12/21/2017	379,050
98	Futures Explored -1	Livermore	Alameda	403,000	12/28/2007	297,128
99	Futures Explored -2	Livermore	Alameda	347,000	12/28/2007	
100	Gardner Health Center	San Jose	Santa Clara	300,000	5/20/1997	
101	Gateways Hospital and Mental Health Center -1	Los Angeles	Los Angeles	150,000	2/13/2004	
102	Gateways Hospital and Mental Health Center -2	Los Angeles	Los Angeles	626,000	11/20/2012	447,347
103	Golden Valley Health Centers	Los Banos	Merced	400,000	6/28/2002	
104	Hanna's House	Orange	Orange	309,000	10/5/2000	
105	Hart Community Homes, Inc.	Orange	Orange	332,400	2/7/2002	
106	Health For All, Inc.	Sacramento	Sacramento	158,000	4/1/1997	
107	Henry Ohlhoff House	Novato	Marin	400,000	7/15/2004	
108	Hill Country Community Clinic - 2	Round Mountain	Shasta	250,000	5/3/2002	
109	Home Ownership for Personal Empowerment, Inc.	Torrance	Los Angeles	1,500,000	12/29/2016	1,443,561
110	Horizon Services, Inc.	Hayward	Alameda	925,000	8/31/2007	263,556
111	Humboldt Senior Resource Center, Inc. -1	Fortuna	Humboldt	265,000	3/12/1999	
112	Humboldt Senior Resource Center, Inc. -2	Eureka	Humboldt	750,000	7/27/2007	272,852
113	Huntington Beach Community Clinic	Huntington Beach	Orange	357,100	1/31/2002	
114	Imperial Beach Community Clinic	Imperial Beach	San Diego	300,000	1/4/2002	
115	Innovative Health Care Services	Chico	Butte	400,000	6/30/2004	141,436
116	Instituto Familiar de la Raza, Inc. - 1	San Francisco	San Francisco	300,000	5/23/1997	
117	Instituto Familiar de la Raza, Inc. - 2	San Francisco	San Francisco	200,000	7/17/1998	
118	Interim, Inc. -1	Monterey	Monterey	500,000	7/1/1997	
119	Interim Inc. -2	Salinas	Monterey	750,000	6/27/2012	174,212
120	Interim, Inc. -3	Marina	Monterey	1,000,000	3/20/2017	55,676
121	Jessie Hopkins Hinchee Foundation	Santa Barbara	Santa Barbara	345,000	6/26/1998	
122	JWCH Institute, Inc.	Los Angeles	Los Angeles	750,000	3/5/2009	358,090
123	Kern Bridges Youth Homes, Inc.	Bakersfield	Kern	319,000	2/23/2001	
124	Kids & Familites Together -1	Ventura	Ventura	440,000	9/29/2015	386,415
125	Kings Rehabilitation Center, Inc.	Hanford	Kings	750,000	4/3/2012	
126	La Maestra Family Clinic, Inc.	El Cajon	San Diego	400,000	4/15/2003	13,495
127	Last Frontier Healthcare District (The)	Alturas	Modoc	750,000	12/28/2010	
128	LifeLong Medical Care, Inc.	Berkeley	Alameda	1,000,000	6/27/2013	
129	Livingston Community Health Services - 1	Livingston	Merced	300,000	12/15/1995	
130	Livingston Community Health Services - 2	Livingston	Merced	212,500	11/21/1997	
131	Long Valley Health Center	Laytonville	Mendocino	300,000	6/30/1995	
132	Lomi School Foundation -1	Santa Rosa	Sonoma	750,000	8/19/2010	433,404
133	Lomi School Foundation -2	Santa Rosa	Sonoma	230,000	9/30/2015	202,813
134	Lomi School Foundation - 3	Santa Rosa	Sonoma	100,000	1/29/2016	92,405
135	Los Angeles Centers/Alcohol & Drug	Santa Fe Springs	Los Angeles	200,000	4/22/1996	
136	Los Angeles Free Clinic (The)	Los Angeles	Los Angeles	400,000	2/1/2002	
137	Mayers Memorial Hospital District	Fall River Mills	Shasta	685,310	3/12/2013	48,950
138	Mendocino Coast Clinics - 1	Fort Bragg	Mendocino	26,000	11/22/1996	
139	Mendocino Coast Clinics - 2	Fort Bragg	Mendocino	70,000	7/16/1999	
140	Mendocino Coast Clinics, Inc. -3	Fort Bragg	Mendocino	475,000	9/26/2008	213,156
141	Mendocino Community Health Clinic	Ukiah	Mendocino	100,000	5/1/1995	
142	Mental Health Systems Inc.	Escondido	San Diego	487,917	8/31/2007	178,794

CALIFORNIA HEALTH FACILITIES FINANCING AUTHORITY
HELP II LOAN PROGRAM (December 31, 2017)

LOANS CLOSED (Continued)

	Facility	Location (City, County)		Loan Amount (\$)	Loan Closed	Outstanding Principal (\$)
143	Mentally and Educationally Retarded Citizens, Inc. (M.E.R.C.I.) -1	Monterey Park	Los Angeles	500,000	2/26/2013	
144	Mentally/Educationally Retarded Citizens, Inc., (M.E.R.C.I.) -2	Monterey Park	Los Angeles	900,000	7/30/2015	
145	Momentum for Mental Health	San Jose	Santa Clara	440,000	6/29/2009	
146	National Health Services, Inc. -1	Shafter	Kern	400,000	10/4/2002	
147	National Health Services, Inc. -2	Tehachapi	Kern	300,000	11/8/2006	
148	NCI Affiliates, Inc.	Paso Robles	San Luis Obispo	745,000	5/14/2009	368,407
149	Neighborhood Healthcare -1	El Cajon	San Diego	400,000	9/3/2002	
150	Neighborhood Healthcare -2	Escondido	San Diego	450,000	8/7/2007	164,900
151	Neighborhood House of North Richmond	Richmond	Contra Costa	400,000	7/15/2003	
152	Nevada County Council on Alcoholism, Incorporated (Now known as Community Recovery Resources)	Grass Valley	Nevada	270,000	3/18/2005	52,096
153	North County Health Project	San Marcos	San Diego	300,000	10/17/1996	
154	North County Serenity House, Inc. -1	Escondido	San Diego	550,000	6/27/2008	234,043
155	North County Serenity House, Inc. -2	Escondido	San Diego	200,000	6/27/2008	85,105
156	Northcountry Clinic - 1 (Now associated with Open Door Community Hlth Ctrs)	Arcata	Humboldt	70,000	5/18/1995	
157	Northcountry Clinic - 2 (Now associated with Open Door Community Hlth Ctrs)	Arcata	Humboldt	110,000	7/31/1998	
158	Northeastern Rural Health Clinics -1	Susanville	Lassen	300,000	12/27/1996	
159	Northeastern Rural Health Clinics -2	Westwood	Lassen	142,200	9/6/2002	
160	Northern California INALLIANCE	Sacramento	Sacramento	400,000	4/4/2002	
161	Occidental Area Health Center (Associated with West County Health Centers, Inc.)	Occidental	Sonoma	300,000	9/18/1998	
162	Odd Fellow-Rebekah Children's Home of California	Gilroy	Santa Clara	425,000	8/19/2010	
163	Ojai Valley Community Hospital Foundation (Associated with Commy Memorial Hlth System)	Ojai	Ventura	400,000	12/10/2003	
164	OPARC -1	Montclair	San Bernardino	400,000	8/13/2003	27,246
165	OPARC -2	Montclair / Upland	San Bernardino	822,700	4/24/2015	701,169
166	Open Door Community Health Centers -1	Eureka	Humboldt	360,000	5/21/2004	43,705
167	Open Door Community Health Centers -2	Eureka	Humboldt	491,000	7/15/2009	248,348
168	Operation Samahan, Inc. -1	National City	San Diego	250,000	7/26/2002	
169	Operation Samahan, Inc. -2	National City	San Diego	500,000	8/27/2008	206,644
170	Operation Samahan, Inc. -3	National City	San Diego	350,000	8/3/2012	234,297
171	Operation Samahan, Inc. -4	National City	San Diego	222,000	4/29/2014	159,099
172	Orange County ARC -1	Anaheim	Orange	274,000	6/28/2001	
173	Orange County ARC -2	Anaheim	Orange	400,000	5/17/2002	
174	Orange County ARC -3	Anaheim	Orange	400,000	4/7/2005	77,179
175	Pediatric & Family Medical Center	Los Angeles	Los Angeles	400,000	9/8/2003	
176	Petaluma Health Center, Inc. -1	Petaluma	Sonoma	1,800,000	7/26/2017	1,268,832
177	Petaluma Health Center, Inc. -2	Petaluma	Sonoma	200,000	7/26/2017	9,364
178	Planned Parenthood Golden Gate	Oakland	Alameda	400,000	3/12/2003	
179	Plumas Hospital District	Quincy	Plumas	1,500,000	8/17/2016	
180	Potter Valley Comm Health	Potter Valley	Mendocino	60,000	4/18/1996	
181	Progress House, Inc. -1	Alta	Placer	375,250	9/4/1998	
182	Progress House, Inc. -2	Coloma	El Dorado	560,300	2/28/2008	264,317
183	Prototypes, A Center for Innovation...	Oxnard	Ventura	500,000	10/15/1998	
184	Redwood Coast Medical Services, Inc.	Gualala	Mendocino	434,405	5/20/1998	
185	Redwoods Rural Health Center, Incorporated	Redway	Humboldt	573,000	12/30/2010	
186	Respite Inn (The)	Concord	Costa Costa	75,000	8/8/2011	47,779
187	Sacramento Recovery House, Inc.	Sacramento	Sacramento	618,000	8/30/2013	391,615
188	Safe Refuge (formerly Substance Abuse Foundation of Long Beach Inc. - 3)	Long Beach	Los Angeles	1,000,000	9/15/2016	937,306

CALIFORNIA HEALTH FACILITIES FINANCING AUTHORITY
HELP II LOAN PROGRAM (December 31, 2017)

LOANS CLOSED (Continued)

	Facility	Location (City, County)		Loan Amount (\$)	Loan Closed	Outstanding Principal (\$)
189	Samaritan House	San Mateo	San Mateo	477,000	1/29/2009	218,341
190	Samuel Dixon Family Health Center, Inc.	Val Verde	Los Angeles	120,000	12/16/2002	
191	Sanctuary House of Santa Barbara, Inc. -1	Santa Barbara	Santa Barbara	400,000	7/2/2004	
192	Sanctuary House of Santa Barbara, Inc. -2	Santa Barbara	Santa Barbara	950,000	10/30/2012	679,419
193	Santa Barbara Neighborhood Clinics	Santa Barbara	Santa Barbara	400,000	10/30/2002	
194	Santa Cruz Women's Health Center -1	Santa Cruz	Santa Cruz	434,150	10/8/1997	6,124
195	Santa Cruz Women's Health Center -2	Santa Cruz	Santa Cruz	530,000	7/20/2011	48,535
196	Selma Community Hospital, Inc.	Selma	Fresno	324,428	5/31/2002	
197	Seneca Health Care District -1	Chester	Plumas	750,000	1/13/2011	42,263
198	Seneca Health Care District -2	Chester	Plumas	400,000	1/27/2015	99,806
199	Seneca Residential and Day Treatment Center for Children	San Leandro	Alameda	151,852	7/14/2004	21,316
200	Senior Citizens Fndn of W. Nevada County - 1	Grass Valley	Nevada	100,000	8/20/1997	
201	Senior Citizens Fndn of W. Nevada County - 2	Grass Valley	Nevada	393,000	5/10/1999	
202	Sequoia Community Health Foundation -1	Fresno	Fresno	400,000	9/26/2003	
203	Sequoia Community Health Foundation -2	Fresno	Fresno	430,000	4/30/2008	
204	Shasta Community Health Center -1	Shasta Lake	Shasta	379,000	7/27/2009	191,699
205	Shasta Community Health Center -2	Shasta Lake	Shasta	371,000	2/22/2010	
206	Shingletown Medical Center, Inc. - 1	Shingletown	Shasta	*	10/30/1996	
207	Shingletown Medical Center, Inc. - 2	Shingletown	Shasta	*	5/29/1998	
208	Shingletown Medical Center, Inc. - 3	Shingletown	Shasta	409,000	7/1/1999	
209	Shingletown Medical Center, Inc. - 4	Shingletown	Shasta	60,000	8/21/2003	
210	Shingletown Medical Center, Inc. - 5	Shingletown	Shasta	250,000	9/6/2013	179,089
211	Sierra Recovery Center	South Lake Tahoe	El Dorado	356,250	1/31/2002	
212	Sierra Tribal Consortium, Inc.	Fresno	Fresno	395,500	3/24/2000	
213	Sierra View Homes	Reedley	Fresno	725,000	6/16/2009	358,516
214	Six Rivers Planned Parenthood -1	Eureka	Humboldt	93,049	8/21/1996	
215	Six Rivers Planned Parenthood -2	Eureka	Humboldt	245,000	4/27/2009	
216	Six Rivers Planned Parenthood -3	Eureka	Humboldt	196,500	4/27/2011	
217	Social Science Services, Inc.	Bloomington	San Bernardino	722,000	1/30/2008	290,295
218	South Bay Alcoholism Services - 1	Long Beach	Los Angeles	77,000	4/30/1996	
219	South Bay Alcoholism Services - 2	Torrance	Los Angeles	250,000	10/24/1997	
220	South Bay Alcoholism Services - 3	Torrance	Los Angeles	65,000	6/25/1999	
221	South County Senior Services, Inc. - 1	San Clemente	Orange	92,375	12/31/1996	
222	South County Senior Services, Inc. - 2	Laguna Hills	Orange	410,000	8/18/1998	
223	Southern Humboldt Community Health Care District	Garberville	Humboldt	569,000	1/31/2011	336,303
224	Southern Indian Health Council, Inc.	Campo	San Diego	400,000	2/25/2004	40,414
225	Strategies for Change	Sacramento	Sacramento	750,000	10/12/2007	380,479
226	Substance Abuse Foundation of Long Beach -1	Long Beach	Los Angeles	400,000	1/26/2004	
227	Substance Abuse Foundation of Long Beach -2	Long Beach	Los Angeles	453,961	4/20/2011	
228	Tehachapi Valley Healthcare District	Tehachapi	Kern	275,500	5/22/2002	
229	Thessalonika Family Services, Inc. -1	Temecula	Riverside	500,000	4/22/1999	
230	Thessalonika Family Services, Inc. -2	Temecula	Riverside	240,000	9/30/2008	107,700
231	Thessalonika Family Services, Inc. -3	Temecula	Riverside	260,000	9/30/2008	116,676
232	Tikvah - Etta and Lazear Israel Center... -1	North Hollywood	Los Angeles	375,000	1/31/2002	
233	Tikvah - Etta and Lazear Israel Center... -2	North Hollywood	Los Angeles	481,000	5/30/2007	
234	TLC Child & Family Services	Santa Rosa	Sonoma	675,000	5/10/2017	661,204
235	Transitions - Mental Health Association -1	San Luis Obispo	San Luis Obispo	400,000	11/30/2000	
236	Transitions - Mental Health Association -2	San Luis Obispo	San Luis Obispo	518,000	4/12/2012	351,765
237	Trinity Hospital	Weaverville	Trinity	454,000	8/19/1998	
238	Triple L Group Homes	Ramona	San Diego	327,000	5/31/2001	

Shaded Row = Borrower's loan is no longer outstanding.

CALIFORNIA HEALTH FACILITIES FINANCING AUTHORITY
HELP II LOAN PROGRAM (December 31, 2017)

LOANS CLOSED (Continued)

	Facility	Location (City, County)		Loan Amount (\$)	Loan Closed	Outstanding Principal (\$)
239	Tulare Community Health Clinic	Tulare	<i>Tulare</i>	240,000	3/25/2002	
240	Tulare Youth Service Bureau, Incorporated	Tulare	<i>Tulare</i>	500,000	3/31/1998	
241	Tulare Youth Service Bureau, Incorporated -2	Tulare	<i>Tulare</i>	500,000	12/7/2006	
242	Ukiah Valley Association for Habilitation	Ukiah	<i>Mendocino</i>	494,000	6/20/2014	380,130
243	Urban Indian Health Board	Oakland	<i>Alameda</i>	400,000	1/17/2003	
244	URDC Human Services Corporation	Pasadena	<i>Los Angeles</i>	60,000	6/29/2001	
245	Valley Community Clinic	North Hollywood	<i>Los Angeles</i>	50,000	9/30/1998	
246	Valley Health Team, Inc	San Joaquin	<i>Fresno</i>	400,000	4/30/2002	
247	Valley Village -1	Canoga Park	<i>Los Angeles</i>	500,000	3/15/1999	
248	Valley Village -2	Sunland	<i>Los Angeles</i>	485,000	8/3/2007	177,726
249	Venice Family Clinic	Venice	<i>Los Angeles</i>	750,000	7/8/2010	
250	Victor Treatment Centers, Inc. -1	Rialto	<i>San Bernardino</i>	237,500	3/5/2010	
251	Victor Treatment Centers, Inc. -2	Chico	<i>Butte</i>	517,000	12/29/2010	
252	Vista Community Clinic -1	Vista	<i>San Diego</i>	400,000	5/28/2003	
253	Vista Community Clinic -2	Vista	<i>San Diego</i>	750,000	10/7/2011	481,764
254	VTC Enterprises	Santa Maria	<i>Santa Barbara</i>	750,000	5/27/2011	461,271
255	West County Health Centers, Inc.	Guerneville	<i>Sonoma</i>	212,000	5/3/2005	
256	Western Institute Foundation (now known as Community Care For Adults - 1)	Oceanside	<i>San Diego</i>	300,000	12/30/1996	
257	Willits Hospital, Inc.	Willits	<i>Mendocino</i>	400,000	12/21/2001	
258	Wilmington Community Clinic	Wilmington	<i>Los Angeles</i>	500,000	12/24/1998	
259	Women's Recovery Assoc. of San Mateo County, Inc. [merged with HealthRIGHT 360]	San Mateo	<i>San Mateo</i>	684,000	5/29/2008	283,058
260	Yolo Community Care Continuum	Woodland	<i>Yolo</i>	407,000	3/15/2006	106,861
261	Yolo Family Service Agency -1	Davis	<i>Yolo</i>	180,000	6/30/1999	
262	Yolo Family Service Agency -2	Woodland	<i>Yolo</i>	235,000	11/30/2001	
263	Yolo Family Service Agency -3	Woodland	<i>Yolo</i>	320,000	2/7/2006	
264	Yolo Family Service Agency -4	Woodland	<i>Yolo</i>	190,000	6/6/2016	163,019
265	Yolo Family Service Agency -5	Woodland	<i>Yolo</i>	200,000	9/29/2016	88,903
266	Youth Connection of Ventura County [The] (dba Casa Pacifica)	Camarillo	<i>Ventura</i>	500,000	12/21/2005	

* Shingletown Medical Center, Inc. - 1 (\$300,000) and 2 (\$109,000) were combined and the repayment schedule was restructured per loan 3 (\$409,000).

See attached for
Map of Locations



Total Loans Completed: \$ 108,917,336

Total Number of Loans: 266

Total Outstanding Principal: \$ 25,440,555

Total Outstanding Loans for 72 borrowers: 93

California Health Facilities Financing Authority

HELP II Loan Program (As of December 31, 2017)

