

***Charter
School
Facility
Grant
Program***

2020-21

***Annual
Funding
Report***






Table of Contents

Introduction	2
Program Background	2
Regulation Changes	3
2020-21 Program Award Breakdown.....	4
Foster Youth and Homeless	6
English Learners	6
Funding per County	6
Funding per Region	8
Related Party and Conflict-of-Interest Vetting.....	11
New Reporting Requirement	11
2020-21 Over-subscription.....	12
Conclusion	12
Addendum – 2020-21 Awardees	13

Introduction

Pursuant to California Education Code (EC) 47614.5(h), the California School Finance Authority (CSFA or Authority) is required to present fund details of the Charter School Facility Grant Program (Program) each fiscal year. Given the nature of the Program's funding cycle, CSFA is reporting on the Program updates and highlights for the 2020-21 Funding Round as disbursements for each Funding Round are often made across fiscal years.

Program Background

Senate Bill 740, authored by Senator Jack O'Connell in 2002, established the Charter School Facility Grant Program (Program). Given that Senate Bill 740 created the Program, it is commonly referred to as the "SB740 Program," as well as the Charter School Facility Grant Program. From its enactment in 2002 through 2012-13, the California Department of Education (CDE) administered the Program. In the Governor's 2013-14 Budget, the Program's administration was transferred from CDE to the California School Finance Authority (CSFA). The Program provides grants to offset annual on-going facility costs for charter schools serving a high percentage of students eligible for free or reduced-price meals (FRPM) or for charter schools located within a public elementary school boundary that meets the FRPM criteria.

Prior to the 2016-17 Funding Round, the Program was typically undersubscribed, which resulted in the Authority not awarding the entire annual apportionment. Subsequently, the California Department of Finance (DOF) implemented a significant programmatic change and reduced the FRPM program eligibility threshold from 70% to 55%. Since this change went into effect, the number of Program applicants, along with the percentage of funding disbursed, has steadily risen. The chart below provides historical information related to Program apportionments, amounts awarded to schools, the number of applicants as well as the percentage of funding disbursed to schools.

<i>History of Apportionments, Awards, and Distribution Allocation for the Charter School Facility Grant Program</i>				
Fiscal Year	State Budget Appropriation	Funds Awarded	Percentage of State Budget Appropriation Disbursed	School Awardees
2011-2012*	\$76,509,000	\$5,166,452	6.75%	43
2012-2013*	\$92,031,000	\$37,525,209	40.77%	261
2013-2014	\$92,031,000	\$65,575,245	71.25%	318
2014-2015	\$92,031,000	\$74,902,988	81.39%	331
2015-2016	\$112,031,000	\$89,969,742	80.31%	372
2016-2017	\$112,031,000	\$98,667,899	88.07%	396
2017-2018	\$133,177,000	\$133,177,000	100.00%	418
2018-2019	\$136,786,000	\$136,786,000	100.00%	415
2019-2020	\$136,786,000	\$136,533,900	99.82%	426
2020-2021	\$136,786,000	\$136,724,676	99.96%	423
* Program under CDE administration; upon program transfer, the Authority issued \$42,691,661 in awards to schools that had applied through CDE				

Table 1: History of the Charter School Facility Grant Program

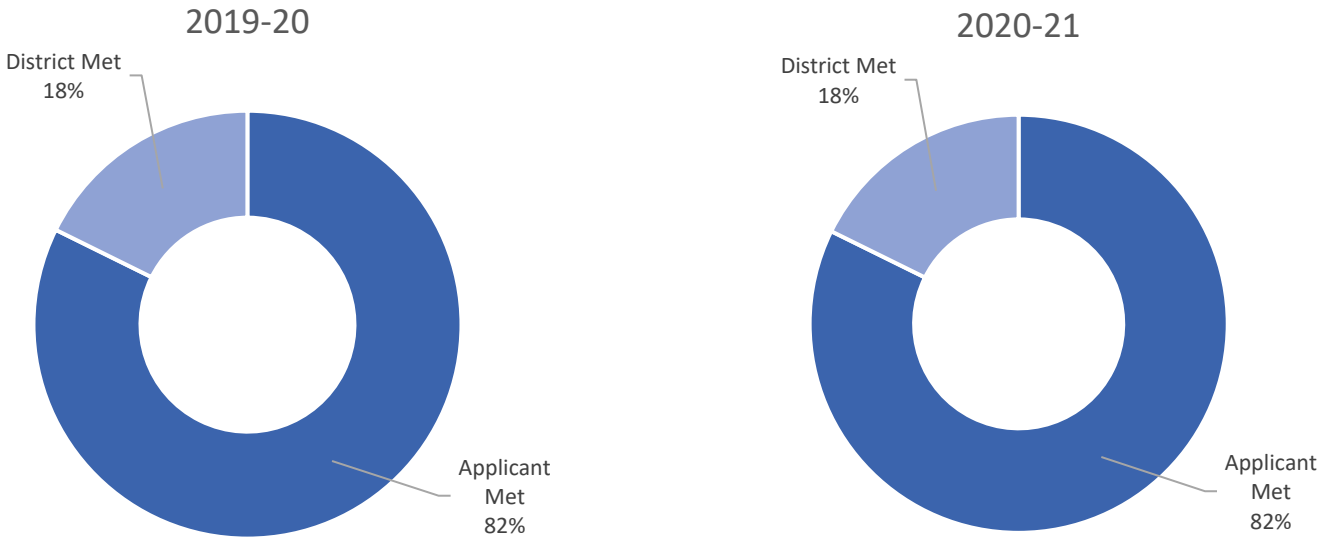
Regulation Changes

Due to concerns over the effects of the pandemic, staff submitted emergency regulations to the Office of Administrative Law for consideration in June 2020 and these were approved in October 2020, going into effect for the 2020-21 Funding Round. Previous language blocked late application and late facility invoice expenditure reports for submission as well as any appeal rights. The revised regulations removed language to allow the submission of late application and late facility invoice expenditure reports for consideration. This change allowed the Authority to work with schools that had administrative challenges with the changes brought on through the pandemic. These emergency regulations expired on August 28, 2021.

2020-21 Program Award Breakdown

In the 2020-21 Funding Round, the Authority awarded funds to 423 of the 424 eligible awardees. There was one eligible school that did not have eligible rent or lease costs and therefore did not receive any funding due to oversubscription (discussed in detail in section "2020-21 Over-subscription" below). There were 12 applicants deemed ineligible; of these schools, seven were ineligible due to FRPM below 55% and all seven lacked a sufficient preference in admissions policy. Six applicants were ineligible due to a lack of good standing, one of which also did not meet the FRPM threshold.

A majority of applicants, 349 or 82%, had a pupil population with an FRPM percentage of at least 55%. Only 18%, or 72 applicants, relied on a local elementary school's FRPM percentage to receive funding. This is equivalent to 2019-20, as 359 applicants, or 82%, had a pupil population with a percentage of at least 55%, and 77 applicants, or 18%, relied on a local elementary schools FRPM percentage to receive funding.



The average award would have been \$348,911.67 if the Authority had the funding to provide 100% of lease/rent-based awards. This is an 8.55% increase over the average lease/rent-based awards in the 2019-20 Funding Round, if 100% funding were available.

Due to the oversubscription, the Authority pro-rated lease/rent awards at 92.64%, which resulted in an average award amount of \$323,226. This is a 4.75% increase from the pro-rata awards in the 2019-20 Funding Round. Had funding been sufficient to award 100% of lease/rent awards, the average award amount would have been \$348,912, an 8.55% increase over the 2019-20 Funding Round.

There was also a shift in award caps; awards are either 75% of reimbursable rent amounts or the average daily attendance (ADA) multiplied by \$1,211, whichever is less. In 2020-21, 214 applicant's awards were capped by their ADA, this is a 77% increase from 2019-20's total ADA-capped applicants of 121. Conversely, rent/lease capped awards decreased in 2020-21 to 209, a 34% decrease from 2019-20's total of 315. This is likely due to rent and lease costs increasing at a higher rate than the ADA cap per student, which is based on the annual Cost-of-Living-Adjustment (COLA).

Comparison of 2019-20 and 2020-21 Funding Rounds			
	<u>2019-20</u>	<u>2020-21</u>	<u>% Change</u>
Applicants	454	436	-3.96%
Eligible Awardees	437	424	-2.97%
Ineligible Awardees	17	12	-29.41%
Actual Awardees	426	423	-0.70%
Average Total Award (No Pro-Rata)	\$321,417	\$348,912	8.55%
Average Lease/Rent Award (No Pro-Rata)	\$321,417	\$348,912	8.55%
Average Lease/Rent Award (Pro-Rata)	\$308,560	\$323,226	4.75%
Lease/Rent Pro-Rata %	97.30%	92.64%	-4.79%
Average Other Cost Award (No Pro-Rata)	N/A	N/A	N/A
Other Cost Pro-Rata % (W/ Pro-Rata)	N/A	N/A	N/A
ADA Capped Awards	121	214	76.86%
Lease/Rent Capped Awards	315	209	-33.65%
# of Leases	673	651	-3.27%
COLA Capped Leases	444	494	11.26%
Appraisal Capped Leases	229	157	-31.44%

Table 2: 2019-20 and 2020-21 Funding Round Comparison

Foster Youth and Homeless

As the Program is designed to provide funding to schools serving socioeconomically disadvantaged students, many of the schools in the program serve foster youth and pupils considered homeless. In 2020-21, there were approximately 690,150 students enrolled in grades K-12 in public charter schools. Of those 690,150 students, 2,809 were estimated to be foster youth and roughly 12,255 were considered homeless. In 2020-21, SB740 awardees served 29.0% of all foster youth enrolled, these 815 students make up 0.5% of all students enrolled with SB740 awardees, which is slightly above the percentage enrolled in charter schools statewide, 0.4%.

The Program also serves a sizeable portion of the pupils considered homeless. In 2020-21 SB740 awardees served 3,276 students considered homeless which is 26.7% of the approximately 12,255 pupils considered homeless enrolled in charter schools across the state. The 3,267 students represent 1.9% of total enrollment of SB740 awardees and is also comparable to the State's percentage of 1.8%.

The majority of awardees serve a percentage of foster youths and/or pupils considered homeless at about 81.3%, or about 344 of the 423 awardees. The total award for these 344 awardees is nearly \$119,800,000, which is 87.6% of the Program's total apportionment.

English Learners

More than 15% of all students, or about 105,598, enrolled in California public charter schools are considered English Learners ("EL Students"). In 2020-21 SB740 awardees served 45.9% of the state's EL Students enrolled in public schools with a total of 48,505. These students represent 28.2% of all students enrolled with awardees, which is more than 15.3% at the state level. In fact, awardees enrolled 45.9% of all EL Students attending California public charter schools.

The vast majority of awardees serve a percentage of EL Students. The total award for these 418 of 423 awardees is approximately \$136,500,000, which is 99.8% of the Program's total apportionment. The average percentage of EL Students for SB740 awardees is 32.2%, with the highest being 89.0%. 61 awardees also serve a percentage of at least 50%.

Funding per County

SB740 funds numerous schools in a majority of California counties; in 2020-21, SB740 funded 651 different facilities operated by 423 schools serving more than 172,000 students. Of the 58 counties in California, SB740

awardees are located in 34 counties. The average county has 12 awardees with 19 facilities and an ADA of approximately 5,060, and the average total funding per county is \$4,021,314. The average awardee per county received about \$271,939 in funds and \$204,413 per facility. Lastly, the average award per student is roughly \$803, lower than the program ADA maximum of \$1,212.

Los Angeles County received the greatest total of awarded funds at \$65,161,355; had the largest ADA with 76,976; most awardees with 187 awardees; and most facilities with 262 facilities. Mono, Inyo, San Francisco, and Trinity Counties have the highest average of dollar amount per student at \$1,122. Kern County has the highest average award per awardee at \$615,807. Kern also has the highest average award per facility at \$461,855, excluding Solano County which only had one awardee with one facility.

County	Total Awarded	ADA	Awardees	Facilities	Average \$ per Student	Average \$ per Awardee	Average \$ per Facility
Alameda	\$7,750,085.34	9,603	33	40	\$807.02	\$234,851.07	\$193,752.13
Butte	\$600,559.26	796	4	8	\$754.21	\$150,139.82	\$75,069.91
Contra Costa	\$4,520,393.24	5,378	12	12	\$840.53	\$376,699.44	\$376,699.44
Fresno	\$1,073,127.61	1,345	5	8	\$798.10	\$214,625.52	\$134,140.95
Glenn	\$98,180.12	186	1	3	\$528.90	\$98,180.12	\$32,726.71
Humboldt	\$251,077.57	583	5	7	\$430.83	\$50,215.51	\$35,868.22
Imperial	\$270,492.17	259	1	1	\$1,042.72	\$270,492.17	\$270,492.17
Inyo	\$1,110,200.34	990	3	23	\$1,121.85	\$370,066.78	\$48,269.58
Kern	\$3,694,841.09	4,025	6	8	\$917.92	\$615,806.85	\$461,855.14
Kings	\$41,144.49	222	1	1	\$185.53	\$41,144.49	\$41,144.49
Los Angeles	\$65,161,355.20	76,976	187	262	\$846.51	\$348,456.44	\$248,707.46
Madera	\$347,207.70	901	3	4	\$385.51	\$115,735.90	\$86,801.93
Mendocino	\$347,394.60	748	6	8	\$464.55	\$57,899.10	\$43,424.33
Mono	\$266,853.29	238	1	1	\$1,121.85	\$266,853.29	\$266,853.29
Monterey	\$174,251.91	210	1	1	\$831.71	\$174,251.91	\$174,251.91
Nevada	\$844,421.80	1,636	4	29	\$516.18	\$211,105.45	\$29,117.99
Orange	\$5,212,952.11	6,598	14	19	\$790.06	\$372,353.72	\$274,365.90
Riverside	\$3,444,583.67	5,377	9	14	\$640.66	\$382,731.52	\$246,041.69
Sacramento	\$4,527,721.12	7,692	9	42	\$588.64	\$503,080.12	\$107,802.88
San Bernardino	\$3,757,395.18	4,948	13	17	\$759.31	\$289,030.40	\$221,023.25
San Diego	\$11,454,950.27	15,900	37	60	\$720.43	\$309,593.25	\$190,915.84
San Francisco	\$328,061.16	292	1	1	\$1,121.85	\$328,061.16	\$328,061.16
San Joaquin	\$5,399,863.08	7,982	18	23	\$676.54	\$299,992.39	\$234,776.66
San Mateo	\$1,143,135.12	1,429	5	7	\$799.80	\$228,627.02	\$163,305.02

Santa Clara	\$9,874,341.52	10,424	26	28	\$947.25	\$379,782.37	\$352,655.05
Santa Cruz	\$189,790.26	504	1	1	\$376.92	\$189,790.26	\$189,790.26
Solano	\$764,265.54	777	1	1	\$983.10	\$764,265.54	\$764,265.54
Sonoma	\$359,203.50	1,506	2	2	\$238.48	\$179,601.75	\$179,601.75
Stanislaus	\$1,188,733.57	1,332	3	3	\$892.70	\$396,244.52	\$396,244.52
Sutter	\$455,129.31	824	3	5	\$552.25	\$151,709.77	\$91,025.86
Trinity	\$58,885.66	52	1	3	\$1,121.85	\$58,885.66	\$19,628.55
Tulare	\$640,878.00	885	2	3	\$724.28	\$320,439.00	\$213,626.00
Yolo	\$1,148,280.43	1,108	3	3	\$1,036.03	\$382,760.14	\$382,760.14
Yuba	\$224,920.86	303	2	3	\$743.29	\$112,460.43	\$74,973.62

Table 3: Total Awards by County

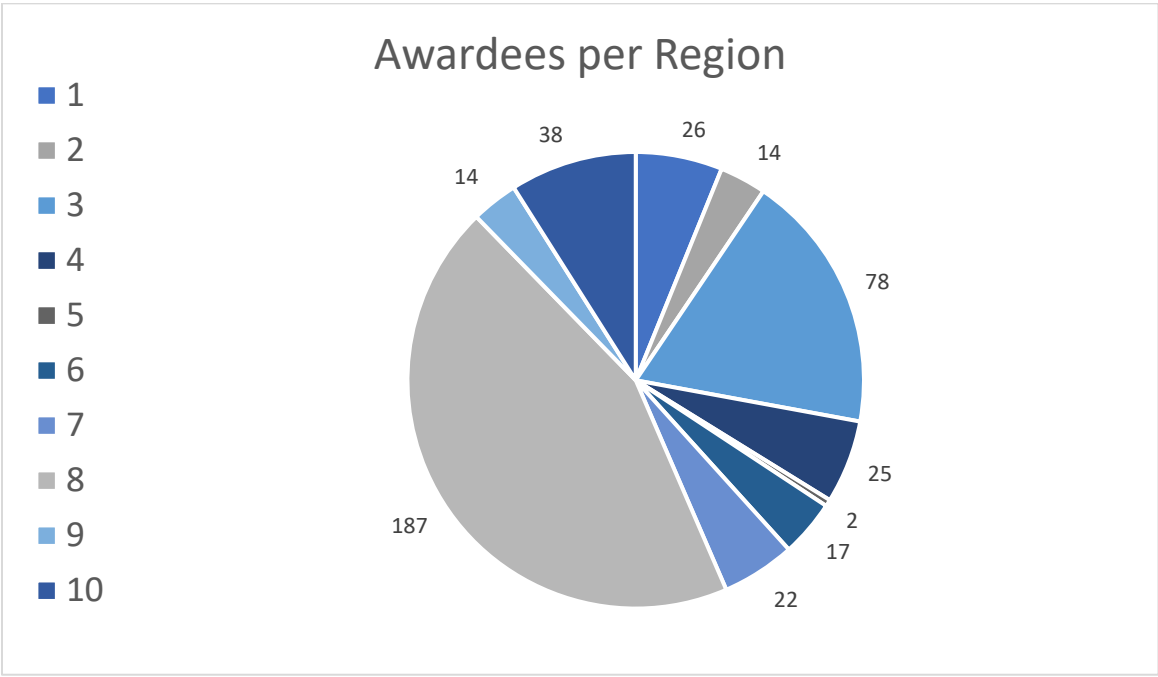
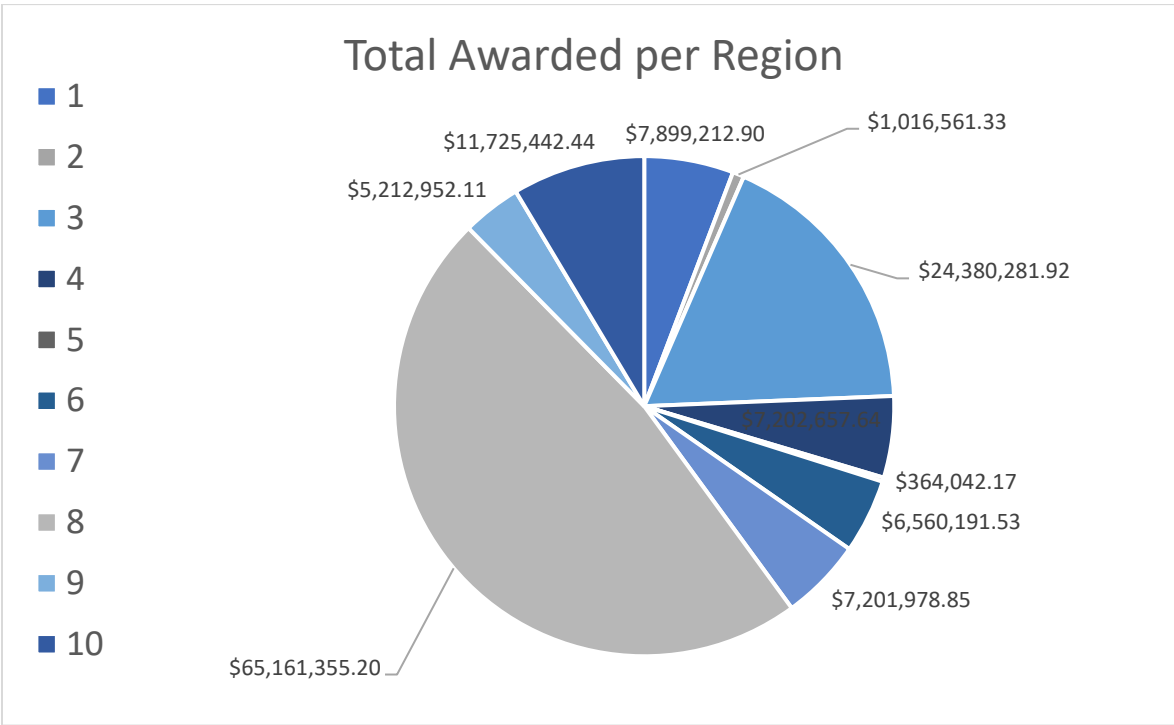
Funding per Region

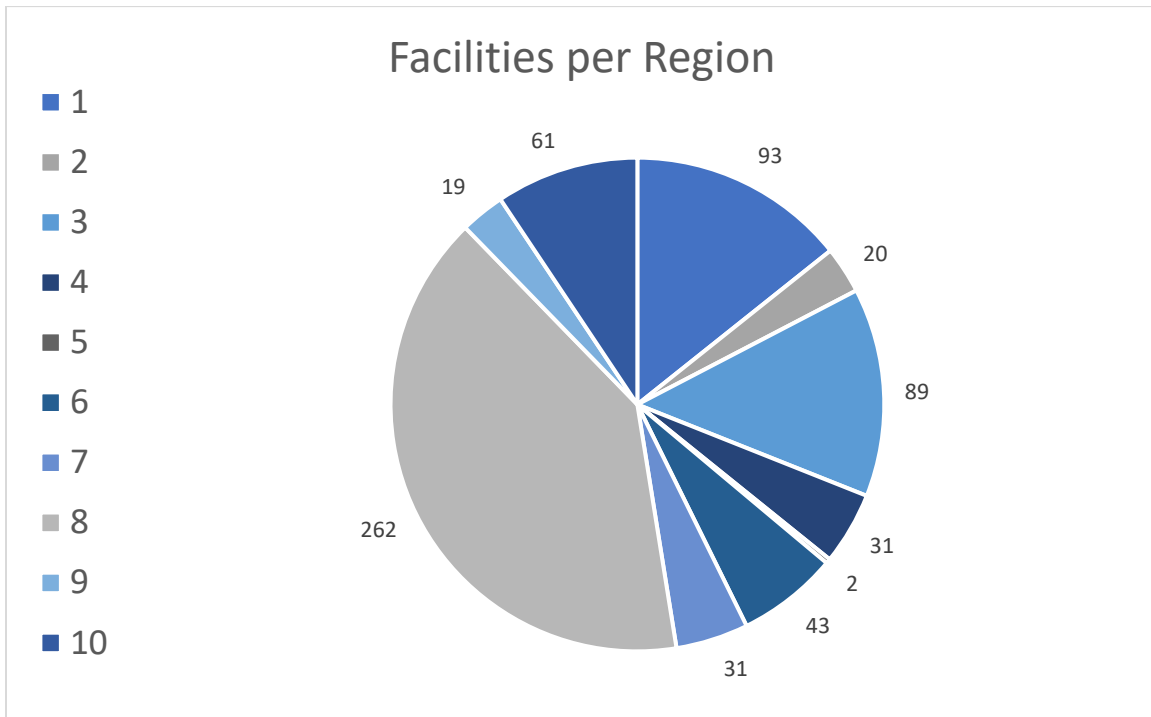
Besides counties, California also has 10 distinct regions: 1-Superior California; 2-North Coast, 3-San Francisco/Bay Area; 4-Northern San Joaquin Valley; 5-Central Coast; 6-Southern San Joaquin Valley; 7-Inland Empire; 8-Los Angeles County; 9-Orange County; and 10-San Diego-Imperial.

Below is a breakdown of regions in California as provided by the Census Bureau of California.

Region	Counties
1	Butte, Colusa, Glenn, Lassen, Modoc, Nevada, Placer, Plumas, Sacramento, Shasta, Sierra, Siskiyou, Sutter, Tehama, Yolo, Yuba
2	Del Norte, Humboldt, Lake, Mendocino, Napa, Sonoma, Trinity
3	Alameda, Contra Costa, Marin, San Francisco, San Mateo, Santa Clara, Solano
4	Alpine, Amador, Calaveras, Madera, Mariposa, Merced, Mono, San Joaquin, Stanislaus, Tuolumne
5	Monterey, San Benito, San Luis Obispo, Santa Barbara, Santa Cruz, Ventura
6	Fresno, Inyo, Kern, Kings, Tulare
7	Riverside, San Bernardino
8	Los Angeles
9	Orange
10	Imperial, San Diego

Table 4: California Regions





Even in the regional breakdown, Los Angeles County, Region 8, has the highest amount of awarded funds at \$65,161,355, and ADA of 76,976, with 187 awardees in 262 facilities. Region 8 has the highest average award per facility at \$248,707. Region 6 has the highest average dollar amount per student at \$878.67 and has the highest average award per awardee of \$385,894.

Region	Total Awarded	ADA	Awardees	Facilities	Average \$ per Student	Average \$ per Awardee	Average \$ per Facility
1	\$7,899,212.90	12,545	26	93	\$629.69	\$303,815.88	\$84,937.77
2	\$1,016,561.33	2,889	14	20	\$351.84	\$72,611.52	\$50,828.07
3	\$24,380,281.92	27,905	78	89	\$873.70	\$312,567.72	\$273,935.75
4	\$7,202,657.64	10,452	25	31	\$689.14	\$288,106.31	\$232,343.79
5	\$364,042.17	713	2	2	\$510.55	\$182,021.09	\$182,021.09
6	\$6,560,191.53	7,466	17	43	\$878.67	\$385,893.62	\$152,562.59
7	\$7,201,978.85	10,325	22	31	\$697.53	\$327,362.68	\$232,321.90
8	\$65,161,355.20	76,976	187	262	\$846.51	\$348,456.44	\$248,707.46
9	\$5,212,952.11	6,598	14	19	\$790.06	\$372,353.72	\$274,365.90
10	\$11,725,442.44	16,160	38	61	\$725.60	\$308,564.27	\$192,220.37

Table 5: Total Awards by Region

Related Party and Conflict-of-Interest Vetting

In compliance with Government Code §1090, Program Regulations §10170.14 stipulates that grant funds may not be used by an applicant or charter school to pay for any lease or rental or service agreement with a related party, unless many conditions are satisfied. Charter schools must follow SB 126's government agency transparency rules including Government Code § 1090 and confirm compliance as well as provide related documents. Since the adoption of SB 126, the Authority analyzes related parties associated with applicants and reviews these relationships for conflicts of interest compliance regarding the submitted rental or lease agreement(s). It should be stressed that a "related party" is not an "interested party" by definition or nature. The Authority defines "related party" to better assist with conflict-of-interest reviews and compliance and to further ensure the Authority can analyze and understand a range of potential conflicts related to the rental or lease agreement, the scope of related parties as described in the Program's regulations exceed the description in Government Code § 1090. Program regulations define a related party as the following: "Related Party" shall mean: (A) School Official or a spouse, domestic partner, or dependent child of a School Official; or (B) A Corporate Entity if a School Official or a spouse, domestic partner, or child of a School Official is an Affiliate of the Corporate Entity, except that a non-profit Corporate Entity formed exclusively for the purpose of managing or providing support to the Applicant or Charter School or to a group of related charter schools, and any direct or indirect wholly-owned subsidiary of any such Corporate Entity, shall not be considered a Related Party. (C) "School Official" shall mean a board, member, officer, or employee of an Applicant or the Charter School. This process was developed with STO legal counsel and advice from Fair Political Practices Commission as one of state's conflict of interest enforcement agencies. All "related parties" identified must provide requested resolution, minutes, and/or signed correspondence meeting regulation and statutory benchmarks. Any violation, whether determined by the Authority or noticed by an enforcement agency, would result in the associated rental or lease agreement to be considered in eligible by staff.

New Reporting Requirement

In the future, and in accordance with provisions stipulated by AB 178 (Assemblymember Phil Ting, Budget Act of 2022), the Authority will begin reporting on the amount and percentage of properties that receive funding for other costs for which title is held by limited liability corporations wholly owned by charter schools and charter management organizations as well as the amount and percentage of properties receiving funding for other costs owned by private entities, charter schools, and entities managing charter schools. This data is not

currently available as the 2020-21 Funding Round was oversubscribed and other costs were not submitted. Of the 423 eligible applicants for the 2020-21 Funding Round, 138 applicants, approximately 33%, had a related party but were able to meet all the requirements necessary for eligibility including those surrounding conflicts of interest. These 138 awardees accounted for \$57,503,907, approximately 42% of funds awarded.

2020-21 Over-subscription

As was the case with the 2019-20 Funding Round and a second time under CSFA's administration, SB740 was oversubscribed to the point where rent/lease-based awards had to be pro-rated; the shortfall in funding for rent/lease-based awards of \$10,908,843 left no funding available for other facility related costs. Therefore, during the 2019-20 and 2020-21 funding round school applicants were not able to submit other costs due to the oversubscription.

Oversubscription led to additional funding delays, as all award amounts are interconnected. Any change in one award amount results in numerous, if not all, award amounts changing.

Conclusion

Oversubscription, per staff projections, has been and will continue to be an ongoing issue as long as program appropriations remain below lease projections. The Program was under-subscribed under the Department of Education's administration, and since 2013, when the Program was transferred to the Authority's administration, funding levels have allowed for full lease/rent costs. Oversubscription's main effect is the interconnectivity of awards. Best practice is for the Authority to ensure all awardees receive the same percentage, or factor, of their eligible award amount. In previous rounds, the Authority had the ability to authorize all awards that were already capped at their ADA levels, as well as schools with other costs, while holding back funds for any awards related to applicants appealing and/or working on eligibility requirements. This is not the case for the 2020-21 Funding Round, as all final awards must be authorized at the same time to ensure all awardees receive the same award percentage.

Addendum – 2020-21 Awardees

School	CDS Code	Eligible Award	Pro-Rated Award
Academia Avance Charter	19769680109926	\$ 304,447.50	\$ 282,728.59
Academia Moderna	19647330120097	\$ 433,884.36	\$ 401,941.41
Academy of Media Arts	19647330139055	\$ 71,691.20	\$ 66,413.23
Accelerated	19647336112536	\$ 46,039.50	\$ 42,650.03
Accelerated Achievement Academy	23656152330454	\$ 107,969.12	\$ 100,020.33
ACE Empower Academy	43104390116814	\$ 282,562.63	\$ 261,760.12
ACE Esperanza Middle	43694500129247	\$ 146,173.00	\$ 135,411.61
AeroSTEM Academy	51105120138040	\$ 103,923.00	\$ 96,272.10
Alameda Community Learning Center	01611190130609	\$ 26,242.29	\$ 24,310.32
Albert Einstein Academy Charter Middle	37683380111898	\$ 702,149.91	\$ 650,457.01
All Tribes Charter	37754166119275	\$ 8,265.04	\$ 7,656.56
All Tribes Elementary Charter	37754160122796	\$ 9,000.00	\$ 8,337.42
Alliance Alice M. Baxter College-Ready High	19647330127217	\$ 288,230.11	\$ 267,010.36
Alliance Cindy and Bill Simon Technology Academy High	19647330121285	\$ 473,465.61	\$ 438,608.64
Alliance College-Ready Middle Academy 12	19647330128058	\$ 387,957.60	\$ 359,395.82
Alliance College-Ready Middle Academy 4	19647330120030	\$ 359,447.83	\$ 332,984.95
Alliance College-Ready Middle Academy 5	19647330120048	\$ 214,194.51	\$ 198,425.32
Alliance College-Ready Middle Academy 8	19647330128033	\$ 285,270.66	\$ 264,268.79
Alliance Collins Family College-Ready High	19647330108936	\$ 455,505.70	\$ 421,970.96
Alliance Gertz-Ressler Richard Merkin 6-12 Complex	19647330106864	\$ 823,462.47	\$ 762,838.43
Alliance Jack H. Skirball Middle	19647330111518	\$ 278,674.83	\$ 258,158.55
Alliance Judy Ivie Burton Technology Academy High	19647330108894	\$ 388,364.20	\$ 359,772.48
Alliance Kory Hunter Middle	19647330128041	\$ 387,957.60	\$ 359,395.81
Alliance Leichtman-Levine Family Foundation Environmental Science High	19647330117606	\$ 473,658.43	\$ 438,787.28
Alliance Marc & Eva Stern Math and Science	19647330111658	\$ 517,276.80	\$ 479,194.42
Alliance Margaret M. Bloomfield Technology Academy High	19647330124941	\$ 409,121.30	\$ 379,001.42
Alliance Marine - Innovation and Technology 6-12 Complex	19647330132084	\$ 843,011.15	\$ 780,947.92
Alliance Ouchi-O'Donovan 6-12 Complex	19647330111641	\$ 650,172.69	\$ 602,306.39
Alliance Patti And Peter Neuwirth Leadership Academy	19647330111492	\$ 484,304.04	\$ 448,649.14

Charter School Facility Grant Program
2020-2021 Annual Funding Report

School	CDS Code	Eligible Award	Pro-Rated Award
Alliance Piera Barbaglia Shaheen Health Services Academy	19647330117598	\$ 401,578.11	\$ 372,013.58
Alliance Renee and Meyer Luskin Academy High	19647330124891	\$ 517,276.80	\$ 479,194.42
Alliance Susan and Eric Smidt Technology High	19647330123133	\$ 342,154.80	\$ 316,965.06
Alliance Ted K. Tajima High	19647330123141	\$ 427,552.58	\$ 396,075.78
Alliance Virgil Roberts Leadership Academy	19647330128009	\$ 387,957.60	\$ 359,395.81
Alternatives in Action	01611190130625	\$ 71,170.00	\$ 65,930.40
America's Finest Charter	37683380136663	\$ 129,500.57	\$ 119,966.62
Anahuacalmecac International University Preparatory of North America	19647330132928	\$ 318,129.70	\$ 294,708.71
Animo Ellen Ochoa Charter Middle	19647330123992	\$ 388,609.90	\$ 360,000.09
Animo Florence-Firestone Charter Middle	19647330134023	\$ 495,056.80	\$ 458,610.28
Animo Inglewood Charter High	19646341996586	\$ 507,823.11	\$ 470,436.72
Animo James B. Taylor Charter Middle	19647330124008	\$ 538,967.66	\$ 499,288.38
Animo Jefferson Charter Middle	19647330122481	\$ 371,518.29	\$ 344,166.78
Animo Mae Jemison Charter Middle	19647330129270	\$ 409,121.30	\$ 379,001.42
Animo Pat Brown	19647330106849	\$ 697,778.20	\$ 646,407.15
Animo Ralph Bunche Charter High	19647330111575	\$ 371,518.29	\$ 344,166.78
Animo South Los Angeles Charter	19647330102434	\$ 535,852.18	\$ 496,402.26
Animo Watts College Preparatory Academy	19647330111625	\$ 473,376.22	\$ 438,525.83
Animo Westside Charter Middle	19647330122499	\$ 464,188.41	\$ 430,014.44
Antioch Charter Academy II	07616480115063	\$ 28,765.07	\$ 26,647.37
ARISE High	01612590115238	\$ 415,440.42	\$ 384,855.33
Arts In Action Community Charter	19647330123158	\$ 441,191.52	\$ 408,710.60
Arts in Action Community Middle	19647330134205	\$ 249,829.30	\$ 231,436.65
ASA Charter	36678760107730	\$ 108,637.40	\$ 100,639.42
Aspen Meadow Public	10621660133942	\$ 141,000.00	\$ 130,619.45
Aspen Valley Prep Academy	10621660106740	\$ 190,500.00	\$ 176,475.22
Aspire Alexander Twilight College Preparatory Academy	34674470120469	\$ 331,661.42	\$ 307,244.21
Aspire Alexander Twilight Secondary Academy	34674470121467	\$ 397,002.60	\$ 367,774.91
Aspire Apex Academy	39686760121541	\$ 120,564.00	\$ 111,687.97
Aspire Benjamin Holt College Preparatory Academy	39685850101956	\$ 323,531.88	\$ 299,713.17
Aspire Benjamin Holt Middle	39685850133678	\$ 392,213.19	\$ 363,338.11
Aspire Capitol Heights Academy	34674390102343	\$ 85,581.00	\$ 79,280.45
Aspire Centennial College Preparatory Academy	19647330126797	\$ 326,597.94	\$ 302,553.50

Charter School Facility Grant Program
2020-2021 Annual Funding Report

School	CDS Code	Eligible Award	Pro-Rated Award
Aspire College Academy	01612590128413	\$ 139,616.39	\$ 129,337.70
Aspire East Palo Alto Charter	41689990134197	\$ 339,931.98	\$ 314,905.89
Aspire ERES Academy	01612590120188	\$ 92,079.00	\$ 85,300.06
Aspire Golden State College Preparatory Academy	01612590118224	\$ 484,850.52	\$ 449,155.39
Aspire Junior Collegiate Academy	19647330114884	\$ 269,405.10	\$ 249,571.26
Aspire Langston Hughes Academy	39686760118497	\$ 611,595.63	\$ 566,569.41
Aspire Lionel Wilson College Preparatory Academy	01612590130666	\$ 420,945.30	\$ 389,954.93
Aspire Monarch Academy	01612596117568	\$ 300,688.02	\$ 278,551.10
Aspire Pacific Academy	19647330122721	\$ 441,000.23	\$ 408,533.39
Aspire Port City Academy	39686760114876	\$ 336,494.52	\$ 311,721.49
Aspire Richmond Ca. College Preparatory Academy	07617960132100	\$ 517,500.00	\$ 479,401.19
Aspire Richmond Technology Academy	07617960132118	\$ 400,500.00	\$ 371,014.83
Aspire River Oaks Charter	39685856118921	\$ 282,978.97	\$ 262,145.80
Aspire Stockton 6-12 Secondary Academy	39686760139865	\$ 47,471.20	\$ 43,976.33
Aspire Stockton TK-5 Elementary Academy	39686760139923	\$ 70,843.50	\$ 65,627.94
Aspire Summit Charter Academy	50710430112292	\$ 201,824.55	\$ 186,966.05
Aspire Titan Academy	19647330120477	\$ 276,104.34	\$ 255,777.29
Aspire Triumph Technology Academy	01612590130732	\$ 181,947.06	\$ 168,551.96
Aspire University Charter	50711670137265	\$ 440,276.25	\$ 407,862.72
Aspire Vanguard College Preparatory Academy	50711750120212	\$ 641,103.40	\$ 593,904.80
Aspire Vincent Shalvey Academy	39685856116594	\$ 121,877.01	\$ 112,904.32
Aurum Preparatory Academy	01100170137448	\$ 157,500.00	\$ 145,904.71
Aveson Global Leadership Academy	19648810113464	\$ 374,603.24	\$ 347,024.61
Aveson School of Leaders	19648810113472	\$ 11,488.06	\$ 10,642.30
B. Roberto Cruz Leadership Academy	43694270131995	\$ 292,020.54	\$ 270,521.73
Ballington Academy for the Arts and Sciences	13631230118455	\$ 291,988.63	\$ 270,492.17
Ballington Academy for the Arts and Sciences - San Bernardino	36678760133892	\$ 218,658.16	\$ 202,560.35
Baypoint Preparatory Academy - San Diego	37771720138099	\$ 183,926.68	\$ 170,385.83
Bella Mente Montessori Academy	37684520128223	\$ 617,910.85	\$ 572,419.69
Bert Corona Charter	19647330106872	\$ 85,500.00	\$ 79,205.41
Big Picture Educational Academy	10101080119628	\$ 256,403.25	\$ 237,526.61
Bitney Prep High	29102980114314	\$ 59,925.11	\$ 55,513.37
Blue Oak Charter	04614246119523	\$ 354,205.39	\$ 328,128.48

Charter School Facility Grant Program
2020-2021 Annual Funding Report

School	CDS Code	Eligible Award	Pro-Rated Award
Bright Star Secondary Charter Academy	19647330112508	\$ 516,043.71	\$ 478,052.11
Caliber: ChangeMakers Academy	48705810134262	\$ 825,003.00	\$ 764,265.54
California Collegiate Charter	19647330133884	\$ 271,397.21	\$ 251,418.02
California Heritage Youthbuild Academy II	53105380125633	\$ 63,565.39	\$ 58,885.66
California School of the Arts - San Gabriel Valley	19644690134858	\$ 500,388.60	\$ 463,549.54
Camino Nuevo Charter Academy	19647336117667	\$ 394,182.36	\$ 365,162.30
Camino Nuevo Charter Academy #3	19647330122564	\$ 164,196.00	\$ 152,107.74
Camino Nuevo High #2	19647330127910	\$ 399,709.22	\$ 370,282.27
Ceiba College Preparatory Academy	44697990117804	\$ 204,873.21	\$ 189,790.26
Center for Advanced Learning	19647330115139	\$ 185,559.61	\$ 171,898.53
Central City Value	19647330100800	\$ 488,104.23	\$ 452,169.56
Century Community Charter	19647090107508	\$ 202,014.00	\$ 187,141.55
CHAMPS - Charter HS of Arts-Multimedia & Performing	19647330108878	\$ 732,909.31	\$ 678,951.87
Citizens of the World Charter School Mar Vista	19647330126193	\$ 378,146.26	\$ 350,306.79
Citizens of the World Charter School Silver Lake	19647330126177	\$ 758,925.00	\$ 703,052.26
Citrus Springs Charter	30103060134940	\$ 89,245.80	\$ 82,675.44
City Heights Preparatory Charter	37683380124347	\$ 98,217.59	\$ 90,986.72
City Language Immersion Charter	19647330127886	\$ 492,356.38	\$ 456,108.67
Civicorps Corpsmember Academy	01612590115386	\$ 51,310.07	\$ 47,532.58
Clovis Global Academy	10101080140186	\$ 92,520.40	\$ 85,708.96
College Bridge Academy	14101400128454	\$ 268,696.68	\$ 248,914.99
College Preparatory Middle	37771640137356	\$ 454,718.39	\$ 421,241.62
Community Outreach Academy	34765050101766	\$ 789,884.04	\$ 731,732.06
Crete Academy	19647330135616	\$ 119,250.00	\$ 110,470.71
Delta Elementary Charter	34674130114660	\$ 114,750.00	\$ 106,302.00
Discovery Charter	43104390111880	\$ 63,708.73	\$ 59,018.44
Discovery Charter Preparatory #2	19647330115253	\$ 279,971.09	\$ 259,359.37
Downtown Charter Academy	01612590129635	\$ 388,016.51	\$ 359,450.39
Downtown College Prep - Alum Rock	43104390123257	\$ 288,891.71	\$ 267,623.24
Downtown Value	19647336119903	\$ 251,435.73	\$ 232,924.81
Dr. Lewis Dolphin Stallworth Sr. Charter	39686760117853	\$ 70,125.00	\$ 64,962.33
East Bay Innovation Academy	01612590129932	\$ 179,433.75	\$ 166,223.68
Ednovate - Brio College Prep	19647330135723	\$ 455,336.00	\$ 421,813.75
Ednovate - East College Prep	19647330132282	\$ 412,139.63	\$ 381,797.55
Ednovate - Esperanza College Prep	19647330135715	\$ 82,871.10	\$ 76,770.05

Charter School Facility Grant Program
2020-2021 Annual Funding Report

School	CDS Code	Eligible Award	Pro-Rated Award
Ednovate - Legacy College Prep.	30103060133983	\$ 376,838.98	\$ 349,095.76
Ednovate - USC Hybrid High College Prep	19647330125864	\$ 497,250.00	\$ 460,642.01
Ednovate College Prep 7	19647330140129	\$ 143,382.40	\$ 132,826.46
EJE Elementary Academy Charter	37679910108563	\$ 38,400.81	\$ 35,573.71
El Rio Community	19647330140004	\$ 134,250.00	\$ 124,366.39
El Sol Santa Ana Science and Arts Academy	30666706119127	\$ 456,027.85	\$ 422,454.68
Empowering Possibilities International Charter	57105790132464	\$ 451,860.43	\$ 418,594.06
Encore Jr./Sr. High School for the Performing and Visual Arts	36750440116707	\$ 843,030.60	\$ 780,965.93
Endeavor College Preparatory Charter	19647330120014	\$ 445,500.00	\$ 412,701.89
Entrepreneur High	36678760136952	\$ 640,800.65	\$ 593,624.34
Environmental Charter High	19646911996438	\$ 59,567.04	\$ 55,181.66
Environmental Charter Middle	19101990121772	\$ 295,420.09	\$ 273,671.00
Environmental Charter Middle - Inglewood	19101990127498	\$ 325,965.05	\$ 301,967.20
Envision Academy for Arts & Technology	01100170112607	\$ 292,115.25	\$ 270,609.46
EPIC de Cesar Chavez	29102980130823	\$ 100,094.48	\$ 92,725.44
Epiphany Prep Charter	37680980133991	\$ 302,922.34	\$ 280,620.93
Equitas Academy #2	19647330126169	\$ 450,000.00	\$ 416,870.59
Equitas Academy #3 Charter	19647330129650	\$ 494,075.89	\$ 457,701.58
Equitas Academy 4	19647330133686	\$ 305,414.20	\$ 282,929.33
Equitas Academy 5	19647330139121	\$ 132,665.05	\$ 122,898.13
Equitas Academy 6	19647330138883	\$ 126,000.00	\$ 116,723.77
Equitas Academy Charter	19647330119982	\$ 431,082.00	\$ 399,345.36
Escondido Charter High	37681063731023	\$ 532,718.90	\$ 493,499.66
Escuela Popular Accelerated Family Learning	43694274330726	\$ 464,648.59	\$ 430,440.75
Everest Value	19647330129858	\$ 208,802.76	\$ 193,430.51
Ezequiel Tafoya Alvarado Academy	20652430107938	\$ 176,800.89	\$ 163,784.64
Family First Charter	19643520128488	\$ 201,949.87	\$ 187,082.14
Fenton Charter Leadership Academy	19647330131722	\$ 410,650.10	\$ 380,417.68
Fenton Primary Center	19647330115048	\$ 791,800.24	\$ 733,507.19
Fenton STEM Academy: Elementary Center for Science Technology Engineering and Mathematics	19647330131466	\$ 396,723.60	\$ 367,516.46
Fortune	34103480136275	\$ 2,031,834.29	\$ 1,882,248.82
Francophone Charter School of Oakland	01612590132514	\$ 222,995.92	\$ 206,578.76
Fuente Nueva Charter	12626790109975	\$ 39,672.00	\$ 36,751.31
Gabriella Charter	19647330108886	\$ 78,187.50	\$ 72,431.27

Charter School Facility Grant Program
2020-2021 Annual Funding Report

School	CDS Code	Eligible Award	Pro-Rated Award
Garvey/Allen Visual & Performing Arts Academy for STEM	33103300139428	\$ 141,202.60	\$ 130,807.14
Gateway International	34674470128124	\$ 47,416.77	\$ 43,925.90
Global Education Academy	19647330114967	\$ 164,937.87	\$ 152,795.00
Grace Hopper STEM Academy	19646340128991	\$ 98,539.07	\$ 91,284.53
Granada Hills Charter	19647331933746	\$ 426,404.22	\$ 395,011.96
Grimmway Academy	15101570124040	\$ 675,460.89	\$ 625,732.85
Grimmway Academy Shafter	15635780135186	\$ 509,323.50	\$ 471,829.12
Grove	36678433630928	\$ 59,400.00	\$ 55,026.92
Growth Public	34674390135343	\$ 281,073.10	\$ 260,380.25
Hardy Brown College Prep	36678760122317	\$ 456,789.20	\$ 423,159.97
Hawking S.T.E.A.M. Charter	37684110126086	\$ 1,335,844.00	\$ 1,237,497.96
Hayward Collegiate Charter	01100170138867	\$ 54,326.61	\$ 50,327.04
Health Careers Academy	39686760123802	\$ 99,042.12	\$ 91,750.55
Health Sciences High	37683380114462	\$ 4,155.08	\$ 3,849.18
Heritage K-8 Charter	37680980101535	\$ 837,979.79	\$ 776,286.97
High Tech Elementary Chula Vista	37764710123059	\$ 268,079.13	\$ 248,342.90
High Tech Elementary North County	37764710127605	\$ 207,563.13	\$ 192,282.15
High Tech Middle North County	37764710119271	\$ 187,600.32	\$ 173,789.02
Highlands Community Charter	34765050130757	\$ 808,343.50	\$ 748,832.52
Howard Gardner Community Charter	37103710124321	\$ 218,973.87	\$ 202,852.83
Humphreys College Academy of Business, Law and Education	39686270126755	\$ 1,093,500.00	\$ 1,012,995.55
ICEF Inglewood Elementary Charter Academy	19646340120303	\$ 188,450.10	\$ 174,576.24
ICEF Innovation Los Angeles Charter	19647330117952	\$ 211,000.33	\$ 195,466.30
ICEF View Park Preparatory Elementary	19647336117048	\$ 436,897.53	\$ 404,732.75
ICEF View Park Preparatory High	19647330101196	\$ 551,598.39	\$ 510,989.23
ICEF View Park Preparatory Middle	19647336121081	\$ 368,858.49	\$ 341,702.80
ICEF Vista Elementary Academy	19647330117937	\$ 116,479.94	\$ 107,904.58
ICEF Vista Middle Academy	19647330115287	\$ 95,760.00	\$ 88,710.06
iEmpire Academy	36678760121343	\$ 135,000.00	\$ 125,061.18
iLEAD Lancaster Charter	19646670125559	\$ 602,510.25	\$ 558,152.91
Imagine Schools, Riverside County	33103300125385	\$ 1,076,942.30	\$ 997,656.84
Impact Academy of Arts & Technology	01611920137646	\$ 360,000.00	\$ 333,496.48
Integrity Charter	37682210101360	\$ 289,277.69	\$ 267,980.80
Intellectual Virtues Academy	19101990134346	\$ 128,971.50	\$ 119,476.51
International School for Science and Culture	30103060139469	\$ 78,750.00	\$ 72,952.35
Invictus Leadership Academy	19647330140111	\$ 26,520.90	\$ 24,568.41

Charter School Facility Grant Program
2020-2021 Annual Funding Report

School	CDS Code	Eligible Award	Pro-Rated Award
Ipakanni Early College Charter	04615070121509	\$ 33,750.00	\$ 31,265.29
ISANA Himalia Academy	19647330135954	\$ 254,086.74	\$ 235,380.64
ISANA Nascent Academy	19647330108910	\$ 205,920.00	\$ 190,759.98
Ivy Bound Academy Math, Science, and Technology Charter Middle 2	19647330128389	\$ 113,622.39	\$ 105,257.41
Ivy Bound Academy of Math, Science, and Technology Charter Middle	19647330115113	\$ 212,869.58	\$ 197,197.93
James Jordan Middle	19647330109884	\$ 155,219.37	\$ 143,791.97
Jardin de la Infancia	19101990106880	\$ 30,000.00	\$ 27,791.37
John Henry High	07773540132233	\$ 363,760.18	\$ 336,979.83
John Muir Charter	29102982930147	\$ 297,013.41	\$ 275,147.02
Journey	33103300138024	\$ 431,410.44	\$ 399,649.61
Julia Lee Performing Arts Academy	33103300137851	\$ 219,196.38	\$ 203,058.95
Kepler Neighborhood	10101080127514	\$ 477,987.21	\$ 442,797.37
Kid Street Learning Center Charter	49709126116958	\$ 91,500.00	\$ 84,763.69
Kidinnu Academy	37679910139394	\$ 97,020.00	\$ 89,877.30
King-Chavez Community High	37683380118851	\$ 344,699.04	\$ 319,321.99
King-Chavez Preparatory Academy	37683380111906	\$ 412,091.19	\$ 381,752.67
KIPP Academy of Innovation	19647330128512	\$ 544,650.00	\$ 504,552.38
KIPP Academy of Opportunity	19647330101444	\$ 379,716.70	\$ 351,761.61
KIPP Adelante Preparatory Academy	37683380101345	\$ 356,276.20	\$ 330,046.83
KIPP Bayview Academy	38684780101337	\$ 354,132.73	\$ 328,061.16
KIPP Bridge Academy	01612590115014	\$ 185,058.04	\$ 171,433.90
KIPP Comienza Community Prep	19647330121707	\$ 1,009,295.50	\$ 934,990.25
KIPP Compton Community	19734370137893	\$ 397,934.60	\$ 368,638.30
KIPP Corazon Academy	19647330135517	\$ 1,104,553.10	\$ 1,023,234.91
KIPP Empower Academy	19647330121699	\$ 627,300.00	\$ 581,117.61
KIPP Esperanza High	41690620139915	\$ 119,525.70	\$ 110,726.11
KIPP Excelencia Community Preparatory	41690050132068	\$ 114,057.00	\$ 105,660.02
KIPP Heartwood Academy	43693690106633	\$ 15,930.00	\$ 14,757.22
KIPP Heritage Academy	43694500129205	\$ 538,870.78	\$ 499,198.63
KIPP Ignite Academy	19647330131771	\$ 382,809.37	\$ 354,626.60
KIPP Iluminar Academy	19647330127670	\$ 639,525.00	\$ 592,442.59
KIPP King Collegiate High	01613090114421	\$ 16,566.03	\$ 15,346.43
KIPP Los Angeles College Preparatory	19647330100867	\$ 405,147.60	\$ 375,320.27
KIPP Philosophers Academy	19647330125609	\$ 147,970.19	\$ 137,076.48
Kipp Prize Preparatory Academy	43693690129924	\$ 89,460.00	\$ 82,873.87
KIPP Promesa Prep	19647330131797	\$ 314,547.79	\$ 291,390.51

Charter School Facility Grant Program
2020-2021 Annual Funding Report

School	CDS Code	Eligible Award	Pro-Rated Award
KIPP Pueblo Unido	19647330139071	\$ 198,772.47	\$ 184,138.67
KIPP Raices Academy	19647330117903	\$ 615,163.50	\$ 569,874.61
KIPP Scholar Academy	19647330125625	\$ 240,556.58	\$ 222,846.59
KIPP Sol Academy	19647330125641	\$ 518,711.70	\$ 480,523.68
KIPP Vida Preparatory Academy	19647330129460	\$ 619,023.38	\$ 573,450.32
La Sierra High	54105465430327	\$ 204,785.03	\$ 189,708.57
Larchmont Charter	19647330108928	\$ 1,088,983.30	\$ 1,008,811.37
LA's Promise Charter High #1	19101990135582	\$ 114,917.04	\$ 106,456.74
Latino College Preparatory Academy	43694274330668	\$ 504,139.30	\$ 467,024.12
Latitude 37.8 High	01771800138289	\$ 159,246.50	\$ 147,522.63
Laurel Tree Charter	12626870124263	\$ 39,062.99	\$ 36,187.13
LaVerne Elementary Preparatory Academy	36750440118059	\$ 476,820.00	\$ 441,716.08
Lazear Charter Academy	01100176002000	\$ 9,936.00	\$ 9,204.50
Leadership Public Schools - Hayward	01611920108670	\$ 274,250.81	\$ 254,060.22
Learning by Design Charter	19647330137513	\$ 119,702.70	\$ 110,890.08
Lemoore Middle College High	16639820110205	\$ 44,414.31	\$ 41,144.49
Life Source International Charter	19646670123174	\$ 160,889.70	\$ 149,044.86
Lifeline Education Charter	19734370115725	\$ 304,340.43	\$ 281,934.62
Lighthouse Community Charter	01612590130633	\$ 334,080.00	\$ 309,484.73
Lighthouse Community Charter High	01612590108944	\$ 187,920.00	\$ 174,085.16
Literacy First Charter	37103716119119	\$ 885,176.30	\$ 820,008.81
Lodestar: A Lighthouse Community Charter Public	01612590134015	\$ 629,820.36	\$ 583,452.42
Los Angeles College Prep Academy	19772890109942	\$ 114,173.08	\$ 105,767.56
Los Angeles Leadership Academy	19647331996610	\$ 402,454.80	\$ 372,825.72
Los Angeles Leadership Primary Academy	19647330124818	\$ 306,000.00	\$ 283,472.01
Los Feliz Charter Middle School for the Arts	19647330137463	\$ 95,282.68	\$ 88,267.89
Los Feliz Charter School for the Arts	19647330112235	\$ 414,584.91	\$ 384,062.80
Luis Valdez Leadership Academy	43694270130856	\$ 12,207.18	\$ 11,308.48
MAAC Community Charter	37684113731304	\$ 262,328.18	\$ 243,015.35
Magnolia Science Academy	19101996119945	\$ 739,110.75	\$ 684,696.75
Magnolia Science Academy 6	19647330117648	\$ 87,475.05	\$ 81,035.06
Magnolia Science Academy 7	19647330117655	\$ 200,932.21	\$ 186,139.41
Making Waves Academy	07100740114470	\$ 1,144,707.71	\$ 1,060,433.30
Manzanita Middle	07100746118368	\$ 81,000.00	\$ 75,036.71
Math and Science College Preparatory	19647330126136	\$ 371,250.00	\$ 343,918.24
McGill School of Success	37683386113211	\$ 119,421.00	\$ 110,629.12
Montague Charter Academy	19647336018204	\$ 79,589.25	\$ 73,729.82

Charter School Facility Grant Program
2020-2021 Annual Funding Report

School	CDS Code	Eligible Award	Pro-Rated Award
Mueller Charter (Robert L.)	37680236037980	\$ 352,504.50	\$ 326,552.80
Multicultural Learning Center	19647336119044	\$ 437,452.97	\$ 405,247.30
Museum	37683386115570	\$ 249,147.36	\$ 230,804.91
N.E.W. Academy of Science and Arts	19647330100289	\$ 374,064.72	\$ 346,525.74
National University Academy Dual Language Institute	37103710138594	\$ 155,644.72	\$ 144,186.03
Nevada City School of the Arts	29102980114330	\$ 454,496.40	\$ 421,035.97
New Designs Charter	19647330102541	\$ 1,026,758.46	\$ 951,167.58
New Designs Charter School-Watts	19647330120071	\$ 396,412.49	\$ 367,228.24
New Heights Charter	19647330111211	\$ 115,157.01	\$ 106,679.05
New Horizons Charter Academy	19647330128371	\$ 224,812.50	\$ 208,261.60
New Los Angeles Charter	19647330117614	\$ 349,449.30	\$ 323,722.53
New Opportunities Charter	19643520128496	\$ 184,606.05	\$ 171,015.19
New Village Girls Academy	19647330111484	\$ 85,702.47	\$ 79,392.98
New Vision Middle	36678760120006	\$ 464,416.98	\$ 430,226.19
New West Charter	19756636120158	\$ 811,487.83	\$ 751,745.35
North County Trade Tech High	37684520114264	\$ 219,191.00	\$ 203,053.96
North Oakland Community Charter	01612596117972	\$ 209,091.26	\$ 193,697.78
Norton Science and Language Academy	36103630115808	\$ 346,524.56	\$ 321,013.11
NOVA Academy - Coachella	33736760121673	\$ 189,084.23	\$ 175,163.67
Nova Academy Early College High	30666700106567	\$ 467,615.54	\$ 433,189.27
Oakland Charter Academy	01612596111660	\$ 246,108.15	\$ 227,989.46
Oakland Charter High	01612590114868	\$ 459,529.19	\$ 425,698.24
Oakland Military Institute, College Preparatory Academy	01612590130617	\$ 120,485.16	\$ 111,614.93
Oakland School for the Arts	01612593030772	\$ 918,059.10	\$ 850,470.76
Oakland Unity High	01612590100065	\$ 183,600.09	\$ 170,083.28
Oasis Charter Public	27659616119663	\$ 188,100.00	\$ 174,251.91
OCSA	30103063030723	\$ 1,687,500.00	\$ 1,563,264.73
Orange County Educational Arts Academy	30666700109066	\$ 720,713.46	\$ 667,653.89
Oxford Day Academy	41104130135269	\$ 117,224.80	\$ 108,594.61
Palmdale Aerospace Academy	19648570125377	\$ 2,702,843.01	\$ 2,503,857.28
Para Los Niños Charter	19647336120489	\$ 124,162.63	\$ 115,021.66
Paragon Collegiate Academy	58727360121632	\$ 202,500.00	\$ 187,591.77
Peak to Peak Mountain Charter	15636280128504	\$ 9,000.00	\$ 8,337.41
Perseverance Preparatory	43771150137059	\$ 55,827.10	\$ 51,717.06
Port of Los Angeles High	19647330107755	\$ 497,288.70	\$ 460,677.86
PREPA TEC - Los Angeles	19647330127936	\$ 394,277.38	\$ 365,250.32

Charter School Facility Grant Program
2020-2021 Annual Funding Report

School	CDS Code	Eligible Award	Pro-Rated Award
Prepa Tec Los Angeles High	19769920133900	\$ 384,250.30	\$ 355,961.45
Public Policy Charter	19647330131847	\$ 76,292.81	\$ 70,676.07
Public Safety Academy	36678760109850	\$ 149,845.38	\$ 138,813.63
PUC CALS Middle School and Early College High	19647330133298	\$ 498,017.54	\$ 461,353.05
PUC Community Charter Elementary	19647330129619	\$ 120,946.38	\$ 112,042.20
PUC Community Charter Middle and PUC Community Charter Early College High	19647336116750	\$ 719,984.42	\$ 666,978.53
PUC Excel Charter Academy	19647330112201	\$ 305,477.24	\$ 282,987.73
PUC Inspire Charter Academy	19647330129593	\$ 192,599.91	\$ 178,420.53
PUC Lakeview Charter Academy	19647330102442	\$ 314,783.13	\$ 291,608.52
PUC Lakeview Charter High	19647330122606	\$ 522,171.09	\$ 483,728.39
PUC Milagro Charter	19647330102426	\$ 240,017.83	\$ 222,347.50
PUC Nueva Esperanza Charter Academy	19647330133280	\$ 293,460.53	\$ 271,855.70
PUC Triumph Charter Academy and PUC Triumph Charter High	19647330133272	\$ 929,333.51	\$ 860,915.15
REACH Leadership STEAM Academy	33672150126128	\$ 363,449.07	\$ 336,691.63
Redwood Coast Montessori	12626790137653	\$ 132,845.25	\$ 123,087.89
Renaissance Arts Academy	19647330101683	\$ 604,555.42	\$ 560,047.51
Richmond Charter Academy	07617960126805	\$ 301,115.15	\$ 278,946.79
Richmond Charter Elementary-Benito Juarez	07617960129643	\$ 551,489.40	\$ 510,888.25
Richmond College Preparatory	07617960110973	\$ 21,384.00	\$ 19,809.69
Ridgecrest Elementary Academy for Language, Music, and Science	15101571530500	\$ 67,048.65	\$ 62,112.47
Rise Kohyang Elementary	19647330136994	\$ 85,617.70	\$ 79,314.46
Rise Kohyang High	19647330133868	\$ 481,493.60	\$ 446,045.62
Rise Kohyang Middle	19647330124222	\$ 497,151.83	\$ 460,551.07
River Charter Schools Lighthouse Charter	57726940131706	\$ 572,560.80	\$ 530,408.37
River Islands Technology Academy II	39684860127134	\$ 180,000.00	\$ 166,748.24
River Oak Charter	23656150115055	\$ 4,603.95	\$ 4,265.01
Rocketship Academy Brilliant Minds	43104390125781	\$ 716,173.29	\$ 663,447.97
Rocketship Alma Academy	43104390125799	\$ 529,687.53	\$ 490,691.46
Rocketship Delta Prep	07616480137430	\$ 405,281.81	\$ 375,444.59
Rocketship Discovery Prep	43104390123281	\$ 485,206.62	\$ 449,485.27
Rocketship Fuerza Community Prep	43104390131110	\$ 720,109.04	\$ 667,093.96
Rocketship Los Suenos Academy	43104390120642	\$ 486,673.46	\$ 450,844.12
Rocketship Mateo Sheedy Elementary	43104390113704	\$ 602,763.14	\$ 558,387.18
Rocketship Mosaic Elementary	43694500123299	\$ 709,406.28	\$ 657,179.15

Charter School Facility Grant Program
2020-2021 Annual Funding Report

School	CDS Code	Eligible Award	Pro-Rated Award
Rocketship Rising Stars	43104390133496	\$ 549,165.75	\$ 508,735.68
Rocketship Si Se Puede Academy	43104390119024	\$ 448,178.99	\$ 415,183.66
Rocketship Spark Academy	43694500128108	\$ 657,806.85	\$ 609,378.53
Roseland Charter	49709040101923	\$ 296,250.00	\$ 274,439.81
Sacramento Valley Charter	57726940124875	\$ 215,114.96	\$ 199,278.00
Samueli Academy	30103060126037	\$ 741,616.40	\$ 687,017.94
San Jacinto Valley Academy	33672496114748	\$ 21,972.93	\$ 20,355.25
Scholarship Prep	30103060134288	\$ 385,151.82	\$ 356,796.59
Scholarship Prep - Oceanside	37103710136085	\$ 561,056.30	\$ 519,750.83
Scholarship Prep - South Bay	19647330139097	\$ 294,999.60	\$ 273,281.46
School for Entrepreneurship and Technology	37683380122788	\$ 223,066.20	\$ 206,643.87
School of Arts and Enterprise	19756971996693	\$ 504,909.00	\$ 467,737.14
SD Global Vision Academy	37683380121681	\$ 150,074.01	\$ 139,025.43
Sherman Thomas Charter	20652430100016	\$ 144,000.00	\$ 133,398.59
Sherman Thomas STEM Academy	20652430134510	\$ 54,000.00	\$ 50,024.47
SIATech	37684520106120	\$ 504,629.94	\$ 467,478.63
Sparrow Academy	37681970136408	\$ 189,284.50	\$ 175,349.21
Stella Elementary Charter Academy	19647330137604	\$ 145,394.35	\$ 134,690.30
Stella Middle Charter Academy	19647330100669	\$ 577,695.44	\$ 535,164.98
STEM Preparatory Elementary	19647330136986	\$ 341,954.61	\$ 316,779.61
Stockton Collegiate International Elementary	39686760120725	\$ 468,782.11	\$ 434,269.95
Stockton Collegiate International Secondary	39686760120733	\$ 567,886.34	\$ 526,078.04
STREAM Charter	04615070129577	\$ 135,600.32	\$ 125,617.30
Summit Leadership Academy-High Desert	36750440107516	\$ 109,728.71	\$ 101,650.39
Summit Public School K2	07100740129684	\$ 540,076.46	\$ 500,315.54
Summit Public School: Denali	43104390128090	\$ 659,511.13	\$ 610,957.32
Summit Public School: Shasta	41689240127548	\$ 543,242.49	\$ 503,248.49
Summit Public School: Tamalpais	07617960133637	\$ 524,056.67	\$ 485,475.15
Sycamore Academy of Science and Cultural Arts	33751760120204	\$ 492,829.65	\$ 456,547.09
TEACH Academy of Technologies	19647330122242	\$ 466,169.15	\$ 431,849.35
TEACH Preparatory Mildred S. Cunningham & Edith H. Morris Elementary	19647330138305	\$ 216,284.60	\$ 200,361.54
TEACH Tech Charter High	19647330129627	\$ 479,192.70	\$ 443,914.11
TEAM Charter	39686760124958	\$ 827,258.32	\$ 766,354.82
Team Charter Academy	39686760136283	\$ 162,762.44	\$ 150,779.72
The City	19647330134148	\$ 404,631.43	\$ 374,842.11
The Education Corps	14101400128447	\$ 186,372.90	\$ 172,651.96

Charter School Facility Grant Program
2020-2021 Annual Funding Report

School	CDS Code	Eligible Award	Pro-Rated Award
Three Rivers Charter	23655650123737	\$ 35,883.98	\$ 33,242.17
Today's Fresh Start-Compton	19734370132845	\$ 619,906.50	\$ 574,268.43
Tomorrow's Leadership Collaborative (TLC) Charter	30103060137976	\$ 81,231.31	\$ 75,250.98
Tree of Life Charter	23656156117386	\$ 51,045.59	\$ 47,287.56
Trillium Charter	12629760115154	\$ 11,700.00	\$ 10,838.64
Twin Rivers Charter	51714640107318	\$ 257,821.20	\$ 238,840.17
Union Street Charter	12626790111708	\$ 47,726.25	\$ 44,212.60
Unity Middle College High	30103060133959	\$ 107,573.13	\$ 99,653.50
University Preparatory Academy Charter	43104390113431	\$ 673,500.00	\$ 623,916.32
University Preparatory Value High	19647330132027	\$ 557,108.44	\$ 516,093.62
Urban Corps of San Diego County Charter	26102640124990	\$ 288,060.57	\$ 266,853.29
Urban Discovery Academy Charter	37683380135913	\$ 691,263.02	\$ 640,371.62
Valiente College Preparatory Charter	19101990132605	\$ 72,366.57	\$ 67,038.89
Valley Charter Elementary	19647330122754	\$ 147,857.25	\$ 136,971.87
Valley Charter Middle	19647330122838	\$ 228,232.23	\$ 211,429.57
Valley Life Charter	54105460124057	\$ 487,024.62	\$ 451,169.43
Valor Academy Elementary	19647330133694	\$ 414,355.50	\$ 383,850.27
Valor Academy High	19647330127894	\$ 581,037.80	\$ 538,261.27
Valor Academy Middle	19647330120022	\$ 410,249.97	\$ 380,047.00
Vibrant Minds Charter Academy	30664230131417	\$ 168,750.00	\$ 156,326.47
Village Charter Academy	19647330129866	\$ 267,615.00	\$ 247,912.94
Vincent Academy	01612590123711	\$ 230,998.25	\$ 213,991.95
Vista Charter Middle	19647330122739	\$ 374,432.82	\$ 346,866.74
Vista Condor Global Academy	30103060137000	\$ 76,500.00	\$ 70,868.00
Vista Heritage Global Academy	30103060132613	\$ 189,719.85	\$ 175,752.51
Vista Springs Charter	37771560137323	\$ 165,216.73	\$ 153,053.33
Voices College Bound Language Academy at Stockton	39686760139907	\$ 52,073.00	\$ 48,239.34
Voices College-Bound Language Academy at Morgan Hill	43104390131748	\$ 302,181.49	\$ 279,934.63
Voices College-Bound Language Academy at Mt. Pleasant	43104390132530	\$ 364,268.80	\$ 337,451.00
Vox Collegiate of Los Angeles	19647330137521	\$ 152,129.24	\$ 140,929.36
Walden Academy	11101160124909	\$ 105,982.65	\$ 98,180.12
Watts Learning Center	19647336114912	\$ 218,917.82	\$ 202,800.89
We the People	19101990139345	\$ 25,067.70	\$ 23,222.19
Western Center Academy	33670820120675	\$ 782,242.92	\$ 724,653.49

Charter School Facility Grant Program
2020-2021 Annual Funding Report

School	CDS Code	Eligible Award	Pro-Rated Award
Wildflower Open Classroom	04614240123810	\$ 124,731.00	\$ 115,548.19
Willits Charter	23656232330363	\$ 81,000.00	\$ 75,036.71
Willits Elementary Charter	23656230125658	\$ 94,500.00	\$ 87,542.82
Wonderful College Prep Academy	15101570119669	\$ 2,270,140.60	\$ 2,103,010.80
Wonderful College Prep Academy - Lost Hills	15101570135467	\$ 457,500.00	\$ 423,818.44
Woodward Leadership Academy	36678760126714	\$ 46,350.00	\$ 42,937.67
YouthBuild Charter School of California	14101400117994	\$ 743,360.24	\$ 688,633.39
Yu Ming Charter	01100170124172	\$ 362,571.49	\$ 335,878.66
Yuba City Charter	51714645130125	\$ 129,555.00	\$ 120,017.04
Yuba Environmental Science Charter Academy	58105870117242	\$ 40,295.71	\$ 37,329.09