Attachment #3

CWC Exhibits to CWC Appeal

(Includes 1st appeal and CSFA Response)

Attachment A

CITIZENS OF THE WORLD CHARTER SCHOOLS
LOS ANGELES

January 13, 2019

Sent via Mail and Email to: SB740@treasurer.ca.gov

California School Finance Authority
915 Capitol Mall, Suite 101
Sacramento, CA 95814

Re: Citizens of the World Charter School Mar Vista
Appeal of CSFA's Eligibility Determination
California School Facilities Grant Program ("SB 740")

Pursuant to Title 4, California Code of Regulations (CCR) Section 10170.10(b), this letter serves as Citizens of the World Charter School Mar Vista's ("CWC") appeal of the California School Finance Authority ("CSFA") staff's determination that CWC is ineligible for SB 740 funding dollars for the 2018-2019 year.

CWC is a high performing school located in the Los Angeles Unified School District ("LAUSD") and provides a strong neighborhood choice for families. Based on 2017-18 California Assessment of Student Performance and Progress ("CAASPP") data, 71% of CWC students performed at grade level in ELA, and 62% in Math. This places CWC in the top 9% in both ELA and math out of 773 LAUSD, charter and magnet elementary and middle schools. Moreover, CWC is serving all students well: all subgroups outperformed the District in both ELA and math in 2017-18 CAASPP results. Recognizing CWC's strong performance, the LAUSD Board unanimously renewed CWC's charter for a five-year term starting in the 2018-19 school year.

CSFA's November 14, 2018 letter to Gillian Smith, Principal of CWC, states, "[b]ased on a review of 2017-2018 FRPM data provided by the California Department of Education, the Authority found that Citizens of the World Charter School Mar Vista had an FRPM of 25.87% and Citizens of the World Charter School Mar Vista's local elementary school, Richland Avenue Elementary (CDS# 19647336018873), had an FRPM of 52.38%. Therefore, Citizens of the World Charter School Mar Vista does not meet either of the FRPM eligibility thresholds set forth in Program regulations, section 10170.3 (d)(1)-(3)."

As further explained below, CWC qualifies for SB 740 funding two different ways. First, CWC qualifies pursuant to 4 CCR § 10170.3(d)(2), because CWC is located within the attendance areas of at least ten (10) public elementary magnet/dual language schools that have an attendance area spanning all of LAUSD and have 2017-2018 FRPM rates of 55% or more that were certified through the annual Fall 1 data submission to the California Longitudinal Pupil Achievement Data System (CALPADS). LAUSD has confirmed in writing that CWC is located within the attendance area of all of LAUSD's magnet and dual language programs (See **Exhibit B**).

Second, pursuant to 4 CCR § 10170.3(d)(2), CWC also qualifies for SB 740 funding based on the actual 2017-2018 73.2% FRPM rate at CWC's *local* public elementary school, Richland Avenue Elementary ("Richland"). The 2017-2018 FRPM data provided by the California

Department of Education ("CDE") for Richland is not an accurate reflection of Richland's true FRPM status because it combines separate data provided by LAUSD to the CDE for both Richland and a separate "non-local" magnet/dual language school, Richland Avenue Elementary World Language Immersion French ("Richland French Magnet"), which has a disproportionately low FRPM rate (30.3%) compared to Richland (73.2%). (See **Exhibit A**.)

CSFA cannot fairly deny CWC's eligibility based on Richland's actual FRPM rate on the grounds that such data was not "reported by the CDE" in strict compliance with 4 CCR § 10170.2(p) while also rejecting CWC's eligibility analysis based on magnet schools on the grounds that although such an analysis strictly complies with Education Code Section 47614.5 and 4 CCR § 10170.3(d)(2), the results are nonetheless inconsistent with the purpose and intent of SB 740. Logically, CWC must qualify under one of these two methodologies, and to argue otherwise is to apply the law and Regulations inconsistently. In other words, if CSFA contends that CWC is ineligible based on the magnet/dual language attendance area argument, which CWC disputes, then this logic would mean that CSFA should agree that Richland's own FRPM data should not be skewed by a co-located, "non-local" magnet/dual language immersion school. Conversely, if CSFA argues that CWC is ineligible based on Richland's data due to a strict interpretation of the Regulations, then CWC must then be found eligible based on an analysis of CWC's attendance area, as verified by LAUSD in writing. These arguments are described in further detail below.

Therefore, CWC respectfully requests that the CSFA staff reverse its November 14, 2018 eligibility determination for CWC and find CWC eligible to receive SB 740 funds for the 2018-2019 school year.

CWC is Eligible for SB 740 Funds for 2018-2019 Based on Any of the Magnet/Dual Language Elementary Schools within LAUSD That Had an FRPM Rate of 55% or more in 2017-18.

Pursuant to 4 CCR § 10170.3(d)(2), an existing charter school can establish eligibility for SB 740 funds if the charter school "is physically located in the attendance area of a public elementary school in which fifty-five percent (55%) or more of the pupil enrollment is eligible for prior year FRPM and the school site gives a preference in admissions to pupils who are currently enrolled in that public elementary school and to pupils who reside in the elementary school attendance area where the charter school site is located, as determined by the local school district." (Emphasis added.) Notably, 4 CCR § 10170.3(d)(2) does not contain any restriction on the number of elementary schools on which a charter school may base its eligibility for SB 740 funds or mention the term "local elementary school" referenced in CSFA's letter. As the term "local elementary school" is not included in the SB 740 Regulations, it does not limit CWC's eligibility options as the SB 740 application and CSFA staff's November 14, 2018 eligibility determination indicates.

Neither the SB 740 Implementing Regulations nor Education Code § 47614.5 define "public elementary school" or "attendance area." However, the Education Code generally indicates that an "elementary school" is a school serving any of the grades K-8, or in some cases K-6. (See e.g., Education Code §§ 49430(e), 60010(e), 41376(a)(1)-(2).) As for an "attendance area," Education Code Section 17070.15(b), broadly defines "attendance area" for the

purposes of the Leroy F. Greene School Facilities Act of 1998 as " the geographical area serving an existing high school and those junior high schools and elementary schools included therein." This definition of "attendance area" is also used within the context of charter schools' requests for facilities under Proposition 39; 5 CCR § 11969.3(a)(2) provides, "The comparison group shall be the school district-operated schools with similar grade levels that serve students living in the high school attendance area, as defined in Education Code section 17070.15(b), in which the largest number of students of the charter school reside. . . ." Accordingly, an "attendance area" of a school is generally understood to mean the geographical area serving that school, or in other words, the geographical area in which students must reside to be eligible to attend that school based on residency.

School districts set their own attendance boundaries. The establishment of attendance areas by the local school district is further reinforced by 4 CCR § 10170.3(d)(2), which states: "the elementary school attendance area where the charter school site is located, as determined by the local school district." (Emphasis added.)

According to LAUSD's Magnet and Dual Language Education Programs websites and policies, "All students living within L.A. Unified boundaries are eligible to apply" to any LAUSD dual language or magnet school. (See **Exhibit B**.) This is because LAUSD magnet schools are the result of a Court-Ordered voluntary integration program and specifically designed to maintain a racially balanced enrollment, rather than serve a particular community within LAUSD. (See **Exhibit B**.) Dual Language Immersion programs are intended to serve a similarly diverse group of applicants and as such draw students from all over LAUSD. As such, the "attendance area" of all LAUSD magnet and dual language schools is the entire boundary of the LAUSD.

This interpretation is also supported by the "Enrollment Option" information listed for LAUSD's magnet and dual language immersion schools on LAUSD's Resident School Identifier (http://rsi.lausd.net/ResidentSchoolIdentifier/). For example, when you search for "114 N Westmoreland Ave, Los Angeles, CA 90004" (i.e. an address very close to Dr. Sammy Lee Medical Magnet's address) in LAUSD's Resident School Identifier, the resulting list indicates that Dr. Sammy Lee Medical Magnet is a "School in Choice Area," which is also the "Enrollment Option" listed for Richland French Magnet. The "Enrollment Option" footnote for Dr. Sammy Lee Medical Magnet states: "Students choosing to attend Dr. Lee Medical and Health Science Magnet ES will need to submit a Choices Application. For further information on the Choices Application process, please visit the E-Choices Website at: http://echoices.lausd.net, or contact the school directly." (See **Exhibit C**). Richland, on the other hand, is listed as an "Assigned Resident School."

4 CCR § 10170.3(d)(2), as reiterated by CSFA, indicates that it is the local school district (here LAUSD) which determines "the elementary school attendance area where the charter school site is located." (4 CCR § 10170.3(d)(2).) Attached to this letter as **Exhibit B**, please find a letter from LAUSD confirming that CWC is located within the attendance areas of all of LAUSD's magnet and dual language programs.

CWC is located within LAUSD and its charter renewal petition has a preference for "Students who are currently enrolled in, and students who reside in, the attendance area of the

public elementary school where the Charter School is located." (See **Exhibit D**.) Such language was designed for the express purpose of meeting SB 740 requirements and in alignment with CSFA staff's guidelines, as described in Exhibit D's footnote #18. (See **Exhibits D and E**.) Moreover, CWC provides an enrollment preference to all students in LAUSD. (See **Exhibit D**.) As CWC is physically located in the attendance area of the following public elementary magnet schools (i.e., LAUSD) and its admissions preferences encompass these schools in compliance with 4 CCR § 10170.3(d)(2), CWC qualifies for SB 740 funds under 4 CCR § 10170.3(d)(2) based on the 2017-18 FRPM rates of 55% or more at any of the following public, LAUSD elementary magnet schools as reported by the CDE and certified through the annual data submission to CALPADS:

School Name	**Grades Served**	**2017-18 FRPM %**
Carthay Elementary Of Environmental Studies Magnet	K-5	67.8%
Westside Global Awareness Magnet	K-8	82.4%
Dr. Sammy Lee Medical and Health Science Magnet Elementary	K-5	91.8%
Tom Bradley Global Awareness Magnet	K-5	95.8%
Haskell Elementary Science Technology Engineering Arts And Mathematics (STEAM) Magnet	K-5	74.0%
Lomita Math/Science/Technology Magnet	K-5	67.7%
Los Feliz Science/Tech/Engineer/Math/ Medicine Magnet	K-6	83.6%
Loyola Village Fine And Performing Arts Magnet	K-5	70.8%
Rockdale Visual & Performing Arts Magnet	K-6	62.5%
Vintage Math/Science/Technology Magnet	K-5	58.7%
San Pascual Elementary Science Technology Engineering Arts And Mathematics (STEAM) Magnet	K-6	81.2%
Vista Del Valle Dual Language Academy	K-3	89.0%

(See **Exhibits F and G**.)

In its lottery this year (to be conducted in February 2019), CWC plans to provide enrollment preferences for students currently attending Westside Global Awareness Magnet and to students who live in LAUSD. As further noted below, CWC also plans to provide an enrollment preference for students living in the attendance area of, or currently attending, Richland. CSFA staff have previously acknowledged that "if one of the school's site has more than one local elementary school whose FRPM is above the 55% threshold then the charter school may use that elementary to meet the SB740 FRPM requirement (so long as they provide a preference in admissions to that charter school.)" (See **Exhibit H**.) Therefore, CWC does not need to provide an admissions preference to every LAUSD magnet school in the list above.

CITIZENS OF THE WORLD CHARTER SCHOOLS

LOS ANGELES

In summary, CWC qualifies for SB 740 funds for 2018-2019 by meeting each provision of 4 CCR § 10170.3(d)(2), as follows:

- CWC "is physically located in the attendance area of a public elementary school in which fifty-five percent (55%) or more of the pupil enrollment is eligible for prior year FRPM". This provision is met by being located in any of the magnet school attendance boundaries described above in which more than 55% of the pupil enrollment is eligible for prior year FRPM; and

- CWC "gives a preference in admissions to pupils who are currently enrolled in that public elementary school and to pupils who reside in the elementary school attendance area where the charter school site is located, as determined by the local school district". This provision is met through the charter renewal petition's admissions preference that is specifically aligned with the terms of 4 CCR § 10170.3(d)(2) and by providing an enrollment preference for students who live in LAUSD.

There is nothing in the law or SB 740 Regulations that is contradictory to the above analysis of eligibility. Although CWC understands that the practical result of the above analysis is that more charter schools within LAUSD who have under 55% FRPM would be eligible for SB 740 funds, an increase in the number of charter schools eligible for SB 740 alone cannot serve as a legal basis to reject the above analysis, which is precisely aligned with the letter of the law and consistent with CSFA staff's guidelines. Given that the deadline for charter schools to appeal CSFA's 2018-2019 eligibility determinations has passed, CSFA's agreement with the above analysis as it relates to CWC's eligibility for 2018-2019 should not result in a flood of SB 740 applications or appeals of CSFA's 2018-2019 eligibility determinations. Further, simply because the attendance boundaries for certain public, elementary schools within LAUSD are larger than others, does not necessarily mean that it will be any more difficult for CSFA staff to determine a charter school's eligibility for SB 740 funds, nor that a determination of eligibility is inconsistent with the law or SB 740 Regulations.

If CSFA contends that the above analysis is inconsistent with the purpose and intent of SB 740 because it would result in eligibility based on the FRPM rates at "non-local" elementary schools, which CWC disputes, logically, CSFA should also agree that Richland's own 73.2% FRPM rate in 2017-18 should not be skewed by a co-located, "non-local" magnet/dual language immersion school that has an attendance area of the entire LAUSD. In other words, CSFA cannot, without being inconsistent, require strict compliance with the terms of Education Code Section 47614.5 and the SB 740 Regulations (such as the CDE reporting provision included in 4 CCR § 10170.2(p)) while also rejecting the above analysis on the grounds that although it strictly complies with Education Code Section 47614.5 and 4 CCR § 10170.3(d)(2), the results are nonetheless inconsistent with the purpose and intent of SB 740. As such, should CSFA not agree with the above analysis, CWC respectfully requests that CSFA alternatively find CWC eligible for SB 740 funds for 2018-2019 based on Richland's actual, verifiable 2017-2018 73.2% FRPM rate submitted to CALPADS and the 63.9% FRPM rate for Richland and Richland French Magnet students who resided in the Richland residence area in 2017-18. Conversely, if CSFA argues that CWC is ineligible based on Richland's data due to a strict interpretation of the SB 740 Regulations (specifically the CDE reporting provision included in 4 CCR § 10170.2(p)), then CWC

must then be found eligible based on a strict analysis of the SB 740 Regulations, which includes the fact that CWC is eligible based on the 2017-18 FRPM rates of 55% or more at numerous LAUSD elementary magnet schools, as verified by the local school district in writing.

CWC is Eligible for SB 740 Funds for 2018-2019 Based on Richland's 73.2% FRPM Rate and the 63.9% FRPM Rate for Students Enrolled in the Richland Residence Area in 2017-18.

As stated above, Richland's own 73.2% FRPM rate in 2017-18 should not be unfairly skewed by a co-located, "non-local" magnet/dual language school that has an attendance area of the entire LAUSD.

Title 2, California Code of Regulations Section 10170.2(p) defines FRPM eligibility as "the percentage of enrolled students in grades Kindergarten through 12th grade or students ages 5 through 17, whichever is greater, eligible for free or reduced price meals, as reported by the Department and certified through the annual Fall 1 data submission to the California Longitudinal Pupil Achievement Data System (CALPADS)."

Although the CDE's procedures combined Richland and Richland French Magnet's FRPM data in its FRPM report, LAUSD identifies Richland and Richland French Magnet as separate schools and reported them to CALPADS as such. Indeed, Richland and Richland French Magnet have different location codes, cost center codes and attendance areas, and serve different grade levels (Richland is K-5, Richland French Magnet is K-3). (See **Exhibits A, C and I.**) According to the District's School Finder, Richland Elementary School, not Richland French Magnet, is the District school of residence of students residing in the Richland attendance boundaries, and a student cannot enroll at Richland French Magnet simply by living in Richland's attendance boundaries – a separate application must be submitted to the District for participation in its Magnet/Dual Language program. (See **Exhibits B and C**.)

In addition, LAUSD provided CALPADS with separate, verifiable 2017-18 FRPM data for Richland and Richland French Magnet that shows Richland had a 73.2% FRPM rate in 2017-18 whereas Richland French Magnet had a 29.2% FRPM rate in 2017-18, when looking at student FRPM by grade level. The same pattern emerges when analyzing FRPM by student age, which demonstrates that Richland's FRPM rate in 2017-18 was 73.0% and Richland French Magnet's was 30.3% (See **Exhibit A**.) We also include the raw data set provided by LAUSD's Office of Data & Accountability, including a letter from LAUSD certifying the accuracy of the data. Moreover, LAUSD staff verified in writing that this data was provided to CALPADS in separate data files and distinguished by separate location codes. (See **Exhibit A**.)

Therefore, LAUSD provided to the CDE, through "the annual Fall 1 data submission to the California Longitudinal Pupil Achievement Data System (CALPADS)" the separate underlying data for both Richland and Richland French Magnet. The CDE then combined this data in the published spreadsheet of FRPM percentages for its reporting, though again, the underlying data reported to CALPADS was for the two separate schools. As the data submitted by LAUSD to CALPADS was for two separate schools, the data reported by the CDE was based on these two separate data sets and thus should be sufficient to demonstrate CWC's eligibility based on

Richland's 2017-2018 FRPM rate of 73.2% or the 63.9% FRPM rate for Richland and Richland French Magnet students who resided in the Richland residence area in 2017-18.

As Exhibit A demonstrates, the FRPM rate in 2017-18 for students attending Richland and Richland French Magnet who reside in the Richland attendance area was 63.2% when analyzed by students' grade level and 63.9% when analyzed by students' age. This data demonstrates that CWC's eligibility meets the legislative intent of Education Code Section 47614.5 and the SB 740 Regulations (4 CCR § 10170.1 *et seq*.): CWC, through its admissions preferences, aims to serve and thereby provide the benefit of SB 740 funding to the low-income student population that resides within the "local" Richland attendance area. In fact, CWC's elementary school grades currently enroll more students who otherwise would attend Richland than any other resident school (39 students, or approximately 8% of the student population).

Lastly, as noted above, students who attend Richland French Magnet come from all over the District; in order to attend Richland French Magnet, a student must complete a separate application from LAUSD's "E-Choices" website. (See **Exhibits B and C**.) A student who resides within Richland's attendance area is entitled only to attend Richland and cannot attend Richland French Magnet without filling out a separate application and being accepted. Therefore, the fact that the CDE elects to combine the separate data provided by LAUSD for the two schools in its FRPM report does not change the fact that data was reported to the CDE for two separate schools with different attendance areas, and only one of those schools – Richland – is obligated to enroll students residing within its attendance boundaries.

Therefore, CWC is physically located in the attendance area of a public elementary school (i.e., Richland) in which fifty-five percent (55%) or more of the pupil enrollment is eligible for prior year FRPM, and CWC has met the requirements of 10170.3(d)(2) and Education Code Section 47614.5(c)(2)(A).

Conclusion

Again, CSFA cannot fairly deny CWC's eligibility based on Richland's actual FRPM rate on the grounds that such data was not "reported by the CDE" in strict compliance with 4 CCR § 10170.2(p) while also rejecting CWC's eligibility analysis based on magnet schools on the grounds that although such an analysis strictly complies with Education Code Section 47614.5 and 4 CCR § 10170.3(d)(2), the results are nonetheless inconsistent with the purpose and intent of SB 740.

We recognize that this appeal presents a unique set of facts. Specifically, we are not aware of another case in which: 1) a charter school was located in the attendance area of a public elementary school that had a magnet and non-magnet program; and 2) the magnet and non-magnet programs had vastly different FRPM rates. Notwithstanding the uniqueness of this case, CWC's eligibility is fully allowed based on Education Code Section 47614.5 and the SB 740 Regulations. Please note that CWC is currently considering other long-term solutions to the issues presented in this appeal, and CWC intends to work collaboratively with CSFA staff to develop these long-term solutions. As a result, CWC is hopeful that it will not need to base its eligibility on the above arguments in future years.

CITIZENS OF THE WORLD CHARTER SCHOOLS

LOS ANGELES

I am pleased to share a letter signed by LAUSD's senior leadership in support of CWC's appeal. (See **Exhibit J**.)

In light of the foregoing, CWC appeals CSFA's November 14, 2018 determination that CWC is ineligible for SB 740 funds for the 2018-19 school year, and respectfully requests that CSFA staff find CWC eligible to receive SB 740 funds for the 2018-2019 school year.

Please do not hesitate to contact me should you have any questions.

Respectfully,

Mark Kleger-Heine
Executive Director

Encl.

EXHIBIT A

Los Angeles Unified School District
Office of Data and Accountability
333 South Beaudry Avenue, 16th Floor, Los Angeles, California 90017
Telephone: (213) 241-2460 Fax: (213) 241-8462

Austin Beutner
Superintendent of Schools

Scott Price
Chief Financial Officer

Oscar Lafarga
Executive Director

January 8, 2019

Mark Kleger-Heine, Executive Director
Citizens of the World Los Angeles
5371 Wilshire Boulevard, Suite 200
Los Angeles, California 90036

Dear Mr. Kleger-Heine,

This letter is provided at your request regarding Free and Reduced Price Meal (FRPM) data for one of our elementary schools, Richland Elementary School, California Department of Education School Code 6018873.

The data provided is from CALPADS Fall 1 certified submissions for the 2016-2017 and 2017-2018 school years. For your reference, Richland Elementary School encompasses a magnet program, Richland French Academy, and we identify these by using a unique location code, "LOC", in the attached spreadsheet. Richland Elementary School students are identified by LOC 6260 and Richland French Academy students are identified by LOC 2825.

I would like to highlight a few data points for you from this data set:

- Richland Elementary School's non-magnet program Free and Reduced Price Meal (FRPM) eligibility was 76.4% in 2016-17 and 73.2% in 2017-18 for K-12 students and was 76.2% in 2016-17 and 73.0% in 2017-18 for ages 5-17.

- The FRPM eligibility of students living in the Richland Elementary School attendance boundary and attending Richland Elementary School (magnet and non-magnet combined) was 73.0% in 2016-17 and 63.2% in 2017-18 for K-12 students, and was 74.8% in 2016-17 and 63.9% in 2017-18 for ages 5-17.

If you have any questions, please feel free to contact Walter Flores, Coordinator, from my staff, at (213) 241-2431 or at walter.flores@lausd.net.

Sincerely,

Oscar Lafarga, Executive Director
Office of Data and Accountability

Richland Elementary School
Analysis of Student Demographics

ANALYSIS BY ENROLLMENT - BY GRADE LEVEL

	2016-17			2017-18		
	Enrollment	FRL	% FRL	Enrollment	FRL	% FRL
Richland ES	165	126	76.4%	142	104	73.2%
Richland Magnet	99	33	33.3%	144	42	29.2%
Total	264	159	60.2%	286	146	51.0%

ANALYSIS BY RESIDENCE - BY GRADE LEVEL

	2016-17			2017-18		
	Enrollment (in Residence Area)	FRL	% FRL	Enrollment (in Residence Area)	FRL	% FRL
Richland ES	103	80	77.7%	84	62	73.8%
Richland Magnet	19	9	47.4%	41	17	41.5%
Total	122	89	73.0%	125	79	63.2%

ANALYSIS BY ENROLLMENT - BY AGE (5+)

	2016-17			2017-18		
	Enrollment	FRL	% FRL	Enrollment	FRL	% FRL
Richland ES	164	125	76.2%	141	103	73.0%
Richland Magnet	89	31	34.8%	132	40	30.3%
Total	253	156	61.7%	273	143	52.4%

ANALYSIS BY RESIDENCE - BY AGE (5+)

	2016-17			2017-18		
	Enrollment (in Residence Area)	FRL	% FRL	Enrollment (in Residence Area)	FRL	% FRL
Richland ES	103	80	77.7%	84	62	73.8%
Richland Magnet	16	9	56.3%	38	16	42.1%
Total	119	89	74.8%	122	78	63.9%

SchoolCode	SchoolName	LOC	FRL	ATT AREA	DirectCert	< 5 YRS OLD	Foster	Homeless	NSLPProgram	Grade_Level_Code	EnrollmentStatusName
6018873	Richland Avenue Elementary	6260	Y	Y	No	N	No	No	181 - Free	1	Primary enrollment
6018873	Richland Avenue Elementary	6260		Y	No	N	No	No		2	Primary enrollment
6018873	Richland Avenue Elementary	2825		Y	No	N	No	No		KN	Primary enrollment
6018873	Richland Avenue Elementary	2825		N	No	N	No	No		KN	Primary enrollment
6018873	Richland Avenue Elementary	2825		N	No	N	No	No		1	Primary enrollment
6018873	Richland Avenue Elementary	6260		N	No	N	No	No		KN	Primary enrollment
6018873	Richland Avenue Elementary	2825		N	No	N	No	No		1	Primary enrollment
6018873	Richland Avenue Elementary	2825		N	No	N	No	No		KN	Primary enrollment
6018873	Richland Avenue Elementary	2825	Y	N	No	N	No	No	182 - Reduced	1	Primary enrollment
6018873	Richland Avenue Elementary	6260		Y	No	N	No	No		1	Primary enrollment
6018873	Richland Avenue Elementary	6260		Y	No	N	No	No		2	Primary enrollment
6018873	Richland Avenue Elementary	2825		N	No	N	No	No		1	Primary enrollment
6018873	Richland Avenue Elementary	6260	Y	Y	No	N	No	No	181 - Free	1	Primary enrollment
6018873	Richland Avenue Elementary	6260	Y	N	No	N	No	No	181 - Free	1	Primary enrollment
6018873	Richland Avenue Elementary	6260	Y	Y	No	N	No	No	181 - Free	1	Primary enrollment
6018873	Richland Avenue Elementary	2825		N	No	N	No	No		1	Primary enrollment
6018873	Richland Avenue Elementary	2825	Y	N	No	N	No	No	181 - Free	1	Primary enrollment
6018873	Richland Avenue Elementary	2825	Y	N	Yes	N	No	No	181 - Free	1	Primary enrollment
6018873	Richland Avenue Elementary	2825		N	No	N	No	No		KN	Primary enrollment
6018873	Richland Avenue Elementary	6260		Y	No	N	No	No		3	Primary enrollment
6018873	Richland Avenue Elementary	6260		Y	No	N	No	No		4	Primary enrollment
6018873	Richland Avenue Elementary	6260		N	No	N	No	No		4	Primary enrollment
6018873	Richland Avenue Elementary	2825	Y	N	No	N	No	No	182 - Reduced	1	Primary enrollment
6018873	Richland Avenue Elementary	2825	Y	Y	No	N	No	No	181 - Free	1	Primary enrollment
6018873	Richland Avenue Elementary	6260	Y	Y	Yes	N	No	No	181 - Free	1	Primary enrollment
6018873	Richland Avenue Elementary	2825	Y	N	Yes	N	No	No		1	Primary enrollment
6018873	Richland Avenue Elementary	2825	Y	N	No	N	No	No	181 - Free	1	Primary enrollment
6018873	Richland Avenue Elementary	6260	Y	N	No	N	No	No	181 - Free	1	Primary enrollment
6018873	Richland Avenue Elementary	6260	Y	N	No	N	No	No	182 - Reduced	1	Primary enrollment
6018873	Richland Avenue Elementary	2825	Y	N	No	N	No	No	182 - Reduced	1	Primary enrollment
6018873	Richland Avenue Elementary	2825		Y	No	N	No	No		KN	Primary enrollment
6018873	Richland Avenue Elementary	6260		Y	No	N	No	No		4	Primary enrollment
6018873	Richland Avenue Elementary	6260	Y	N	No	N	No	No	181 - Free	1	Primary enrollment
6018873	Richland Avenue Elementary	2825	Y	N	No	N	No	No	181 - Free	1	Primary enrollment
6018873	Richland Avenue Elementary	2825	Y	N	No	N	No	No	181 - Free	1	Primary enrollment
6018873	Richland Avenue Elementary	2825	Y	Y	No	N	No	No	181 - Free	1	Primary enrollment
6018873	Richland Avenue Elementary	2825	Y	N	No	N	No	No	181 - Free	1	Primary enrollment
6018873	Richland Avenue Elementary	2825		Y	No	N	No	No		KN	Primary enrollment
6018873	Richland Avenue Elementary	2825		N	No	N	No	No		KN	Primary enrollment
6018873	Richland Avenue Elementary	6260		Y	No	N	No	No		3	Primary enrollment
6018873	Richland Avenue Elementary	6260	Y	N	Yes	N	No	No		1	Primary enrollment
6018873	Richland Avenue Elementary	6260	Y	Y	No	N	No	No	181 - Free	1	Primary enrollment
6018873	Richland Avenue Elementary	2825		N	No	N	No	No		1	Primary enrollment
6018873	Richland Avenue Elementary	2825		N	No	N	No	No		KN	Primary enrollment
6018873	Richland Avenue Elementary	2825		N	No	N	No	No		1	Primary enrollment
6018873	Richland Avenue Elementary	2825		N	No	N	No	No		KN	Primary enrollment
6018873	Richland Avenue Elementary	2825		N	No	N	No	No		KN	Primary enrollment
6018873	Richland Avenue Elementary	6260	Y	N	No	N	No	No	182 - Reduced	1	Primary enrollment
6018873	Richland Avenue Elementary	6260		Y	No	N	No	No		4	Primary enrollment
6018873	Richland Avenue Elementary	2825	Y	N	No	N	No	No	181 - Free	1	Primary enrollment
6018873	Richland Avenue Elementary	6260	Y	N	No	N	No	Yes	181 - Free	1	Primary enrollment
6018873	Richland Avenue Elementary	2825		N	No	N	No	No		KN	Primary enrollment
6018873	Richland Avenue Elementary	6260	Y	N	No	N	No	No	181 - Free	KN	Primary enrollment
6018873	Richland Avenue Elementary	6260	Y	Y	No	N	No	No	181 - Free	KN	Primary enrollment
6018873	Richland Avenue Elementary	2825	Y	N	Yes	N	No	No	181 - Free	KN	Primary enrollment
6018873	Richland Avenue Elementary	2825	Y	Y	No	N	No	No	181 - Free	KN	Primary enrollment
6018873	Richland Avenue Elementary	6260		Y	No	N	No	No		2	Primary enrollment
6018873	Richland Avenue Elementary	2825		N	No	N	No	No		KN	Primary enrollment
6018873	Richland Avenue Elementary	2825		N	No	N	No	No		KN	Primary enrollment
6018873	Richland Avenue Elementary	6260		Y	No	N	No	No		KN	Primary enrollment
6018873	Richland Avenue Elementary	2825		N	No	N	No	No		KN	Primary enrollment
6018873	Richland Avenue Elementary	2825	Y	N	Yes	N	No	No	181 - Free	KN	Primary enrollment
6018873	Richland Avenue Elementary	2825		N	No	N	No	No		1	Primary enrollment
6018873	Richland Avenue Elementary	2825		N	No	N	No	No		KN	Primary enrollment
6018873	Richland Avenue Elementary	2825		N	No	N	No	No		KN	Primary enrollment
6018873	Richland Avenue Elementary	2825		N	No	N	No	No		1	Primary enrollment
6018873	Richland Avenue Elementary	6260	Y	Y	Yes	N	No	No	181 - Free	KN	Primary enrollment
6018873	Richland Avenue Elementary	2825		N	No	N	No	No		KN	Primary enrollment
6018873	Richland Avenue Elementary	6260		N	No	N	No	No		KN	Primary enrollment
6018873	Richland Avenue Elementary	6260		Y	No	N	No	No		3	Primary enrollment
6018873	Richland Avenue Elementary	6260	Y	Y	No	N	No	No	182 - Reduced	KN	Primary enrollment
6018873	Richland Avenue Elementary	2825	Y	N	No	Y	No	No	182 - Reduced	KN	Primary enrollment
6018873	Richland Avenue Elementary	2825	Y	N	No	Y	No	No	182 - Reduced	KN	Primary enrollment
6018873	Richland Avenue Elementary	6260		N	No	N	No	No		2	Primary enrollment
6018873	Richland Avenue Elementary	2825		N	No	N	No	No		KN	Primary enrollment
6018873	Richland Avenue Elementary	2825		N	No	N	No	No		1	Primary enrollment
6018873	Richland Avenue Elementary	6260	Y	Y	No	N	No	No	181 - Free	KN	Primary enrollment
6018873	Richland Avenue Elementary	2825	Y	Y	No	N	No	No	181 - Free	KN	Primary enrollment
6018873	Richland Avenue Elementary	2825	Y	Y	Yes	N	No	No	181 - Free	KN	Primary enrollment
6018873	Richland Avenue Elementary	2825		N	No	N	No	No		KN	Primary enrollment
6018873	Richland Avenue Elementary	2825	Y	N	No	N	No	No	182 - Reduced	KN	Primary enrollment
6018873	Richland Avenue Elementary	6260		Y	No	N	No	No		5	Primary enrollment
6018873	Richland Avenue Elementary	2825	Y	Y	No	N	No	No	181 - Free	KN	Primary enrollment
6018873	Richland Avenue Elementary	2825		Y	No	N	No	No		1	Primary enrollment
6018873	Richland Avenue Elementary	6260		Y	No	N	No	No		2	Primary enrollment
6018873	Richland Avenue Elementary	2825		Y	No	N	No	No		KN	Primary enrollment

6018873	Richland Avenue Elementary	6260		N	No	N	No	No			3 Primary enrollment
6018873	Richland Avenue Elementary	6260		Y	No	N	No	No			5 Primary enrollment
6018873	Richland Avenue Elementary	2825		N	No	N	No	No		KN	Primary enrollment
6018873	Richland Avenue Elementary	2825		N	No	N	No	No		KN	Primary enrollment
6018873	Richland Avenue Elementary	2825		N	No	N	No	No			1 Primary enrollment
6018873	Richland Avenue Elementary	2825		N	No	N	No	No			1 Primary enrollment
6018873	Richland Avenue Elementary	2825	Y	N	Yes	N	No	No	181 - Free	KN	Primary enrollment
6018873	Richland Avenue Elementary	2825	Y	N	Yes	N	No	No	181 - Free	KN	Primary enrollment
6018873	Richland Avenue Elementary	2825	Y	N	Yes	N	No	No	181 - Free	KN	Primary enrollment
6018873	Richland Avenue Elementary	2825		N	No	N	No	No		KN	Primary enrollment
6018873	Richland Avenue Elementary	2825		N	No	N	No	No		KN	Primary enrollment
6018873	Richland Avenue Elementary	6260		N	No	N	No	No			4 Primary enrollment
6018873	Richland Avenue Elementary	6260		Y	No	N	No	No			5 Primary enrollment
6018873	Richland Avenue Elementary	2825		N	No	N	No	No			1 Primary enrollment
6018873	Richland Avenue Elementary	2825		N	No	N	No	No		KN	Primary enrollment
6018873	Richland Avenue Elementary	2825	Y	Y	No	N	No	No	182 - Reduced	KN	Primary enrollment
6018873	Richland Avenue Elementary	2825		Y	No	N	No	No		KN	Primary enrollment
6018873	Richland Avenue Elementary	2825		Y	No	N	No	No			1 Primary enrollment
6018873	Richland Avenue Elementary	2825		N	No	N	No	No			1 Primary enrollment
6018873	Richland Avenue Elementary	2825		N	No	N	No	No		KN	Primary enrollment
6018873	Richland Avenue Elementary	2825	Y	N	No	N	No	Yes	181 - Free	KN	Primary enrollment
6018873	Richland Avenue Elementary	6260		Y	No	N	No	No			4 Primary enrollment
6018873	Richland Avenue Elementary	2825	Y	N	No	N	No	No	181 - Free	KN	Primary enrollment
6018873	Richland Avenue Elementary	2825	Y	N	No	N	No	No	181 - Free	KN	Primary enrollment
6018873	Richland Avenue Elementary	6260		Y	No	N	No	No		KN	Primary enrollment
6018873	Richland Avenue Elementary	6260	Y	N	No	N	No	No	181 - Free	KN	Primary enrollment
6018873	Richland Avenue Elementary	2825		N	No	N	No	No		KN	Primary enrollment
6018873	Richland Avenue Elementary	2825		N	No	N	No	No			1 Primary enrollment
6018873	Richland Avenue Elementary	6260	Y	Y	No	N	No	No	181 - Free	KN	Primary enrollment
6018873	Richland Avenue Elementary	6260		N	No	N	No	No			5 Primary enrollment
6018873	Richland Avenue Elementary	2825	Y	N	Yes	N	No	No	181 - Free	KN	Primary enrollment
6018873	Richland Avenue Elementary	6260	Y	Y	Yes	N	No	No	181 - Free	KN	Primary enrollment
6018873	Richland Avenue Elementary	2825	Y	N	No	N	No	No	181 - Free	KN	Primary enrollment
6018873	Richland Avenue Elementary	2825		N	No	N	No	No		KN	Primary enrollment
6018873	Richland Avenue Elementary	6260	Y	N	Yes	N	No	No	181 - Free	KN	Primary enrollment
6018873	Richland Avenue Elementary	2825		N	No	N	No	No			1 Primary enrollment
6018873	Richland Avenue Elementary	6260		Y	No	N	No	No			5 Primary enrollment
6018873	Richland Avenue Elementary	2825		N	No	N	No	No			1 Primary enrollment
6018873	Richland Avenue Elementary	2825		N	No	N	No	No		KN	Primary enrollment
6018873	Richland Avenue Elementary	6260	Y	N	Yes	Y	No	No	181 - Free	KN	Primary enrollment
6018873	Richland Avenue Elementary	6260	Y	N	Yes	N	No	No	181 - Free	KN	Primary enrollment
6018873	Richland Avenue Elementary	2825	Y	Y	No	N	No	No	181 - Free	KN	Primary enrollment
6018873	Richland Avenue Elementary	2825	Y	Y	No	N	No	No	181 - Free	KN	Primary enrollment
6018873	Richland Avenue Elementary	6260		Y	No	N	No	No		KN	Primary enrollment
6018873	Richland Avenue Elementary	6260	Y	Y	No	N	No	No	182 - Reduced		2 Primary enrollment
6018873	Richland Avenue Elementary	6260	Y	Y	No	N	No	No	182 - Reduced		2 Primary enrollment
6018873	Richland Avenue Elementary	6260	Y	N	Yes	N	No	No	181 - Free		2 Primary enrollment
6018873	Richland Avenue Elementary	2825		N	No	N	No	No		KN	Primary enrollment
6018873	Richland Avenue Elementary	6260	Y	Y	Yes	N	No	No	181 - Free		2 Primary enrollment
6018873	Richland Avenue Elementary	6260		N	No	N	No	No			2 Primary enrollment
6018873	Richland Avenue Elementary	6260	Y	N	No	N	No	No	182 - Reduced		2 Primary enrollment
6018873	Richland Avenue Elementary	6260	Y	Y	No	N	No	No	182 - Reduced		2 Primary enrollment
6018873	Richland Avenue Elementary	6260	Y	Y	No	N	No	No	181 - Free		2 Primary enrollment
6018873	Richland Avenue Elementary	6260	Y	N	No	N	No	No	182 - Reduced		2 Primary enrollment
6018873	Richland Avenue Elementary	2825		N	No	N	No	No			1 Primary enrollment
6018873	Richland Avenue Elementary	6260	Y	Y	No	N	No	No	181 - Free		2 Primary enrollment
6018873	Richland Avenue Elementary	6260	Y	N	Yes	N	No	No	181 - Free		2 Primary enrollment
6018873	Richland Avenue Elementary	2825		N	No	N	No	No		KN	Primary enrollment
6018873	Richland Avenue Elementary	2825		N	No	N	No	No		KN	Primary enrollment
6018873	Richland Avenue Elementary	2825		N	No	N	No	No		KN	Primary enrollment
6018873	Richland Avenue Elementary	6260	Y	Y	No	N	No	No	181 - Free		2 Primary enrollment
6018873	Richland Avenue Elementary	6260	Y	N	No	N	No	Yes	181 - Free		2 Primary enrollment
6018873	Richland Avenue Elementary	6260	Y	Y	No	N	No	No	181 - Free		2 Primary enrollment
6018873	Richland Avenue Elementary	2825		N	No	N	No	No			1 Primary enrollment
6018873	Richland Avenue Elementary	6260		N	No	N	No	No			1 Primary enrollment
6018873	Richland Avenue Elementary	6260	Y	Y	No	N	No	No	182 - Reduced		2 Primary enrollment
6018873	Richland Avenue Elementary	2825		N	No	N	No	No			1 Primary enrollment
6018873	Richland Avenue Elementary	6260	Y	N	Yes	N	No	No	181 - Free		2 Primary enrollment
6018873	Richland Avenue Elementary	6260		Y	No	N	No	No			5 Primary enrollment
6018873	Richland Avenue Elementary	6260	Y	Y	Yes	N	No	No	181 - Free		2 Primary enrollment
6018873	Richland Avenue Elementary	6260	Y	Y	No	N	No	No	182 - Reduced		2 Primary enrollment
6018873	Richland Avenue Elementary	6260	Y	N	Yes	N	No	No	181 - Free		2 Primary enrollment
6018873	Richland Avenue Elementary	6260	Y	N	No	N	No	No	181 - Free		2 Primary enrollment
6018873	Richland Avenue Elementary	6260	Y	Y	No	N	No	No	181 - Free		2 Primary enrollment
6018873	Richland Avenue Elementary	6260	Y	N	No	N	No	No	181 - Free		2 Primary enrollment
6018873	Richland Avenue Elementary	6260	Y	Y	No	N	No	No	181 - Free		4 Primary enrollment
6018873	Richland Avenue Elementary	2825		N	No	N	No	No			1 Primary enrollment
6018873	Richland Avenue Elementary	6260	Y	N	No	N	No	No	181 - Free		4 Primary enrollment
6018873	Richland Avenue Elementary	6260	Y	N	No	N	No	No	182 - Reduced		4 Primary enrollment
6018873	Richland Avenue Elementary	6260	Y	N	No	N	No	No	181 - Free		4 Primary enrollment
6018873	Richland Avenue Elementary	6260	Y	Y	No	N	No	No	181 - Free		4 Primary enrollment
6018873	Richland Avenue Elementary	6260	Y	Y	No	N	No	No	181 - Free		4 Primary enrollment
6018873	Richland Avenue Elementary	6260	Y	Y	No	N	No	No	181 - Free		4 Primary enrollment
6018873	Richland Avenue Elementary	6260	Y	N	Yes	N	No	No	181 - Free		4 Primary enrollment
6018873	Richland Avenue Elementary	6260		N	No	N	No	No			2 Primary enrollment
6018873	Richland Avenue Elementary	6260	Y	Y	No	N	No	No	182 - Reduced		4 Primary enrollment
6018873	Richland Avenue Elementary	6260	Y	N	No	N	No	No	182 - Reduced		4 Primary enrollment

6018873	Richland Avenue Elementary	2825		N	No	Y	No	No		KN	Primary enrollment
6018873	Richland Avenue Elementary	2825		Y	No	Y	No	No		KN	Primary enrollment
6018873	Richland Avenue Elementary	6260	Y	Y	No	N	No	No	181 - Free	4	Primary enrollment
6018873	Richland Avenue Elementary	6260	Y	Y	Yes	N	No	Yes	181 - Free	4	Primary enrollment
6018873	Richland Avenue Elementary	6260	Y	Y	Yes	N	No	No	181 - Free	4	Primary enrollment
6018873	Richland Avenue Elementary	6260	Y	Y	No	N	No	No	181 - Free	4	Primary enrollment
6018873	Richland Avenue Elementary	6260		N	No	N	No	No		4	Primary enrollment
6018873	Richland Avenue Elementary	6260		Y	No	N	No	No		3	Primary enrollment
6018873	Richland Avenue Elementary	6260	Y	Y	No	N	No	Yes	181 - Free	4	Primary enrollment
6018873	Richland Avenue Elementary	6260	Y	Y	No	N	No	No	181 - Free	4	Primary enrollment
6018873	Richland Avenue Elementary	6260	Y	N	Yes	N	No	No	181 - Free	4	Primary enrollment
6018873	Richland Avenue Elementary	6260	Y	Y	Yes	N	No	No	181 - Free	4	Primary enrollment
6018873	Richland Avenue Elementary	6260	Y	N	Yes	N	No	No	181 - Free	4	Primary enrollment
6018873	Richland Avenue Elementary	6260	Y	Y	No	N	No	No	181 - Free	4	Primary enrollment
6018873	Richland Avenue Elementary	6260	Y	Y	No	N	No	No	181 - Free	4	Primary enrollment
6018873	Richland Avenue Elementary	2825		Y	No	Y	No	No		KN	Primary enrollment
6018873	Richland Avenue Elementary	6260	Y	Y	No	N	No	No	181 - Free	3	Primary enrollment
6018873	Richland Avenue Elementary	2825		N	No	Y	No	No		KN	Primary enrollment
6018873	Richland Avenue Elementary	6260	Y	N	No	N	No	No	181 - Free	3	Primary enrollment
6018873	Richland Avenue Elementary	6260	Y	Y	No	N	No	No	181 - Free	3	Primary enrollment
6018873	Richland Avenue Elementary	6260	Y	Y	No	N	No	No	181 - Free	3	Primary enrollment
6018873	Richland Avenue Elementary	6260	Y	Y	No	N	No	No	182 - Reduced	3	Primary enrollment
6018873	Richland Avenue Elementary	6260	Y	N	No	N	No	No	182 - Reduced	3	Primary enrollment
6018873	Richland Avenue Elementary	6260	Y	Y	No	N	No	No	181 - Free	3	Primary enrollment
6018873	Richland Avenue Elementary	2825		N	No	Y	No	No		KN	Primary enrollment
6018873	Richland Avenue Elementary	6260	Y	N	No	N	No	No	181 - Free	3	Primary enrollment
6018873	Richland Avenue Elementary	2825		Y	No	Y	No	No		KN	Primary enrollment
6018873	Richland Avenue Elementary	2825		N	No	Y	No	No		KN	Primary enrollment
6018873	Richland Avenue Elementary	6260	Y	N	No	N	No	No	181 - Free	3	Primary enrollment
6018873	Richland Avenue Elementary	2825		N	No	Y	No	No		KN	Primary enrollment
6018873	Richland Avenue Elementary	6260	Y	Y	No	N	No	No	182 - Reduced	3	Primary enrollment
6018873	Richland Avenue Elementary	6260	Y	Y	No	N	No	No	182 - Reduced	3	Primary enrollment
6018873	Richland Avenue Elementary	6260	Y	Y	No	N	No	No	182 - Reduced	3	Primary enrollment
6018873	Richland Avenue Elementary	6260	Y	Y	Yes	N	No	No	181 - Free	3	Primary enrollment
6018873	Richland Avenue Elementary	6260	Y	N	No	N	No	No	182 - Reduced	3	Primary enrollment
6018873	Richland Avenue Elementary	6260	Y	Y	No	N	Yes	No	181 - Free	3	Primary enrollment
6018873	Richland Avenue Elementary	6260	Y	Y	No	N	No	No	181 - Free	3	Primary enrollment
6018873	Richland Avenue Elementary	6260	Y	Y	Yes	N	No	No	181 - Free	3	Primary enrollment
6018873	Richland Avenue Elementary	6260	Y	Y	No	N	No	No	181 - Free	3	Primary enrollment
6018873	Richland Avenue Elementary	6260	Y	N	Yes	N	No	No	181 - Free	3	Primary enrollment
6018873	Richland Avenue Elementary	6260	Y	N	No	N	No	No	181 - Free	3	Primary enrollment
6018873	Richland Avenue Elementary	6260	Y	N	No	N	No	No	181 - Free	5	Primary enrollment
6018873	Richland Avenue Elementary	6260		Y	No	N	No	No		5	Primary enrollment
6018873	Richland Avenue Elementary	6260	Y	Y	No	N	No	No	182 - Reduced	5	Primary enrollment
6018873	Richland Avenue Elementary	6260	Y	Y	Yes	N	No	No	181 - Free	5	Primary enrollment
6018873	Richland Avenue Elementary	6260	Y	Y	No	N	No	No	181 - Free	5	Primary enrollment
6018873	Richland Avenue Elementary	6260	Y	Y	No	N	No	No	182 - Reduced	5	Primary enrollment
6018873	Richland Avenue Elementary	6260	Y	Y	No	N	No	No	182 - Reduced	5	Primary enrollment
6018873	Richland Avenue Elementary	6260	Y	Y	No	N	No	No	181 - Free	5	Primary enrollment
6018873	Richland Avenue Elementary	6260	Y	Y	Yes	N	No	No	181 - Free	5	Primary enrollment
6018873	Richland Avenue Elementary	6260		N	No	N	No	No		2	Primary enrollment
6018873	Richland Avenue Elementary	6260	Y	Y	No	N	No	No	181 - Free	5	Primary enrollment
6018873	Richland Avenue Elementary	6260		N	No	N	No	No		2	Primary enrollment
6018873	Richland Avenue Elementary	6260	Y	N	No	N	No	No	181 - Free	5	Primary enrollment
6018873	Richland Avenue Elementary	6260		N	No	N	No	No		5	Primary enrollment
6018873	Richland Avenue Elementary	6260	Y	N	Yes	N	No	No	181 - Free	5	Primary enrollment
6018873	Richland Avenue Elementary	6260	Y	Y	No	N	No	No	182 - Reduced	5	Primary enrollment
6018873	Richland Avenue Elementary	6260		N	No	N	No	No		2	Primary enrollment
6018873	Richland Avenue Elementary	6260	Y	Y	No	N	No	No	181 - Free	5	Primary enrollment
6018873	Richland Avenue Elementary	6260	Y	Y	No	N	No	No	181 - Free	5	Primary enrollment
6018873	Richland Avenue Elementary	6260	Y	Y	No	N	No	No	181 - Free	5	Primary enrollment
6018873	Richland Avenue Elementary	6260	Y	Y	No	N	No	No	181 - Free	5	Primary enrollment
6018873	Richland Avenue Elementary	6260	Y	N	Yes	N	No	No		5	Primary enrollment
6018873	Richland Avenue Elementary	6260	Y	Y	Yes	N	No	Yes	181 - Free	5	Primary enrollment
6018873	Richland Avenue Elementary	2825		N	No	N	No	No		1	Primary enrollment
6018873	Richland Avenue Elementary	6260	Y	N	No	N	No	No	181 - Free	5	Primary enrollment
6018873	Richland Avenue Elementary	6260	Y	Y	Yes	N	No	No	181 - Free	5	Primary enrollment
6018873	Richland Avenue Elementary	6260	Y	Y	No	N	No	No	182 - Reduced	5	Primary enrollment
6018873	Richland Avenue Elementary	6260	Y	Y	No	N	No	No	181 - Free	5	Primary enrollment
6018873	Richland Avenue Elementary	6260		Y	No	N	No	No		5	Primary enrollment
6018873	Richland Avenue Elementary	2825		N	No	N	No	No		1	Primary enrollment
6018873	Richland Avenue Elementary	6260	Y	Y	No	N	No	No	182 - Reduced	5	Primary enrollment
6018873	Richland Avenue Elementary	6260	Y	Y	Yes	N	No	Yes	181 - Free	5	Primary enrollment
6018873	Richland Avenue Elementary	6260	Y	Y	No	N	No	No	181 - Free	5	Primary enrollment
6018873	Richland Avenue Elementary	6260		N	No	N	No	No		1	Primary enrollment
6018873	Richland Avenue Elementary	6260	Y	N	No	N	No	No	181 - Free	5	Primary enrollment
6018873	Richland Avenue Elementary	6260	Y	Y	Yes	N	No	No	181 - Free	6	Primary enrollment
6018873	Richland Avenue Elementary	6260	Y	N	No	N	No	No	181 - Free	6	Primary enrollment
6018873	Richland Avenue Elementary	6260	Y	Y	No	N	No	No	182 - Reduced	6	Primary enrollment
6018873	Richland Avenue Elementary	6260	Y	N	No	N	No	No	182 - Reduced	6	Primary enrollment
6018873	Richland Avenue Elementary	6260	Y	N	No	N	No	No	181 - Free	6	Primary enrollment
6018873	Richland Avenue Elementary	6260	Y	Y	No	N	No	No	182 - Reduced	6	Primary enrollment
6018873	Richland Avenue Elementary	6260	Y	Y	No	N	No	No	181 - Free	6	Primary enrollment
6018873	Richland Avenue Elementary	6260	Y	N	Yes	N	No	No	181 - Free	6	Primary enrollment
6018873	Richland Avenue Elementary	6260	Y	N	Yes	N	No	No	181 - Free	6	Primary enrollment
6018873	Richland Avenue Elementary	6260	Y	Y	No	N	No	No	182 - Reduced	6	Primary enrollment
6018873	Richland Avenue Elementary	6260	Y	Y	Yes	N	No	No	181 - Free	6	Primary enrollment

6018873	Richland Avenue Elementary	6260	Y	Y	Yes	N	No	No	181 - Free	6	Primary enrollment
6018873	Richland Avenue Elementary	6260	Y	Y	No	N	No	No	181 - Free	6	Primary enrollment
6018873	Richland Avenue Elementary	6260	Y	Y	Yes	N	No	No	181 - Free	6	Primary enrollment
6018873	Richland Avenue Elementary	6260	Y	Y	Yes	N	No	No	181 - Free	6	Primary enrollment

Subject: RE: Request for assistance
Date: Thursday, December 6, 2018 at 11:18:48 AM Pacific Standard Time
From: Flores, Walter
To: Mark Kleger-Heine, Brandi Jauregui
CC: CALPADS, Thomas Bjorkman, Jonathan Isler, RBonnell@cde.ca.gov, Fernandez, Saul, Karla Ward

All,

We indicate the 4 digit LAUSD location code in the SENR Local Record ID column.

Walter Flores
State Reporting Services Branch
(213) 241-2431

Federal Law and district policy prohibits the electronic sharing of student and staff personal information without following the appropriate consent and security protocols. Personal data includes, but is not limited to names, home addresses, telephone numbers, birth dates, or visuals such as pictures, videos, and drawings.

From: Mark Kleger-Heine [mailto:mkleger-heine@cwclosangeles.org]
Sent: Thursday, December 6, 2018 11:05 AM
To: Brandi Jauregui <BJauregu@cde.ca.gov>
Cc: CALPADS <CALPADS@cde.ca.gov>; Thomas Bjorkman <TBjorkman@cde.ca.gov>; Jonathan Isler <JIsler@cde.ca.gov>; RBonnell@cde.ca.gov; Flores, Walter <walter.flores@lausd.net>; Fernandez, Saul <saul.fernandez@lausd.net>; Karla Ward <kward@cwclosangeles.org>
Subject: Re: Request for assistance

Brandi,

Thank you very much for your quick response. I wanted to let you know that I've also been in touch with Randy Bonnell from the state regarding this question. I'm cc'ing him here to avoid any duplication. (I apologize for the duplication since I wasn't sure where to start with my inquiry.)

I'm cc'ing Walter Flores from LAUSD's Office of Data and Accountability. Walter – can you please provide the field in the SENR file that contains the LAUSD location code that can be cross-referenced with the 1.18 file?

Best,
Mark

Mark Kleger-Heine
Executive Director

Citizens of the World Los Angeles
5371 Wilshire Boulevard, Suite 200
Los Angeles, California 90036

Phone: (323) 491-8015
Email: mkleger-heine@cwclosangeles.org
Website: www.cwclosangeles.org

From: Brandi Jauregui <BJauregu@cde.ca.gov>
Date: Thursday, December 6, 2018 at 10:50 AM
To: Mark Kleger-Heine <mkleger-heine@cwclosangeles.org>
Cc: CALPADS <CALPADS@cde.ca.gov>, Thomas Bjorkman <TBjorkman@cde.ca.gov>, Jonathan Isler <JIsler@cde.ca.gov>
Subject: FW: Request for assistance

Hi Mark,
Do you know which specific field in CALPADS this information would be contained in? CALPADS does not currently collect a "location code". I'm cc'ing Thomas Bjorkman and Jonathan Isler because if we do have the information you're seeking they would have to generate the report for you.

Brandi Jauregui
Information Technology Specialist I
CALPADS/CBEDS/CDS Office
California Department of Education
916-327-7367
BJauregu@cde.ca.gov

From: CALPADS
Sent: Thursday, December 6, 2018 8:30 AM
To: Brandi Jauregui <BJauregu@cde.ca.gov>
Subject: FW: Request for assistance

Hi Brandi,

Is this something you are able to assist with, or is the Data Reporting Office or Data Visualization and Reporting Office a more appropriate choice?

Thanks!
Matthew

From: Mark Kleger-Heine [mailto:mkleger-heine@cwclosangeles.org]
Sent: Wednesday, December 5, 2018 2:25 PM
To: CALPADS <CALPADS@cde.ca.gov>

Cc: walter.flores@lausd.net; saul.fernandez@lausd.net; Karla Ward <kward@cwclosangeles.org>
Subject: Request for assistance

Dear CALPADS office,

I'm the Executive Director of Citizens of the World Los Angeles, a charter school network in Los Angeles. I'm writing to your office at the suggestion of two state officials: Katrina Johantgen, the Executive Director of CSFA, and Ian Davis, who runs the SB 740 program. My organization is working on a policy issue with CSFA/SB 740, and Katrina and Ian suggested that I reach out to you to understand CALPAD's capabilities to pull a report that would help resolve this issue. We are operating under state-mandated deadlines that are fast approaching, so your support is much appreciated.

My specific request involves data from LAUSD's Richland Elementary School. Richland ES has a magnet program and a non-magnet program in the school, which both share the same CDS code (19 64733 6018873). The two programs have different "location codes," an internal tracking number used by LAUSD (6260 for the non-magnet program and 2825 for the magnet program).

Our goal is to show the enrollment count and FRL count for the magnet and non-magnet students in 2017-18 using certified CALPADS data. We believe that this may be possible by cross-referencing the 1.18 report with a local field in the student enrollment file (SENR) that contains the location codes for each student. We are also open to other technical solutions you may have.

I have been working closely with LAUSD on this effort and am cc'ing their officials from the Office of Data & Accountability.

Can we set up a short call in the next few days to discuss solutions? Please let us know your availability and we can try to accommodate.

I very much appreciate your assistance in advance.

Best,
Mark

CITIZENS OF THE WORLD CHARTER SCHOOLS
LOS ANGELES

Mark Kleger-Heine
Executive Director

Citizens of the World Los Angeles
5371 Wilshire Boulevard, Suite 200
Los Angeles, California 90036

Phone: (323) 491-8015
Email: mkleger-heine@cwclosangeles.org
Website: www.cwclosangeles.org

EXHIBIT B

MEMBERS OF THE BOARD

MÓNICA GARCÍA, PRESIDENT
KELLY GONEZ
DR. GEORGE J. MCKENNA III
NICK MELVOIN
SCOTT M. SCHMERELSON
DR. RICHARD A. VLADOVIC

LOS ANGELES UNIFIED SCHOOL DISTRICT
ADMINISTRATIVE OFFICES
333 South Beaudry Avenue, 25th Floor
Los Angeles, California 90017
Telephone: (213) 241-4822 | Fax: (213) 241-8977

AUSTIN BEUTNER
Superintendent

FRANCES GIPSON, Ph.D.
Chief Academic Officer

January 9, 2019

California School Finance Authority
915 Capitol Mall, Suite 101
Sacramento, CA 95814
Attention: SB 740 Appeals

Re: Attendance Area Verification for Citizens of the World Mar Vista

Dear California School Finance Authority:

It is the understanding of the Los Angeles Unified School District ("LAUSD") that Citizens of the World Mar Vista ("CWC Mar Vista") has applied for rent and lease reimbursements through the Charter School Facilities Grant Program ("SB 740").

The Implementing Regulations for SB 740 state that a charter school's eligibility for SB 740 is determined in part on the "elementary school attendance area where the charter school site is located, as determined by the local school district." (Title 2, California Code of Regulations Section 10170.3(d).) In this letter, I share with you the attendance area where CWC Mar Vista is located, as determined by LAUSD, the local school district.

CWC Mar Vista's physical addresses for its private sites are 11561 Gateway Blvd, Los Angeles, CA 90064 and 11500-11518 W Pico Blvd, Los Angeles, CA 90064. These addresses are both located within the attendance areas of both Richland Avenue Elementary School and the Richland Avenue Elementary World Language Immersion French Program.

In addition, as any age-appropriate student who resides within LAUSD's boundaries may apply for acceptance to any of LAUSD's Magnet and Dual Language programs, the attendance area for LAUSD's Magnet and Dual Language programs is the boundaries of LAUSD.

Therefore, CWC Mar Vista is also located within the attendance area of all of LAUSD's Magnet and Dual Language programs that serve elementary grades, including Richland Avenue Elementary World Language Immersion French Program, Westside Global Awareness Magnet, Carthay Elementary Environmental Studies Magnet, and Dr. Sammy Lee Medical and Health Science Magnet Elementary, among numerous others.

If you have any questions, please reach out to Nick Melvoin's office at nick.melvoin@lausd.net or 213-241-6387.

Thank you in advance for your support. We look forward to a positive resolution to CWC Mar Vista's appeal soon.

Sincerely,

Frances Gipson
Chief Academic Officer, LAUSD

cc: Mark Kleger-Heine, Executive Director, Citizens of the World Los Angeles

MAGNET AND PERMITS WITH TRANSPORTATION INFORMATION

INTRODUCTION

Since 1977, the Los Angeles Unified School District (L.A. Unified) has been at the forefront of providing high-quality instruction and a rigorous curriculum designed to facilitate student learning and promote academic achievement for all District students participating in its Court-Ordered voluntary integration programs. The Magnet and PWT programs are in alignment with L.A. Unified goals: 100 percent graduation, proficiency for all, 100 percent attendance, parent, community and student engagement, school safety, and building a solid foundation for early learners. These voluntary integration programs, Magnet and Permits With Transportation (PWT), were established to address the Five Harms of Racial Isolation:

- Low Academic Achievement
- Low Self-Esteem
- Lack of Access to Post-secondary Opportunities
- Interracial Hostility and Intolerance
- Overcrowded Conditions

MAGNET PROGRAMS

The L.A. Unified Magnet program is one of the most successful in the nation. Magnets offer theme-based instructional opportunities to students in grades K-12, living within the boundaries of L.A. Unified. Currently, there are 292 Magnet programs located throughout the District. All District students, including English learners, standard English learners, students with disabilities, and gifted/talented are encouraged to apply.

SCHOOLS: Some Magnet programs occupy entire school sites (Full School Magnets), while others are Magnet centers located on residential school campuses with access to activities and experiences shared with the host school. Please see pages 25-42 to review the Magnet school/center information in this brochure and to determine the program(s) that fit your child's needs. For more information regarding an individual Magnet program call the Magnet Coordinator using the telephone number listed under that school's name.

ELIGIBILITY: All students living within L.A. Unified boundaries are eligible to apply. Gifted and Highly Gifted Magnets (pages 40-42) require specific eligibility criteria (pages 10-12) for selection. All applicants for Gifted and Highly Gifted Magnets must be verified or identified and submit a magnet application.

OPENINGS: The approximate number of seats available in 2019-2020 and the number of applications submitted in 2018-2019 to each Magnet school/center can be found under each school's name.

RATIONALE/POINTS

MAGNET SELECTION – PRIORITY POINT SYSTEM

The Magnet priority point system is based upon the Magnet Program Guidelines. Once information on the application is verified, the District's Information Technology Division (ITD), through a fair and secure computer process, automatically assigns priority points to each applicant. Points will be assigned based on the information in the District's computer system on the date of application processing. It is the responsibility of the parent/guardian to verify the student's address at the current L.A. Unified school of attendance prior to the deadline. There are no points given for submitting an application to a program for which the applicant is ineligible or for which the application is late. Students who apply for the same grade twice will not earn waiting list points for the previous year. **Magnet priority points are only applicable to the Magnet program.**

MAGNET PRIORITY POINT SYSTEM

12 POINTS **MATRICULATION**

Applicants who have completed the highest grade level in a Magnet program and apply to continue in another Magnet program at the next level, receive 12 matriculation points. THESE POINTS DO NOT CARRY OVER AND ARE ASSIGNED FOR ONE YEAR ONLY, AT THE TIME OF MATRICULATION. Students currently enrolled in multi-level Magnet schools (Eagle Rock HS Gifted, Franklin DLA, Lake Balboa, LAUSD/USC Media Arts/Engineering, Los Angeles CES, Maywood CES, Science Academy, Sherman Oaks CES, and Sun Valley Biomedical Sciences/Engineering/Leadership) do not receive matriculation points. Arroyo Seco Museum Science and Westside Global Awareness Ecosystems/Environmental Science Magnets are K-8 and receive matriculation points only at the eighth grade. Applicants will NOT be assigned both Matriculation and Waiting List Points at the same time.

4-12 POINTS **WAITING LIST**

Applicants who remained on a valid on-time Magnet waiting list receive 4 points for the following year. Applicants may accumulate waiting list points for the prior three consecutive years for a maximum of 12 points. If an applicant on a waiting list declines Magnet placement, ALL waiting list points are removed. New waiting lists are established each year. Applicants will NOT be assigned both Matriculation and Waiting List Points at the same time.

MAGNET AND PERMITS WITH TRANSPORTATION INFORMATION

MAGNET PRIORITY POINT SYSTEM (CONTINUED)

4 POINTS — PREDOMINANTLY HISPANIC, BLACK, ASIAN AND OTHER NON-ANGLO (PHBAO) SCHOOLS

Applicants, whose 2019-2020 resident L.A. Unified school is designated as PHBAO by the District, receive 4 points. Points are not cumulative; they are assigned yearly.

4 POINTS — OVERCROWDED

Applicants, whose 2019-2020 resident L.A. Unified school is designated as overcrowded by District criteria and are currently sending Capacity Adjustment Program (CAP) students, receive 4 points. Points are not cumulative; they are assigned yearly.

3 POINTS — SIBLING

If an applicant is applying to the same Magnet school/program in which a brother or sister will be continuing, he/she receives 3 points. **Points are assigned if the sibling is attending the applicant's 1st choice school.** Siblings must reside at the same address at the time of application, which must be reflected in the District's computer system. Each and every student must have an application on file, including twins, triplets, etc. **It is the parent's responsibility to verify that the siblings have the same address on file in the District's computer system at the current L.A. Unified school of attendance by the application deadline.**

MAGNET APPLICATION GUIDELINES

- Each Magnet program's openings are determined by the need to maintain a racially balanced enrollment and by available space.
- **Students on a waiting list may be contacted regarding an open seat through the first month of school. If an applicant declines Magnet placement, ALL waiting list points are removed.**
- Should an applicant leave the Magnet program before completing the culminating grade, no matriculation points will be assigned.
- Before making your school selection, please call the school's Magnet Coordinator to obtain information regarding the school's orientation meeting, tours, uniform requirements, bus route information and other pertinent information.
- By completing the Choices application, the parent or guardian agrees to abide by the uniform policy or dress code set by the Magnet program selected.
- Pages 14-42 contain basic information about Magnet programs to assist you in making a selection for your child. Although you have the option to select up to three different Magnet programs, **it is not mandatory for you to do so.** Please see Program Options section on page 7 for information on how the selection process handles the second or third choice(s) before you list an optional school on your application.
- Applicants who still wish to apply to a Magnet school or center after the November 9, 2018, deadline may submit a late application. **The late application will only allow for a single choice** and will open February 1, 2019. Available seats for late applicants will be open after all of the students on the waiting list have been offered placement at the selected school site. Each Magnet's openings are determined by the need to maintain a racially balanced enrollment and by available space. Filling out a late application does not guarantee student placement and Magnet priority points are not assigned.
- Submit a new application if the child's name remained on a waiting list last year, if you wish to change from one Magnet to another, or if your child will be culminating (e.g., from elementary or middle school).
- Do not submit a new application, if your child is currently enrolled in a Magnet program and wishes to continue at the same school. Applicants currently enrolled in a Magnet program who apply and are selected for another Magnet program will automatically be dropped from their current Magnet, whether they accept or decline.
- If selected, parent/guardian may accept or decline online or by calling the school by the deadline on the selection letter. **If the parent/guardian does not respond by the deadline, it will be considered a decline.**
- If you submit an application and would like to remove your application from the selection process, you must send a written request by December 14, 2018, to: Student Integration Services, 333 S. Beaudry Ave., 25th Floor, Los Angeles, CA 90017.
- Applicants MUST be residents of L.A. Unified at the time of application and while participating in the Magnet programs. **Post office boxes are not accepted.**
- Multiple-birth applicants (e.g. twins, triplets) will be placed consecutively in the Magnet selection process.

DUAL LANGUAGE EDUCATION PROGRAMS INFORMATION

INTRODUCTION

L.A. Unified recognizes our students' cultural and linguistic assets. We are committed to providing language pathways that will enable our students to develop and strengthen their cognitive, academic, cultural, and economic capabilities. L.A. Unified is proud to offer wide-ranging dual language education programs that provide our students with opportunities to develop the multilingual and multicultural skills necessary to be successful in a global society.

This brochure provides a resource for families who want to find out more and apply to pathways where their children can become bilingual/biliterate and culturally competent. L.A. Unified offers programs in grades TK to 12 where students can continue to achieve higher levels of language proficiency, participate in the California Seal of Biliteracy, and be prepared to enter and compete in a global economy. Currently, there are 139 Dual Language Two-Way Immersion, Dual Language One-Way Immersion, and World Language Immersion Programs. The programs are offered in Spanish, Korean, Mandarin, French, Armenian, and Arabic. New programs are added each year.

Dual Language Education Programs are located on regular school campuses with access to activities and experiences shared with the host school. Please review the following pages to determine the programs that fit your child's needs. For more information regarding a specific program at a given school site, please call the principal using the telephone number listed under the school's name on pages 51-56 in this brochure.

PROGRAM GOALS

One of the District's goals is to increase the number of graduating seniors who are bilingual and biliterate. As students continue to participate in Dual Language Education Programs from Transitional Kindergarten (TK) to 12th Grade, they reach advanced levels of academic and language proficiency in both languages and gain sociocultural understanding and competence. In addition, students in these programs have an opportunity to earn the L.A. Unified Biliteracy Award in 5th and 8th grades, as well as the L.A. Unified and California Seal of Biliteracy in 12th grade.

PROGRAM DESCRIPTIONS AND ELIGIBILITY

All students living within and outside of L.A. Unified boundaries are eligible to apply. Students residing outside of L.A. Unified boundaries must obtain an Incoming Inter-District Permit upon accepting a placement. The link to apply for an Inter-District permit can be found on the https://Apply.LAUSD.NET website.

LANGUAGE DESIGNATIONS: English Learner (EL), English Only (EO), Initial Fluent English Proficient (IFEP), Reclassified Fluent English Proficient (RFEP)

Dual Language Two-Way Immersion Program (Formerly Dual Language): Classroom Composition

The Dual Language Education Program is designed to provide students the opportunity to receive grade-level standards-based content in English and in a language other than English (target language). This program is designed for both English Learners (ELs) as well as English Speakers (EO, IFEP, and RFEP).

- Grades TK, K, and 1 — English Learners who speak the target language of the program and English speaking students (EO, IFEP, RFEP) can enter the program at TK-1.
- Grades 2 -12 — English Learners who speak the target language of the program can enter the program at any grade level. (This will be determined at the school site and will also be a contingency to their assignment).

  English Speakers (EO, IFEP, and RFEP) may enter if their target language performance is on par with peers who are already in the program. To determine eligibility, a target language assessment will be administered to students in grades 2 and beyond who have not previously participated in a Dual Language Education Program to determine eligibility.
- By the application deadline, if there are fewer than 50 percent of English Learners or English Speakers to create a balanced classroom composition, the ratio of assignment will be composed of up to 2/3 from either language group.

50 %	50 %
English Learners Who Speak the Program's Target Language	English Speakers

DUAL LANGUAGE EDUCATION PROGRAMS INFORMATION

Dual Language One-Way Immersion Program (Formerly Maintenance Bilingual): Classroom Composition

The Dual Language One-Way Immersion Program is designed to provide English Learners the opportunity to receive grade-level standards-based content in English and in a language other than English (target language).

- Grades TK, K, and 1 — English Learners who speak the target language of the program are eligible to participate.
- Grade 2-12 — English Learners who speak the target language of the program are eligible to participate. (This will be determined at the school site and will also be a contingency to their assignment).

English Speakers (EO, IFEP, and RFEP) may enter, on a case by case basis, if their target language performance is on par with students who are already in the program. (This will be determined at the school site and will be a contingency of the applicant's assignment). This group cannot exceed 20% of enrollment. After offers are made and before the parent accepts placement, the parent must contact the school to make arrangements to see if the applicant meets target language proficiency requirements.

80-100 %	0-20 %
English Learners	English Speakers

World Language Immersion Program (Formerly Foreign Language Immersion): Classroom Composition

The World Language Immersion Program is designed to provide students the opportunity to receive grade-level standards-based content in English and in a language other than English (target language). Although the World Language Immersion Program is designed for English Speakers (EO/IFEP/RFEP), English Learners with higher level English proficiency may participate on a case-by-case basis.

- Grades TK, K, and 1 — English Speakers (EO, IFEP, RFEP) can enter at grade levels TK, K, and 1.
- Grades 2-12 — English Speakers (EO, IFEP, RFEP) in grades 2-12 can apply if their target language performance is on par with students who are already in the program. (This will be determined at the school site and will also be a contingency to the applicant's assignment).
- A target language assessment will be administered to students in grades 2 and beyond who have not participated in a Dual Language Education Program to determine eligibility.

80-100 %	0-20 %
English Speakers	English Learners

PRIORITIES FOR ATTENDANCE

Selection preferences for applicants will be applied in the following order:

1) Siblings who live within the school's attendance boundary
2) Students who live within the school's attendance boundary
3) Siblings residing within L.A. Unified boundaries
4) Students residing within L.A. Unified boundaries
5) Siblings requiring an Inter-District Permit
6) Students requiring an Inter-District Permit

DUAL LANGUAGE EDUCATION PROGRAMS INFORMATION

SELECTION PROCESS

If there are more qualified applicants than spaces available at the school, a random, unbiased selection process will be conducted. Siblings of current students have priority for attendance so long as resident students are not displaced. There is no priority point accrual process for Dual Language Education Programs. Priority points are used by the Magnet Program only.

If there are more applicants than spaces available for a given grade, students will be placed on a wait list.

- The wait list number is not disclosed.
- Students will remain on the wait list for their first choice with an on-time application even if offered a seat at another program with a late application.
- Schools will notify parents if a space becomes available. No further action is necessary for students on the waiting list.

ENROLLMENT CRITERIA

- **Language Classification**
  For all programs, a student's probable language classification will be determined by a series of questions on the application, similar to that of the Home Language Survey, until the English Language Proficiency Assessment for California (ELPAC) test is administered.
- **Students Requiring Inter-District Permit**
  Once placement has been offered, parents who reside outside the L.A. Unified boundaries must complete the Inter-District Permit Process to finalize enrollment at the assigned school. The link to the Inter-District Permit process can be found on the https://Apply.LAUSD.net website.
- **English Speakers (EO, IFEP, RFEP) in grades 2-12**
  Schools will contact parents of English Speakers in grades 2 – 12 who have not previously participated in a Dual Language Education Program to determine eligibility. A target language assessment will be administered prior to offering placement.
- **English Learners (ELs) in grades 2-12**
  Schools will contact parents of English Learners in grades 2-12 who have not previously participated in a Dual Language Education Program. ELs of the same target language of the program to which they are applying can enter at any time. (This will be determined at the school site and will also be a contingency to their assignment).

GENERAL APPLICATION GUIDELINES

- **TRANSPORTATION IS NOT PROVIDED FOR DUAL LANGUAGE EDUCATION PROGRAMS.** Students with disabilities enrolling in a Dual Language Education Program will have access to transportation if the student's IEP requires transportation.
- **DO NOT SUBMIT A NEW APPLICATION** if your child is currently enrolled in a Dual Language Education Program and wishes to continue at the same school. Applicants currently enrolled in a Dual Language Education Program who apply and are selected for another program school will automatically be dropped from their current program whether they accept or decline.
- Each program's openings are determined by language classification and by available space.
- Students placed on a waiting list may be contacted regarding an opening up through the first month of school.
- Siblings of students who have left the school, have culminated, or will culminate this school year, do not have sibling priority.
- If a twin is selected, the other twin is placed consecutively in the selection process.
- Before making your school selection, please call the school to obtain information regarding the school's orientation meeting, tours, uniform requirements, and other pertinent information.
- The applicant agrees to abide by the uniform policy or dress code set by the program selected and hereby waives any right to opt out.
- Pages 44-47 contain basic information about Dual Language Education Programs to assist you in making a selection for your child. Although you have the option to select up to three different Dual Language Education Programs, with the on-time application, it is not mandatory to do so.

DUAL LANGUAGE EDUCATION PROGRAMS INFORMATION

GENERAL APPLICATION GUIDELINES (CONTINUED)

- Applicants who wish to apply to a Dual Language Education Program after the Friday, November 9, 2018 deadline may submit a late paper or online application at GoTo.LAUSD.Net website. The late application will only allow for a single choice and will open Thursday, February 1, 2019. Available seats for late applicants will be open after all of the students on the waiting list have been offered placement at the selected school site. Each program's openings are determined by language classification and by available space. Filling out a late application does not guarantee student placement.
- If selected, parent/guardian may accept or decline online or by calling the school by the deadline on the selection letter. If a response is not received by the deadline, it is considered a decline.
- Dual Language Education Programs do not accrue priority points.

KINDERGARTEN AND FIRST GRADE APPLICANTS

Pursuant to California Education Code Sections 46300, 48000 and 48010, Senate Bill 1381, students entering Kindergarten should be age 5 by September 1st, and students entering first grade should be age 6 by September 1st. Students that do not meet the age requirements are not eligible to apply or enroll in Dual Language Education Programs. Students must meet the age eligibility requirement regardless of current school year grade placement. All grade placement decisions are made by the L.A. Unified Administration at the school of enrollment.

Prior to admission of a child into a Dual Language Education Program, the parent/guardian shall present proof that the child is of the minimum age for enrollment as required by law. Falsification of information will result in the applicant's removal from the program. It is the responsibility of the parent or legal guardian to complete the application correctly. On-time applications cannot be edited after Friday, November 9, 2018, the close of the application period.

TRANSITIONAL KINDERGARTEN

- Some Dual Language Education Program schools offer Transitional Kindergarten (TK) Please contact the school for age requirements and other information.

TRANSPORTATION GUIDELINES

BEFORE MAKING YOUR SELECTION PLEASE NOTE THAT TRANSPORTATION IS NOT PROVIDED FOR DUAL LANGUAGE EDUCATION PROGRAMS.

Exceptions:

- Students with disabilities enrolling in a Dual Language Education Program will have access to transportation if the student's IEP requires transportation.
- Under the Every Student Succeeds Act (ESSA), foster youth in out-of-home care, as defined, and youth experiencing homelessness have the right to receive transportation to and from their school of origin. Please contact Student Support Programs at (213) 241-3840 for more information and/or assistance.

CONTACT US

PLEASE CONTACT THE DUAL LANGUAGE EDUCATION PROGRAM OFFICE IF YOU HAVE ANY QUESTIONS REGARDING PROGRAMS MENTIONED IN THIS SECTION AT (213) 241-2550.

EXHIBIT C

To identify the LAUSD Board District you reside in, click this link http://rrcc.lacounty.gov/OnlineDistrictmapApp/
For questions regarding Resident School Identifier, click this link mpd@lausd.net

114 N Westmoreland Ave, Los Angeles, CA, 90004, USA

Results for address: **114 N Westmoreland Ave, Los Angeles, California, 90004**

If the above search result is not the intended address, please select the 'Show more results' link, if displayed within the map area. Additionally, please verify your search entry following the instructions listed above.

The resident LAUSD School assignments listed below are in effect for this school year and are applicable to students currently eligible to enroll. School attendance boundaries are subject to change as warranted by shifts and growth in student population, by opening of new schools and the reopening of closed schools, and as deemed necessary by LAUSD. Information about schools with boundary changes effective in the upcoming school year and the areas affected by the changes is available on the Boundary Change Information Page.

CAMPUS	LOCN	SCHOOL NAME	GRADES	ENROLLMENT OPTION	LOCAL DISTRICT	BOARD DISTRICT	ADDRESS	PHONE
A	8207	Miguel Contreras Learning Complex - Academic Ldrshp Community	9-12	SCHOOL IN CHOICE AREA SEE NOTE(S) BELOW[6]	C	2	322 LUCAS AVE, LOS ANGELES, CA 90017	213-240-3815
A	8527	Miguel Contreras Learning Complex - School of Social Justice	9-12	SCHOOL IN CHOICE AREA SEE NOTE(S) BELOW[6]	C	2	322 S LUCAS AVE, LOS ANGELES, CA 90017	213-240-3800
A	8517	Miguel Contreras Learning Complex - Business and Tourism	9-12	SCHOOL IN CHOICE AREA SEE NOTE(S) BELOW[6]	C	2	322 S LUCAS AVE, LOS ANGELES, CA 90017	213-240-3840
A	8774	Miguel Contreras Learning Complex - LA Sch of Global Studies	9-12	SCHOOL IN CHOICE AREA SEE NOTE(S) BELOW[6]	C	2	322 S LUCAS AVE, LOS ANGELES, CA 90017	213-240-3850
B	8516	Ramon C Cortines School of Visual & Performing Arts	9-12	SCHOOL IN CHOICE AREA SEE NOTE(S) BELOW[6]	C	2	450 N GRAND AVE, LOS ANGELES, CA 90012	213-217-8600
C	8543	Belmont Senior High	9-12	SCHOOL IN CHOICE AREA SEE NOTE(S) BELOW[6]	C	2	1575 W 2ND ST, LOS ANGELES, CA 90026	213-241-4300
D	8544	Edward R Roybal Learning Center	9-12	SCHOOL IN CHOICE AREA SEE NOTE(S) BELOW[6]	C	2	1200 W COLTON ST, LOS ANGELES, CA 90026	213-580-6400
E	8462	Virgil Middle School	6-8	ASSIGNED RESIDENT SCHOOL	C	2	152 N VERMONT AVE, LOS ANGELES, CA 90004	213-368-2800
F	2307	Dr Sammy Lee Elementary Medical and Health Science Magnet	K-5	SCHOOL IN CHOICE AREA SEE NOTE(S) BELOW[56]	C	2	3600 COUNCIL ST, LOS ANGELES, CA 90004	213-368-8775

[6]For information on the high school application process in the Belmont Zone of Choice, contact any of the high schools listed above. For a complete list of the educational choices available within this Zone of Choice, please refer to the corresponding Zone of Choice Enrollment Application at http://achieve.lausd.net/ZOC

[56]Students choosing to attend Dr. Lee Medical and Health Science Magnet ES will need to submit a Choices Application. For further information on the Choices Application process, please visit the E-Choices Website at: http://echoices.lausd.net, or contact the school directly.

11561 Gateway Blvd, Los Angeles, CA, 90064, USA

Results for address: **11561 Gateway Blvd, Los Angeles, California, 90064**

If the above search result is not the intended address, please select the 'Show more results' link, if displayed within the map area. Additionally, please verify your search entry following the instructions listed above.

The resident LAUSD School assignments listed below are in effect for this school year and are applicable to students currently eligible to enroll. School attendance boundaries are subject to change as warranted by shifts and growth in student population, by opening of new schools and the reopening of closed schools, and as deemed necessary by LAUSD. Information about schools with boundary changes effective in the upcoming school year and the areas affected by the changes is available on the Boundary Change Information Page.

CAMPUS	LOCN	SCHOOL NAME	GRADES	ENROLLMENT OPTION	LOCAL DISTRICT	BOARD DISTRICT	ADDRESS	PHONE
	2825	Richland Avenue Elementary World Language Immersion French	K-2	SCHOOL IN CHOICE AREA SEE NOTE(S) BELOW[227]	W	4	11562 RICHLAND AVE, LOS ANGELES, CA 90064	310-473-0467
A	6260	Richland Avenue Elementary	K-6	ASSIGNED RESIDENT SCHOOL	W	4	11562 RICHLAND AVE, LOS ANGELES, CA 90064	310-473-0467
B	8481	Daniel Webster Middle School	7-8	ASSIGNED RESIDENT SCHOOL	W	4	11330 W GRAHAM PL, LOS ANGELES, CA 90064	310-235-4600
C	8886	University Senior High	9-12	ASSIGNED RESIDENT SCHOOL	W	4	11800 TEXAS AVE, LOS ANGELES, CA 90025	310-914-3500

[227]Richland Avenue Elementary offers a World Language Immersion French Language Program. For further information regarding program availability and enrollment policies, please contact the school directly.

Mapped Results:
The red square marks the location of the entered address. The lettered map markers represent individual campus locations and correspond to the campus letter in the resident schools list above. In some instances multiple schools may exist on a single campus. Users may need to use the pan and/or zoom functions to change the map view in order to see all the school markers indicated on the list.

EXHIBIT D

ELEMENT 8 – ADMISSION REQUIREMENTS

***"Admission requirements, if applicable."* (Ed. Code § 47605(b)(5)(H).)**

DOCUMENTATION OF ADMISSIONS AND ENROLLMENT PROCESSES

Charter School shall maintain complete and accurate records of its annual admissions and enrollment processes, including but not limited to documentation of implementation of lottery and waitlist criteria and procedures in accordance with the terms of the Charter. These records shall be made available to the District upon request.

HOMELESS AND FOSTER YOUTH

Charter School shall adhere to the provisions of the federal McKinney-Vento Homeless Assistance Act and ensure that each child of a homeless individual and each homeless youth has equal access to the same free, appropriate public education as provided to other children and youths. Charter School shall provide specific information, in its outreach materials, websites, at community meetings, open forums, and regional center meetings, that notifies parents that Charter School is open to enroll and provide services for all students, and provides a standard District contact number for access to additional information regarding enrollment.

Charter School shall comply with all applicable federal and state laws regarding homeless and foster youth, including but not limited to the provisions of AB 379 (2015) and Chapter 5.5 (commencing with Section 48850) of Part 27 of Division 4 of Title 2 of the Education Code, as amended from time to time. Charter School shall extend its uniform complaint procedure to complaints filed pursuant to the applicable provisions of AB 379.

NON-DISCRIMINATION

Charter School shall not require a parent/legal guardian/student to provide information regarding a student's disability, gender, gender identity, gender expression, nationality, legal or economic status, primary language or English Learner status, race or ethnicity, religion, sexual orientation, or any other characteristic that is contained in the definition of hate crimes set forth in section 422.55 of the Penal Code, or any other information that would violate federal or state law, prior to admission, participation in any admissions or attendance lottery, or pre-enrollment event or process, or as a condition of admission or enrollment. Charter School may request, at the time of, and as part of, conducting its lottery process, the provision of information necessary to apply specific admissions preferences set forth in this Charter.

Charter School shall not request or require submission of a student's IEP, Section 504 Plan, or any other record or related information prior to admission, participation in any admissions or attendance lottery, or pre-enrollment event or process, or as a condition of admission or enrollment.

ADMISSION REQUIREMENTS

OVERVIEW

The Charter School shall admit all pupils who wish to attend the Charter School. No test or assessment shall be administered to students prior to acceptance and enrollment into the Charter School. The Charter School will comply with all laws establishing minimum and maximum age for public school attendance in charter schools. Admission, except in the case of a public random drawing, shall not be determined by the place of residence of the pupil or his or her parent or legal guardian within the state.

The Charter School shall require students who wish to attend the Charter School to complete a lottery interest form. After admission, students will be required to submit an enrollment packet, which shall include the following:

1. Student Enrollment Form
2. Proof of Immunization
3. Home Language Survey
4. Completion of Emergency Medical Information Form
5. Proof of Minimum Age Requirements

STUDENT RECRUITMENT

CWC 3 will actively recruit a socio-economically and ethnically diverse student population from the District and surrounding areas who are committed to the Charter School's educational philosophy and instructional practices. As detailed in Element 7, our Outreach Plan includes targeted efforts to recruit all types of students, including those who are at risk of low achievement, special education students, and economically disadvantaged students. Our child-centered approach to education will be particularly impactful for these children. Furthermore, our management structure is intentionally designed to ensure that our Principal is free to devote him/herself entirely to the education of a diverse student body, including

PUBLIC RANDOM DRAWING

PREFERENCES IN ADMISSION

The Charter School will designate an open enrollment period from the fall (approximately September or October) through the lottery date (typically 1-2 weeks after the end of the open enrollment period), which is in late winter unless notice is publicly provided to the community with a different timeline. Following the open enrollment period each year, applications shall be counted to determine whether the Charter School has received more applications than availability. In the event that this happens, the Charter School will hold a public random drawing to determine admission, with the exception of existing students, who are guaranteed admission in the following school year. The following admission preferences shall be given:

1. Students residing with the Los Angeles Unified School District.
2. Siblings of students currently enrolled in the Charter School. Siblings are defined as any two students who share a legal parent/guardian. (Legal documentation may be required.)

3. Children of the Founding Parents of CWC 3, consistent with LAUSD's Founding Parent/Founders Preference policy, and not to exceed 10% of the Charter School's enrollment.
4. Students who qualify for free or reduced price lunch.
5. Students who are currently enrolled in, and students who reside in, the attendance area of the public elementary school where the Charter School is located.[18]
6. Children of CWC 3 employees (excluding those in contract/temporary/substitute positions) and CWC LA Board of Directors members, not to exceed 10% of the Charter School's enrollment.

LOTTERY TIMELINES

The Charter School will designate a publicly advertised open enrollment period each year, and a deadline for consideration for the public random drawing in approximately February or March at the end of the open enrollment period, unless notice is publicly provided to the community regarding a different timeframe. If at the end of the open application window, there are more applicants than capacity at any grade level at CWC 3, attendance, except for existing pupils, will be determined by public random drawing ("lottery").

Following the lottery, parents of students who are offered spots will be notified by U.S. mail, phone call, text and/or email by either a member of the Regional Support Office team who manages the lottery system, or by member(s) of CWC 3 responsible for managing outreach to families. Parents of students who are not offered spots also will receive notice by U.S. mail, text and/or email and informed of their placement on the wait list. When spots are offered to the initial pool, families will be given a specified deadline in which to accept the spot and request an enrollment packet. Depending on the date of the lottery, this time period will be at least five days from the lottery, but may be longer in the event our lottery is held prior to other area schools' lotteries and private school admissions notifications. The enrollment packet must be returned either electronically or via hard copy by the student's parent or guardian within the deadline given by the Charter School (at least two weeks from the lottery). The Principal shall coordinate the process and Charter School staff will handle notifications and processing of enrollment materials. Independent observers will be welcomed at all lotteries.

LOCATION OF LOTTERY

The location of the lottery will be arranged to ensure maximum parent participation. Ideally the lottery would take place on Charter School grounds, although alternate sites may be used if the anticipated public participation is greater than the Charter School site could safely accommodate.

[18] The purpose of this preference is to meet SB 740 Charter School Facility Grant Program requirements, Education Code Section 47614.5(c)(2). It will only be implemented in an academic year in which the Charter School leases private facilities that meet the Grant Program requirements.

DATE AND TIME OF LOTTERY

The Charter School will designate an open enrollment period from the fall (approximately September or October) through the lottery date (typically 1-2 weeks after the end of the open enrollment period) as described above. The lottery date is designed to maximize applications and attendance and is set based on a variety of factors, including school vacation schedules, private school application deadlines and response timeframes, other charter school lotteries, logistics at the Charter School site, and other factors. The lottery date is typically in late February or early March, and can vary slightly based on the factors named above, unless notice is publicly provided to the community regarding a different timeframe. We typically will hold the lottery in the evening (around 5:00pm or 6:00pm) at one of the physical locations of CWC 3 so that parents who work during the day are able to attend.

At the lottery, the Executive Director or designee will draw names for each grade in which there are more applicants than spaces available. The Principal or designee will be present to ensure fair and accurate implementation of the lottery procedures. Students will be assigned a number corresponding to the number of enrollment slots. Once all enrollment slots have been made available, remaining students will be added to the waitlist in the order in which they were randomly drawn. Records will be kept on file at the Charter School documenting the fair execution of the lottery, such as documentation of the number of open seats and electronic records contained in CWC 3's lottery management system, which includes the information contained on the CWC 3 lottery form.

FAIR EXECUTION OF LOTTERY PROCEDURES

At all times, our enrollment and lottery process will be transparent. Parents will be encouraged to attend the public drawing and the time and place will be scheduled in order to maximize attendance. The Charter School's policies and procedures regarding enrollment will be clearly publicized in the application instructions, the CWC 3 Family Handbook, on Charter School tours, and on our website. Information about the time and location of the lottery will be posted on the Charter School's website, on the lottery interest form, and at the Charter School site, included in public notices and flyers posted in the community and will be available by calling the Charter School. In order to document the fair execution of the lottery, the Regional Support Office and CWC 3 Principal will maintain all forms for all students who participated in the lottery for one year, as well as the documentation of the order of names selected.

WAIT LISTS

During the same public random drawing, once enrollment is reached, the remaining names will be placed on a wait list in the order drawn. The order of names on the wait list will be developed utilizing the same preferences and procedures as the lottery. If vacancies occur during the school year, the vacancies will be filled according to the wait list.

Students who are not offered seats for the academic school year for which the lottery was held will remain on the wait list until the end of that academic year unless otherwise requested by the parent to be taken off. The wait list is cleared at the end of the academic year for which the lottery was drawn. Therefore, the wait list does not carry over from one year to the next.

NOTIFICATION TO PARENTS ON WAIT LIST

As spots become available, families on the wait list will be notified via telephone, text and/or email by either a member of the Regional Support Office team who manages the lottery system, or by member(s) of CWC 3 responsible for managing outreach to families, in the order they appear on the wait list and given at least three (3) days to respond to the request.

PARENT COMMUNICATION

Lottery interest forms and enrollment forms will be available online at the Charter School's website or in the main office. Lottery interest forms may be completed via paper and handed or mailed into the office to a designated representative, or completed via an electronic system. Samples of our lottery interest and enrollment forms are included in our submission. An explanation of the application and enrollment process will be provided at outreach events, in written application materials, on our website, and in the Charter School office. Public notice will be posted at the Charter School site and website regarding the date, time, and location of the public drawing, encouraging people to attend.

CWC 3 will offer orientation meetings prior to the application deadline with the Principal or designated Charter School representative in order to discuss with interested parents the Charter School philosophy, mission, and instructional practices.

ENROLLMENT RECORDS

Only uninterested parties who are employees of the Charter School or who have signed confidentiality requirements will handle enrollment data. The data will be kept on file at the Charter School, or in an electronic system maintained by the Charter School, in the event of the need for an audit.

EXHIBIT E

MEETING: "SB 740 Program Update"

DATE: Tuesday, October 30, 2018

TIME: 10:00 - 11:00 AM PST

Slide 1

>> Good morning everyone. Welcome to the "SB 740 Webinar" regarding recent updates to the SB740 program. I want to go over some housekeeping options. If you have any technical issues please contact GoToWebinar at (877) 582-7011 or the website https://support.logmeinic.com/gotowebinar. Live captioning is available at the website here and we are going to be providing transcripts and a recording of the webinar within a week. If you have any questions, you can log them in the chat box. We will respond to a few but the majority, we will respond after the webinar and update the Frequently Asked Questions based on the questions that we have received. Katrina, do you want to say anything?

>> I just want to thank Ian, and Anne, and thank you for joining this webinar. SB 740 is a program that changes annually subject to changes threw the budget process. Thank you for your patience as we implement these changes under the 2018-19 funding round. I remind everyone to sign up for the List Serve so you can receive any changes to the program. During the public comment period on our regulations, make sure that you are weighing in during that process, as well. As Ian said, any follow-up information from this webinar will be provided after the webinar. And thanks Ian and Anne.

Slide 2

>> Again, my name is Ian Davis, Program Co-Lead of the SB 740 Program. I'm joined by Anne Osborne.

Slide 3

We are going to discuss Agenda, Reimbursable Facility Costs, and the Appraisal Cap. The 2017-18 True Up reimbursements and the Other Costs Pro Rated as well as the timing of the 2017-18 disbursements. The 2018-19 initial apportionment, are being reviewed, and we will discuss 2018-19 appraisals. We are going to talk about the preference in admissions and there has been some changes. And later on we will discuss the contact information.

Slide 4

There are two types of Reimbursable Facility Costs because of COLA. There is the multi-year lease which is COLA Capped and the New Facility Agreement which really generates the appraisal is Appraisal Cap. The 2017-18 COLA Cap is at 1.56% and the 2018-19 COLA Cap is at 2.71%.

Slide 5

>> Going into what this COLA Cap and Appraisal Cap means. If you have a multi-year lease, we have to cap the reimbursable rent cost at the annual COLA. We received this COLA in the prior year, around March. Any webinar or posting of the application, we are going to be able to show you what the next year's COLA Cap will be. We were asked to begin this process retroactively, so for the 2017-18 funding round, all schools lease costs are either capped by COLA or by an appraisal.

For example, (*Multiyear Lease*) in 2016-17 the schools lease was $100,000 in 2017-18 the school's rent increased by $105,000. The COLA Cap as compared to the previous year caps the reimbursable rent at $101,000 this is what will be included in the schools award calculation and will be applied to 75% of the facility costs. During the 2018-19 funding round this lease continues to carry on there are no significant changes to the

lease, this maybe a 20 year lease, this schools rent increase to 110,000 but the reimbursable rent only increased by 2.71%,and that 2.71% is being applied to prior years reimbursable rent which was $101,000. We were able to apply 2.71% to the $101,000 which equals $104,000. This is what is included in the school's award calculation for 18-19 and we would be able to award 75% of $104,000 up to the schools Average Daily Attendance times 1147. So New Facility Agreement we will be going over what a New Facility Agreement is in the next slide.

In this example,(*New Facility Agreement*) this school maybe moved to a new site or a brand-new school and didn't have a 2016-17 lease. This lease, we would request an appraisal, and it comes back at saying the rent the school is requesting it is at or below Fair Market Rent, we are able to reimburse the full $105,000. The following year the school stays in the same lease there are no major changes, this is another 20-year lease or 5-year lease, we were able to increase the reimbursable rent by 2.71% this is compared to the $105,000. This is an increase of 2.71 % increase on the $105,000 from the previous year. If you have any questions about this process, you can certainly log them into the chat box, but the majority we are going to reach afterwards. This slide and the presentation itself is going to be available on our website soon.

Slide 6

Let's talk about a New Facility Agreement. There are three things that qualify for a New Facility Agreement. A rental or lease agreement for a facility not previously occupied by the charter school. An example of this is if a school has moved. Second, a rental or lease agreement that includes additional square-footage, not included in the previous year’s agreement. An example of this could be if the schools added new modules.

There has to be a change in the actual site to generate an actual appraisal. And the last one, a new agreement for existing facilities or square-footage when the existing lease is up for renewal or expired. The Authority is going to let you know if you are going to be needing an appraisal. If your lease expires or renews, it will be an appraisal-type item.

Slide 7

Reimbursable facility cost for an appraisal. Again, this is a new item, we thought it would be helpful to let the schools know what actually needs to be in the appraisal. Again, the applicant's eligibility is determined by whether one or more of the new facilities is determined by appraisal. The Authority is going to let you know if you need an independent appraisal, so we will be contacting you. There are six things need to happen. One it needs to be a certified Appraiser. Second, it cannot be a Related Party. The third, is the "Intended Client" should be the charter school. The fourth, is that the User shall be the California School Finance Authority. The fifth, provide a Fair Market Rent analysis. The last thing is it must be certified using the language in the USPAP.

Slide 8

So, where can you find some appraisals or appraiser? The Bureau of Real Estate Appraisers actually provides a search engine for local certified general licensed appraisers, you can go to this website, we will be providing this link as well in our Frequently Asked Questions just make sure that you select license Level AG, as that is the license level for Certified General Appraiser. The Fair Market Rent that the appraiser is being provided in the appraisal should be the rent or lease cost at the time that the appraisal was conducted. This will be going towards the 2018-19 funding round

and future funding rounds. 17-18 was the first year that we were asked to do this, so we had to do it retroactively. For all future years, we will be requesting appraisals during the initial apportionment and not at the end. So that way the schools can provide an appraisal during the time they are actually paying rent.

Slide 9

It does appear that the 2017-18 funding round is oversubscribed. This is a rough estimation of the funds needed for the Program. Recent changes to the Education Code now states that lease cost are going to be fully awarded. Whereas previously, if we were oversubscribed, the entire award was pro-rated, we are just going to pro-rate the Other Costs. If your award only includes Lease Costs, you are going to be fully pro-rated. If you have Other Costs in your award, then just that portion of the award will be pro-rated.

Slide 10

We are going to go over later on what a school's award would look like if it includes. Other Costs during a pro-rated year, which is 2017-18. As an example of how the proration is going to affect the Other Costs, we first have to establish all the funds available and then the percentage of the remaining funds available as compared to the funds that are available. First, we are going to award all of the Lease Costs. In this example (previous slide), it looks like we are going to need $116 million to award all of the Lease Costs. And the remaining funds left is roughly about 16 -- well, I have to do some rough math here. Any ways suffice to say, in this example (Slide 10), we are going to provide that amount that we need probably in November after the schools have had a chance to review their Other Costs. In this example, the school requests $40,000

in Other Costs. We first determined there lease apportionment award by established their ADA allows them to get $125,000, 75% of there lease costs is $100,000 and they have a remaining balance of $25,000 left to award. Their pro-rate would be 20,000. So, we take 80% of the 25,000 remaining and that's the school's total award. Which is 75% of the Lease Costs, plus, the pro-rated Other Costs, which is the $20,000.

Slide 11

For timing, we are currently reimbursing funds to lease only schools, as well as we are disbursing the lease only portion of the school's award to all schools that we have received their appraisal and all other documentation that we have requested. We are going to provide the schools 30 days to review the documentation that we sent them. This is going to be a Notice of Eligible Facility Cost. This is basically a form that I will be showing later on, that outlines the sites that we included in the award and the total facility cost, as well as the other costs that we found eligible for the Program. The school is going to have 30 days to review the information and make any changes necessary by emailing us at sb740@treasurer.ca.gov. After all schools have had an opportunity to review and commented on there award, we will be able to determine the amount of funds needed for Other Costs and therefore able to determine the amount of pro-rata for Other Costs. A fourth reimbursement will go out to those schools with Other Costs and it will be just the other cost portion of their award.

Again, we have requested appraisals from all of our 2017-18 schools with New Facility Agreements. That deadline was set for October 31st, unless the school requested additional time. If you need additional time, please contact us at sb740@treasurer.ca.gov. So we can review the schools information and provide an

extension if warranted.

Slide 12

A new change to the Program is this FI$CAL form, called FI$CAL form 204 Form. Basically the State Controllers Office is using this form to determine the payee or award recipient name, mailing address and FEIN. This is something every awardee will need and this goes across all of our programs, not just the SB740 program. We have received several of these forms and we have gone out and requested it from schools as well as this form is already on file with FI$CAL because this school was already involved with other programs that was requiring it. We are going over our records right now to make sure that we have the most up-to-date information. Suffice to say, if the school is changing their mailing address or their school name or there has been a change in their structure and they have a new FEIN, they need to fill out a new 204 Form and send it to us, so that all future awards are sent to the right mailing address and of course, the correct school name. We are making sure that the school's name matches their FEIN record and if it is different, you need to make sure that you include the FEIN name and you can say, "DBA and school name".

In this example, the school is under an FEIN an incorporated FEIN but the school goes by ABC Charter School. They need to list the school as ABC Charter, Inc., doing business as ABC Charter School. The same thing would apply if they are under a parent organization. If they are under a large charter management organization with 10 charter schools, they need to put the charter's management's organization name doing business as, and that's the specific charter school's name. Each school under the organization needs to submit one of these 204 forms to receive funds under the

programs.

Slide 13

To recap the 2017-18 Award calculation. This is pretty much what an award calculation will look like when you receive it. In this example, the school had two sites which were eligible. One site was COLA capped and the other was capped by its fair market rent by the appraisal. The total lease costs were $250,000 with 75% of that being $187,000, We review the ADA for the year and apply $1,117 per unit of ADA. The minimum of the two in this case is the lease cost. The lease only portion of the school's award is $187,000 and the other cost portion has yet to be determined because we first, need the school to review this document.

Slide 14

This is a document that is going to be sent to you if you have Other Costs. And it is basically, a way for you to appeal our award determination or make corrections if needed. Just review the documentation and if everything is fine, you can email us back, and say, fine. But, you don't even need to email us back because we are going to base the award on this information if you have no changes to make. In this case, the school's eligibility cost is $35,000, that was not included in the previous award calculation because we have yet to award that portion of the award. We first need to determine if this is really the schools eligible other facility costs. Maybe, some it didn't fit in the regulations for the eligible facility costs. You ask you to review this information when it is sent to you, you have 30 days to respond to it from the date it's received. And then, after 30 days when all the schools has reviewed this we will be able to determine the amount of funds the we will need for the Other Costs portions and determine the

school's pro-rated Other Costs award and we will send out a reimbursement form afterwards. Hopefully, no later than December.

Slide 15

There have been a lot of good questions and again, we are going to be answering these after the webinar. I want to thank you for those questions that we have received.

Let's talk about 2018-19, the Initial Apportionment. Right now, we are currently reviewing all of the 2018-19 applications and we are looking to send out award notices in November, so that will be shortly. Again, we are going to be asking the 2018-19 schools for their appraisals. And note, that is going to be going out shortly. We hope these can be done within 30 days of the request. If the school has entered into a New Facility Agreement for the fiscal year, again, that appraisal will be submitted shortly. If you already know that you fall into this criteria of a New Facility Agreement, you can certainly start working on that appraisal. It does take a while, as we have some experience with schools who have gone through the process. If you know that you are going to need one, there's no reason to delay. You can go ahead and start on that.

Slide 16

Our last category that we're going to be talking about today is Preference in Admissions. We have talked about before, this is if a school is not at 55%, and the school is relying on their local elementary school's FRPM to qualify for SB740 funding. What has changed is now the Authority will accept evidence in three different fashions. The first one, is the evidence of the charter petition. This is if your school renewed its charter petition after January 1, 2018. If it is still current, what we would need is a resolution adopted by the charter schools governing Board or information on the

school's website. And those schools that needed to fulfill this requirement have been notified and an email was sent out to them, so if you have any questions you can certainly contact sb740@treasurer.ca.gov.

The last one is the language that we are looking to have. This is suggested language. Again, this is just for the schools that are going to be renewing their charters going forward. We would like to see some type of language of the students who are currently enrolled in or who reside in the elementary school attendance area of the Public elementary school in which the Charter School is located for the purposes of the Charter School Grant Program. The charter school doesn't have to list the name of the elementary school. We want to let you know that this generic language is something that they can use.

Slide 17

There was a change in the Education Code Section 47605(d)2(B) and it was effective on January 1, 2018. So again, what that said is the preference in admission language must be approved by the chartering authority at a public meeting. That's something new and something that we are having to require all charter schools that are relying on their local elementary to have it in their charter petition. As well as proof, it was approved by their chartering authority.

Slide 18

The Frequently Asked Questions, again, are available on our website. The schools can also contact us at sb740@treasurer.ca.gov.

Slide 19

>> We have a full staff of analysts that are working all the time on your application. If

you receive emails from them, please respond, so we can process your awards as soon as possible. Thank you for your questions, we are going to be responding to them shortly, and sending out the information to all of the participants and posting them on our website for all to review. The recording of this webinar will be posted on our website shortly. Right after this meeting, we are going to be posting the slides and we are going to be able to post the recording as soon as we transcribed the recording. If you have any questions, please send them to sb740@treasurer.ca.gov. And thank you again for participating.

EXHIBIT F

Unduplicated Student Poverty – Free or Reduced Price Meals Data 2017–18

Academic Year	County Code	District Code	School Code	County Name	District Name	School Name	District Type	School Type	Educational Option Type	NSLP Provision Status	Charter School (Y/N)	Charter School Number	Charter Funding Type	IRC	Low Grade	High Grade	Enrollment (K-12)	Free Meal Count (K-12)	Percent (%) Eligible Free (K-12)	FRPM Count (K-12)	Percent (%) Eligible FRPM (K-12)	Enrollment (Ages 5-17)	Free Meal Count (Ages 5-17)	Percent (%) Eligible Free (Ages 5-17)	FRPM Count (Ages 5-17)	Percent (%) Eligible FRPM (Ages 5-17)	2017-18 CALPADS Fall 1 Certification Status
2017-2018	19	64733	0000001	Los Angeles	Los Angeles Unified	Nonpublic, Nonsectarian Schools	Unified School Dis	N/A	N/A	N/A	N/A	N/A	N/A	N/A	N/A	N/A	2550	1221	47.9%	1261	49.5%	2159	1076	49.8%	1104	51.1%	Y
2017-2018	19	64733	0100289	Los Angeles	Los Angeles Unified	N.E.W. Academy of Science and Arts	Unified School Dis	Elementary Scho	Traditional	N/A	Yes	0521	Directly fu	Y	K	5	395	386	97.7%	394	99.7%	378	370	97.9%	377	99.7%	Y
2017-2018	19	64733	0100669	Los Angeles	Los Angeles Unified	Stella Middle Charter Academy	Unified School Dis	Intermediate/Midd	Traditional	N/A	Yes	0535	Directly fu	Y	5	8	498	431	86.5%	480	96.4%	498	431	86.5%	480	96.4%	Y
2017-2018	19	64733	0100677	Los Angeles	Los Angeles Unified	High Tech LA	Unified School Dis	High Schools (Pu	Traditional	N/A	Yes	0537	Directly fu	Y	9	12	394	143	36.3%	194	49.2%	390	141	36.2%	192	49.2%	Y
2017-2018	19	64733	0100743	Los Angeles	Los Angeles Unified	Accelerated Charter Elementary	Unified School Dis	Elementary Scho	Traditional	N/A	Yes	0539	Directly fu	Y	K	6	492	461	93.7%	484	98.4%	481	453	94.2%	473	98.3%	Y
2017-2018	19	64733	0100750	Los Angeles	Los Angeles Unified	Wallis Annenberg High	Unified School Dis	High Schools (Pu	Traditional	N/A	Yes	0538	Directly fu	Y	9	12	481	449	93.3%	467	97.1%	466	434	93.1%	452	97.0%	Y
2017-2018	19	64733	0100776	Los Angeles	Los Angeles Unified	North Valley Military Institute College Prep	Unified School Dis	K-12 Schools (Pu	Traditional	N/A	Yes	0540	Directly fu	Y	6	12	605	541	89.4%	573	94.7%	597	533	89.3%	565	94.6%	Y
2017-2018	19	64733	0100800	Los Angeles	Los Angeles Unified	Central City Value	Unified School Dis	High Schools (Pu	Traditional	N/A	Yes	0534	Directly fu	Y	9	12	468	411	87.8%	439	93.8%	452	397	87.8%	424	93.8%	Y
2017-2018	19	64733	0100867	Los Angeles	Los Angeles Unified	KIPP Los Angeles College Preparatory	Unified School Dis	Intermediate/Midd	Traditional	N/A	Yes	0531	Directly fu	Y	5	8	496	397	80.0%	455	91.7%	496	397	80.0%	455	91.7%	Y
2017-2018	19	64733	0101196	Los Angeles	Los Angeles Unified	ICEF View Park Preparatory Charter High	Unified School Dis	High Schools (Pu	Traditional	N/A	Yes	0543	Directly fu	Y	9	12	605	405	66.9%	436	72.1%	594	396	66.7%	427	71.9%	Y
2017-2018	19	64733	0101329	Los Angeles	Los Angeles Unified	William J. Johnston Community Day	Unified School Dis	District Communi	Community Da	N/A	No	N/A	N/A	N	7	12	122	110	90.2%	114	93.4%	111	101	91.0%	105	94.6%	Y
2017-2018	19	64733	0101444	Los Angeles	Los Angeles Unified	KIPP Academy of Opportunity	Unified School Dis	Intermediate/Midd	Traditional	N/A	Yes	0530	Directly fu	Y	5	8	384	287	74.7%	323	84.1%	384	287	74.7%	323	84.1%	Y
2017-2018	19	64733	0101618	Los Angeles	Los Angeles Unified	Richard Riordan Primary Center	Unified School Dis	Elementary Scho	Traditional	CEP	No	N/A	N/A	N	K	1	222	191	86.0%	210	94.6%	201	173	86.1%	190	94.5%	Y
2017-2018	19	64733	0101659	Los Angeles	Los Angeles Unified	Crenshaw Arts-Technology Charter High	Unified School Dis	High Schools (Pu	Traditional	N/A	Yes	0570	Directly fu	Y	9	12	171	165	96.5%	168	98.2%	165	159	96.4%	162	98.2%	Y
2017-2018	19	64733	0101675	Los Angeles	Los Angeles Unified	Oscar De La Hoya Animo Charter High	Unified School Dis	High Schools (Pu	Traditional	N/A	Yes	0581	Directly fu	Y	9	12	601	520	86.5%	571	95.0%	595	515	86.6%	565	95.0%	Y
2017-2018	19	64733	0101683	Los Angeles	Los Angeles Unified	Renaissance Arts Academy	Unified School Dis	K-12 Schools (Pu	Traditional	N/A	Yes	0579	Directly fu	Y	6	12	532	265	49.8%	321	60.3%	530	264	49.8%	320	60.4%	Y
2017-2018	19	64733	0102137	Los Angeles	Los Angeles Unified	Aggeler Community Day	Unified School Dis	District Communi	Community Da	N/A	No	N/A	N/A	N	7	12	81	80	98.8%	80	98.8%	76	75	98.7%	75	98.7%	Y
2017-2018	19	64733	0102335	Los Angeles	Los Angeles Unified	Ocean Charter	Unified School Dis	Elementary Scho	Traditional	N/A	Yes	0569	Directly fu	Y	K	8	504	115	22.8%	129	25.6%	496	114	23.0%	128	25.8%	Y
2017-2018	19	64733	0102426	Los Angeles	Los Angeles Unified	PUC Milagro Charter	Unified School Dis	Elementary Scho	Traditional	N/A	Yes	0600	Directly fu	Y	K	5	288	241	83.7%	264	91.7%	285	238	83.5%	261	91.6%	Y
2017-2018	19	64733	0102434	Los Angeles	Los Angeles Unified	Animo South Los Angeles Charter	Unified School Dis	High Schools (Pu	Traditional	N/A	Yes	0602	Directly fu	Y	9	12	599	510	85.1%	550	91.8%	581	494	85.0%	534	91.9%	Y
2017-2018	19	64733	0102442	Los Angeles	Los Angeles Unified	PUC Lakeview Charter Academy	Unified School Dis	Intermediate/Midd	Traditional	N/A	Yes	0603	Directly fu	Y	6	8	350	269	76.9%	313	89.4%	350	269	76.9%	313	89.4%	Y
2017-2018	19	64733	0102483	Los Angeles	Los Angeles Unified	N.E.W. Academy Canoga Park	Unified School Dis	Elementary Scho	Traditional	N/A	Yes	0592	Directly fu	Y	K	5	505	472	93.5%	473	93.7%	490	458	93.5%	459	93.7%	Y
2017-2018	19	64733	0102491	Los Angeles	Los Angeles Unified	Dr. Theodore T. Alexander Jr. Science Ce	Unified School Dis	Elementary Scho	Traditional	CEP	Yes	0604	Locally fu	N	K	5	649	512	78.9%	567	87.4%	639	504	78.9%	557	87.2%	Y
2017-2018	19	64733	0102541	Los Angeles	Los Angeles Unified	New Designs Charter	Unified School Dis	K-12 Schools (Pu	Traditional	N/A	Yes	0601	Directly fu	Y	6	12	891	817	91.7%	842	94.5%	886	813	91.8%	838	94.6%	Y
2017-2018	19	64733	0102764	Los Angeles	Los Angeles Unified	Richard A. Alonzo Community Day	Unified School Dis	District Communi	Community Da	N/A	No	N/A	N/A	N	7	12	124	100	80.6%	106	85.5%	99	82	82.8%	87	87.9%	Y
2017-2018	19	64733	0102913	Los Angeles	Los Angeles Unified	Middle College High	Unified School Dis	High Schools (Pu	Traditional	N/A	No	N/A	N/A	N	9	12	381	286	75.1%	326	85.6%	378	283	74.9%	323	85.4%	Y
2017-2018	19	64733	0102921	Los Angeles	Los Angeles Unified	Harbor Teacher Preparation Academy	Unified School Dis	High Schools (Pu	Traditional	N/A	No	N/A	N/A	N	9	12	453	215	47.5%	292	64.5%	451	215	47.7%	292	64.7%	Y
2017-2018	19	64733	0106351	Los Angeles	Los Angeles Unified	Ivy Academia	Unified School Dis	K-12 Schools (Pu	Traditional	N/A	Yes	0619	Directly fu	Y	K	12	688	418	60.8%	480	69.8%	683	416	60.9%	478	70.0%	Y
2017-2018	19	64733	0106427	Los Angeles	Los Angeles Unified	Synergy Charter Academy	Unified School Dis	Elementary Scho	Traditional	N/A	Yes	0636	Directly fu	Y	K	5	313	275	87.9%	300	95.8%	313	275	87.9%	300	95.8%	Y
2017-2018	19	64733	0106435	Los Angeles	Los Angeles Unified	Camino Nuevo Charter High	Unified School Dis	High Schools (Pu	Traditional	N/A	Yes	0635	Directly fu	Y	9	12	330	293	88.8%	318	96.4%	302	266	88.1%	291	96.4%	Y
2017-2018	19	64733	0106831	Los Angeles	Los Angeles Unified	Animo Venice Charter High	Unified School Dis	High Schools (Pu	Traditional	N/A	Yes	0648	Directly fu	Y	9	12	605	478	79.0%	533	88.1%	582	460	79.0%	514	88.3%	Y
2017-2018	19	64733	0106849	Los Angeles	Los Angeles Unified	Animo Pat Brown	Unified School Dis	High Schools (Pu	Traditional	N/A	Yes	0649	Directly fu	Y	9	12	615	562	91.4%	597	97.1%	603	552	91.5%	585	97.0%	Y
2017-2018	19	64733	0106864	Los Angeles	Los Angeles Unified	Alliance Gertz-Ressler Richard Merkin 6-1	Unified School Dis	K-12 Schools (Pu	Traditional	N/A	Yes	0645	Directly fu	Y	6	12	977	891	91.2%	944	96.6%	969	884	91.2%	937	96.7%	Y
2017-2018	19	64733	0106872	Los Angeles	Los Angeles Unified	Bert Corona Charter	Unified School Dis	Intermediate/Midd	Traditional	N/A	Yes	0654	Directly fu	Y	5	8	367	272	74.1%	310	84.5%	367	272	74.1%	310	84.5%	Y
2017-2018	19	64733	0106914	Los Angeles	Los Angeles Unified	Bellingham Elementary	Unified School Dis	Elementary Scho	Traditional	Provision 2	No	N/A	N/A	N	K	5	572	499	87.2%	524	91.6%	531	477	89.8%	502	94.5%	Y
2017-2018	19	64733	0106922	Los Angeles	Los Angeles Unified	Maple Primary Center	Unified School Dis	Elementary Scho	Traditional	CEP	No	N/A	N/A	N	K	1	221	210	95.0%	214	96.8%	200	190	95.0%	194	97.0%	Y
2017-2018	19	64733	0106930	Los Angeles	Los Angeles Unified	Stanford Primary Center	Unified School Dis	Elementary Scho	Traditional	Provision 2	No	N/A	N/A	N	K	K	193	148	76.7%	152	78.8%	130	114	87.7%	117	90.0%	Y
2017-2018	19	64733	0106948	Los Angeles	Los Angeles Unified	Charles White Elementary	Unified School Dis	Elementary Scho	Traditional	CEP	No	N/A	N/A	N	1	5	316	305	96.5%	308	97.5%	316	305	96.5%	308	97.5%	Y
2017-2018	19	64733	0106955	Los Angeles	Los Angeles Unified	Harmony Elementary	Unified School Dis	Elementary Scho	Traditional	CEP	No	N/A	N/A	N	K	5	614	565	92.0%	590	96.1%	598	550	92.0%	575	96.2%	Y
2017-2018	19	64733	0106971	Los Angeles	Los Angeles Unified	Vista Middle	Unified School Dis	Intermediate/Midd	Traditional	Provision 2	No	N/A	N/A	N	6	8	1174	1087	92.6%	1130	96.3%	1174	1087	92.6%	1130	96.3%	Y
2017-2018	19	64733	0106989	Los Angeles	Los Angeles Unified	Southeast Middle	Unified School Dis	Intermediate/Midd	Traditional	Provision 2	No	N/A	N/A	N	6	8	1044	924	88.5%	993	95.1%	1044	924	88.5%	993	95.1%	Y
2017-2018	19	64733	0106997	Los Angeles	Los Angeles Unified	Orthopaedic Hospital	Unified School Dis	Alternative Schoo	Alternative Sch	CEP	No	N/A	N/A	N	9	12	832	742	89.2%	786	94.5%	828	739	89.3%	782	94.4%	Y
2017-2018	19	64733	0107003	Los Angeles	Los Angeles Unified	Northridge Academy High	Unified School Dis	High Schools (Pu	Traditional	N/A	No	N/A	N/A	N	9	12	1080	656	60.7%	785	72.7%	1057	645	61.0%	770	72.8%	Y
2017-2018	19	64733	0107011	Los Angeles	Los Angeles Unified	International Studies Learning Center at L	Unified School Dis	K-12 Schools (Pu	Traditional	N/A	No	N/A	N/A	N	6	12	804	641	79.7%	732	91.0%	803	640	79.7%	731	91.0%	Y
2017-2018	19	64733	0107755	Los Angeles	Los Angeles Unified	Port of Los Angeles High	Unified School Dis	High Schools (Pu	Traditional	N/A	Yes	0542	Directly fu	Y	9	12	980	484	49.4%	583	59.5%	959	477	49.7%	573	59.7%	Y
2017-2018	19	64733	0108878	Los Angeles	Los Angeles Unified	CHAMPS - Charter HS of Arts-Multimedia	Unified School Dis	High Schools (Pu	Traditional	N/A	Yes	0712	Directly fu	Y	9	12	750	300	40.0%	375	50.0%	725	289	39.9%	362	49.9%	Y
2017-2018	19	64733	0108886	Los Angeles	Los Angeles Unified	Gabriella Charter	Unified School Dis	Elementary Scho	Traditional	N/A	Yes	0713	Directly fu	Y	K	8	433	303	70.0%	361	83.4%	431	301	69.8%	359	83.3%	Y
2017-2018	19	64733	0108894	Los Angeles	Los Angeles Unified	Alliance Judy Ivie Burton Technology Aca	Unified School Dis	High Schools (Pu	Traditional	N/A	Yes	0714	Directly fu	Y	9	12	610	553	90.7%	588	96.4%	604	547	90.6%	582	96.4%	Y
2017-2018	19	64733	0108910	Los Angeles	Los Angeles Unified	Celerity Nascent Charter	Unified School Dis	Elementary Scho	Traditional	N/A	Yes	0716	Directly fu	Y	K	8	635	462	72.8%	514	80.9%	616	447	72.6%	498	80.8%	Y
2017-2018	19	64733	0108928	Los Angeles	Los Angeles Unified	Larchmont Charter	Unified School Dis	K-12 Schools (Pu	Traditional	N/A	Yes	0717	Directly fu	Y	K	12	1468	503	34.3%	666	45.4%	1449	500	34.5%	660	45.5%	Y
2017-2018	19	64733	0108936	Los Angeles	Los Angeles Unified	Alliance Collins Family College-Ready Hig	Unified School Dis	High Schools (Pu	Traditional	N/A	Yes	0718	Directly fu	Y	9	12	595	506	85.0%	558	93.8%	584	497	85.1%	548	93.8%	Y
2017-2018	19	64733	0109181	Los Angeles	Los Angeles Unified	Olympic Primary Center	Unified School Dis	Elementary Scho	Traditional	CEP	No	N/A	N/A	N	K	K	199	174	87.4%	175	87.9%	137	131	95.6%	131	95.6%	Y
2017-2018	19	64733	0109199	Los Angeles	Los Angeles Unified	Lake Street Primary	Unified School Dis	Elementary Scho	Traditional	CEP	No	N/A	N/A	N	K	1	212	175	82.5%	184	86.8%	182	161	88.5%	170	93.4%	Y
2017-2018	19	64733	0109207	Los Angeles	Los Angeles Unified	Martha Escutia Primary Center	Unified School Dis	Elementary Scho	Traditional	CEP	No	N/A	N/A	N	K	K	263	202	76.8%	216	82.1%	198	162	81.8%	176	88.9%	Y
2017-2018	19	64733	0109223	Los Angeles	Los Angeles Unified	Garza (Carmen Lomas) Primary Center	Unified School Dis	Elementary Scho	Traditional	CEP	No	N/A	N/A	N	K	2	136	117	86.0%	120	88.2%	112	100	89.3%	103	92.0%	Y
2017-2018	19	64733	0109231	Los Angeles	Los Angeles Unified	Danny J. Bakewell, Sr., Primary Center	Unified School Dis	Elementary Scho	Traditional	CEP	No	N/A	N/A	N	K	K	238	221	92.9%	223	93.7%	186	178	95.7%	180	96.8%	Y
2017-2018	19	64733	0109249	Los Angeles	Los Angeles Unified	Hooper Avenue Primary Center	Unified School Dis	Elementary Scho	Traditional	CEP	No	N/A	N/A	N	K	K	281	252	89.7%	258	91.8%	228	209	91.7%	215	94.3%	Y
2017-2018	19	64733	0109256	Los Angeles	Los Angeles Unified	Mariposa-Nabi Primary Center	Unified School Dis	Elementary Scho	Traditional	CEP	No	N/A	N/A	N	K	2	192	169	88.0%	172	89.6%	163	152	93.3%	155	95.1%	Y
2017-2018	19	64733	0109264	Los Angeles	Los Angeles Unified	Lexington Avenue Primary Center	Unified School Dis	Elementary Scho	Traditional	Provision 2	No	N/A	N/A	N	K	2	172	145	84.3%	154	89.5%	145	125	86.2%	134	92.4%	Y
2017-2018	19	64733	0109272	Los Angeles	Los Angeles Unified	Middleton Primary Center	Unified School Dis	Elementary Scho	Traditional	Provision 2	No	N/A	N/A	N	K	1	290	233	80.3%	242	83.4%	221	191	86.4%	199	90.0%	Y
2017-2018	19	64733	0109280	Los Angeles	Los Angeles Unified	Amanecer Primary Center	Unified School Dis	Elementary Scho	Traditional	CEP	No	N/A	N/A	N	K	2	194	175	90.2%	179	92.3%	164	154	93.9%	158	96.3%	Y
2017-2018	19	64733	0109298	Los Angeles	Los Angeles Unified	Hollywood Primary Center	Unified School Dis	Elementary Scho	Traditional	CEP	No	N/A	N/A	N	K	3	133	110	82.7%	114	85.7%	116	101	87.1%	105	90.5%	Y
2017-2018	19	64733	0109306	Los Angeles	Los Angeles Unified	Washington Primary Center	Unified School Dis	Elementary Scho	Traditional	CEP	No	N/A	N/A	N	K	1	120	105	87.5%	107	89.2%	116	101	87.1%	103	88.8%	Y
2017-2018	19	64733	0109314	Los Angeles	Los Angeles Unified	Harvard Elementary	Unified School Dis	Elementary Scho	Traditional	CEP	No	N/A	N/A	N	K	5	421	361	85.7%	385	91.4%	413	355	86.0%	379	91.8%	Y
2017-2018	19	64733	0109322	Los Angeles	Los Angeles Unified	Pacific Boulevard	Unified School Dis	Elementary Scho	Traditional	CEP	No	N/A	N/A	N	K	5	549	452	82.3%	490	89.3%	506	428	84.6%	464	91.7%	Y
2017-2018	19	64733	0109330	Los Angeles	Los Angeles Unified	Ricardo Lizarraga Elementary	Unified School Dis	Elementary Scho	Traditional	CEP	No	N/A	N/A	N	K	5	641	585	91.3%	608	94.9%	607	558	91.9%	581	95.7%	Y
2017-2018	19	64733	0109348	Los Angeles	Los Angeles Unified	Aurora Elementary	Unified School Dis	Elementary Scho	Traditional	CEP	No	N/A	N/A	N	K	5	425	399	93.9%	413	97.2%	415	390	94.0%	403	97.1%	Y
2017-2018	19	64733	0109355	Los Angeles	Los Angeles Unified	John W. Mack Elementary	Unified School Dis	Elementary Scho	Traditional	N/A	No	N/A	N/A	N	K	5	404	357	88.4%	372	92.1%	393	347	88.3%	362	92.1%	Y
2017-2018	19	64733	0109363	Los Angeles	Los Angeles Unified	Maywood Elementary	Unified School Dis	Elementary Scho	Traditional	CEP	No	N/A	N/A	N	K	5	508	416	81.9%	462	90.9%	470	391	83.2%	436	92.8%	Y
2017-2018	19	64733	0109371	Los Angeles	Los Angeles Unified	Rosa Parks Learning Center	Unified School Dis	Elementary Scho	Traditional	CEP	No	N/A	N/A	N	K	5	700	644	92.0%	663	94.7%	692	638	92.2%	657	94.9%	Y
2017-2018	19	64733	0109389	Los Angeles	Los Angeles Unified	Panorama City Elementary	Unified School Dis	Elementary Scho	Traditional	CEP	No	N/A	N/A	N	K	5	502	471	93.8%	483	96.2%	493	463	93.9%	475	96.3%	Y
2017-2018	19	64733	0109397	Los Angeles	Los Angeles Unified	Maurice Sendak Elementary	Unified School Dis	Elementary Scho	Traditional	Provision 2	No	N/A	N/A	N	K	5	498	443	89.0%	462	92.8%	464	422	90.9%	441	95.0%	Y
2017-2018	19	64733	0109405	Los Angeles	Los Angeles Unified	Kingsley Elementary	Unified School Dis	Elementary Scho	Traditional	CEP	No	N/A	N/A	N	K	5	430	387	90.0%	400	93.0%	423	381	90.1%	393	92.9%	Y
2017-2018	19	64733	0109413	Los Angeles	Los Angeles Unified	Madison Elementary	Unified School Dis	Elementary Scho	Traditional	Provision 2	No	N/A	N/A	N	K	5	626	521	83.2%	565	90.3%	589	497	84.4%	541	91.9%	Y
2017-2018	19	64733	0109421	Los Angeles	Los Angeles Unified	Hope Street Elementary	Unified School Dis	Elementary Scho	Traditional	N/A	No	N/A	N/A	N	K	5	524	426	81.3%	476	90.8%	487	404	83.0%	452	92.8%	Y
2017-2018	19	64733	0109439	Los Angeles	Los Angeles Unified	Cesar Chavez Elementary	Unified School Dis	Elementary Scho	Traditional	CEP	No	N/A	N/A	N	K	6	314	277	88.2%	296	94.3%	310	274	88.4%	293	94.5%	Y
2017-2018	19	64733	0109447	Los Angeles	Los Angeles Unified	Santee Education Complex	Unified School Dis	High Schools (Pu	Traditional	Provision 2	No	N/A	N/A	N	9	12	1857	1721	92.7%	1773	95.5%	1773	1652	93.2%	1703	96.1%	Y
2017-2018	19	64733	0109454	Los Angeles	Los Angeles Unified	South East High	Unified School Dis	High Schools (Pu	Traditional	CEP	No	N/A	N/A	N	9	12	2070	1750	84.5%	1942	93.8%	2032	1719	84.6%	1906	93.8%	Y
2017-2018	19	64733	0109462	Los Angeles	Los Angeles Unified	Maywood Academy High	Unified School Dis	High Schools (Pu	Traditional	CEP	No	N/A	N/A	N	9	12	1263	1081	85.6%	1187	94.0%	1216	1038	85.4%	1140	93.8%	Y
2017-2018	19	64733	0109512	Los Angeles	Los Angeles Unified	Cal Burke High	Unified School Dis	Continuation High	Continuation S	N/A	No	N/A	N/A	N	9	12	177	161	91.0%	167	94.4%	129	118	91.5%	123	95.3%	Y
2017-2018	19	64733	0109884	Los Angeles	Los Angeles Unified	James Jordan Middle	Unified School Dis	Intermediate/Midd	Traditional	N/A	Yes	0734	Directly fu	Y	6	8	391	325	83.1%	361	92.3%	391	325	83.1%	361	92.3%	Y
2017-2018	19	64733	0109934	Los Angeles	Los Angeles Unified	Our Community Charter	Unified School Dis	Elementary Scho	Traditional	N/A	Yes	0739	Directly fu	Y	K	8	446	111	24.9%	130	29.1%	445	111	24.9%	130	29.2%	Y
2017-2018	19	64733	0110304	Los Angeles	Los Angeles Unified	Los Angeles Academy of Arts & Enterprise	Unified School Dis	K-12 Schools (Pu	Traditional	N/A	Yes	0675	Directly fu	Y	6	12	348	323	92.8%	335	96.3%	324	301	92.9%	312	96.3%	Y
2017-2018	19	64733	0110668	Los Angeles	Los Angeles Unified	Frida Kahlo High	Unified School Dis	Continuation High	Continuation S	Provision 2	No	N/A	N/A	N	9	12	150	143	95.3%	145	96.7%	108	105	97.2%	106	98.1%	Y
2017-2018	19	64733	0111211	Los Angeles	Los Angeles Unified	New Heights Charter	Unified School Dis	Elementary Scho	Traditional	N/A	Yes	0761	Directly fu	Y	K	8	435	398	91.5%	420	96.6%	427	392	91.8%	414	97.0%	Y
2017-2018	19	64733	0111484	Los Angeles	Los Angeles Unified	New Village Girls Academy	Unified School Dis	High Schools (Pu	Traditional	N/A	Yes	0791	Directly fu	Y	9	12	84	80	95.2%	82	97.6%	69	66	95.7%	68	98.6%	Y
2017-2018	19	64733	0111492	Los Angeles	Los Angeles Unified	Alliance Patti And Peter Neuwirth Leaders	Unified School Dis	High Schools (Pu	Traditional	N/A	Yes	0789	Directly fu	Y	9	12	584	540	92.5%	561	96.1%	566	523	92.4%	543	95.9%	Y
2017-2018	19	64733	0111500	Los Angeles	Los Angeles Unified	Alliance Dr. Olga Mohan High	Unified School Dis	High Schools (Pu	Traditional	N/A	Yes	0790	Directly fu	Y	9	12	441	389	88.2%	413	93.7%	433	381	88.0%	405	93.5%	Y
2017-2018	19	64733	0111518	Los Angeles	Los Angeles Unified	Alliance Jack H. Skirball Middle	Unified School Dis	Intermediate/Midd	Traditional	N/A	Yes	0779	Directly fu	Y	6	8	432	398	92.1%	421	97.5%	432	398	92.1%	421	97.5%	Y
2017-2018	19	64733	0111575	Los Angeles	Los Angeles Unified	Animo Ralph Bunche Charter High	Unified School Dis	High Schools (Pu	Traditional	N/A	Yes	0781	Directly fu	Y	9	12	618	586	94.8%	607	98.2%	597	566	94.8%	586	98.2%	Y
2017-2018	19	64733	0111583	Los Angeles	Los Angeles Unified	Animo Jackie Robinson High	Unified School Dis	High Schools (Pu	Traditional	N/A	Yes	0793	Directly fu	Y	9	12	608	554	91.1%	597	98.2%	599	545	91.0%	588	98.2%	Y
2017-2018	19	64733	0111625	Los Angeles	Los Angeles Unified	Animo Watts College Preparatory Academ	Unified School Dis	High Schools (Pu	Traditional	N/A	Yes	0783	Directly fu	Y	9	12	579	515	88.9%	548	94.6%	567	504	88.9%	537	94.7%	Y
2017-2018	19	64733	0111641	Los Angeles	Los Angeles Unified	Alliance Ouchi-O'Donovan 6-12 Complex	Unified School Dis	K-12 Schools (Pu	Traditional	N/A	Yes	0784	Directly fu	Y	6	12	1007	832	82.6%	939	93.2%	997	823	82.5%	930	93.3%	Y
2017-2018	19	64733	0111658	Los Angeles	Los Angeles Unified	Alliance Marc & Eva Stern Math and Scie	Unified School Dis	High Schools (Pu	Traditional	N/A	Yes	0788	Directly fu	Y	9	12	581	435	74.9%	498	85.7%	571	428	75.0%	491	86.0%	Y
2017-2018	19	64733	0111955	Los Angeles	Los Angeles Unified	George De La Torre Jr. Elementary	Unified School Dis	Elementary Scho	Traditional	CEP	No	N/A	N/A	N	K	5	571	524	91.8%	545	95.4%	559	515	92.1%	535	95.7%	Y
2017-2018	19	64733	0111971	Los Angeles	Los Angeles Unified	Frank del Olmo Elementary	Unified School Dis	Elementary Scho	Traditional	CEP	No	N/A	N/A	N	K	6	801	737	92.0%	759	94.8%	737	690	93.6%	710	96.3%	Y
2017-2018	19	64733	0111989	Los Angeles	Los Angeles Unified	Charles H. Kim Elementary	Unified School Dis	Elementary Scho	Traditional	N/A	No	N/A	N/A	N	K	5	674	496	73.6%	574	85.2%	664	489	73.6%	566	85.2%	Y
2017-2018	19	64733	0111997	Los Angeles	Los Angeles Unified	Huntington Park Elementary	Unified School Dis	Elementary Scho	Traditional	CEP	No	N/A	N/A	N	K	5	415	353	85.1%	378	91.1%	405	344	84.9%	369	91.1%	Y
2017-2018	19	64733	0112003	Los Angeles	Los Angeles Unified	Wilshire Park Elementary	Unified School Dis	Elementary Scho	Traditional	N/A	No	N/A	N/A	N	K	5	454	363	80.0%	399	87.9%	450	360	80.0%	396	88.0%	Y
2017-2018	19	64733	0112011	Los Angeles	Los Angeles Unified	William Jefferson Clinton Middle	Unified School Dis	Intermediate/Midd	Traditional	CEP	No	N/A	N/A	N	6	8	787	737	93.6%	761	96.7%	787	737	93.6%	761	96.7%	Y
2017-2018	19	64733	0112029	Los Angeles	Los Angeles Unified	School of Business and Tourism at Contre	Unified School Dis	High Schools (Pu	Traditional	Provision 2	No	N/A	N/A	N	9	12	449	418	93.1%	432	96.2%	416	388	93.3%	401	96.4%	Y
2017-2018	19	64733	0112037	Los Angeles	Los Angeles Unified	East Valley Senior High	Unified School Dis	High Schools (Pu	Traditional	CEP	No	N/A	N/A	N	9	12	542	468	86.3%	496	91.5%	510	441	86.5%	469	92.0%	Y
2017-2018	19	64733	0112045	Los Angeles	Los Angeles Unified	Arleta High	Unified School Dis	High Schools (Pu	Traditional	CEP	No	N/A	N/A	N	9	12	1418	1144	80.7%	1266	89.3%	1370	1104	80.6%	1225	89.4%	Y
2017-2018	19	64733	0112052	Los Angeles	Los Angeles Unified	Panorama High	Unified School Dis	High Schools (Pu	Traditional	N/A	No	N/A	N/A	N	9	12	1182	1065	90.1%	1119	94.7%	1102	997	90.5%	1046	94.9%	Y
2017-2018	19	64733	0112060	Los Angeles	Los Angeles Unified	Hesby Oaks Leadership Charter	Unified School Dis	Elementary Scho	Traditional	N/A	Yes	1468	Locally fu	N	K	8	554	90	16.2%	97	17.5%	551	89	16.2%	96	17.4%	Y
2017-2018	19	64733	0112201	Los Angeles	Los Angeles Unified	PUC Excel Charter Academy	Unified School Dis	Intermediate/Midd	Traditional	N/A	Yes	0798	Directly fu	Y	6	8	309	271	87.7%	298	96.4%	309	271	87.7%	298	96.4%	Y
2017-2018	19	64733	0112235	Los Angeles	Los Angeles Unified	Los Feliz Charter School for the Arts	Unified School Dis	Elementary Scho	Traditional	N/A	Yes	0827	Directly fu	Y	K	6	471	170	36.1%	194	41.2%	453	162	35.8%	185	40.8%	Y
2017-2018	19	64733	0112334	Los Angeles	Los Angeles Unified	Gifted Academy of Mathematics and Entre	Unified School Dis	Elementary Scho	Traditional	N/A	Yes	0829	Directly fu	Y	K	5	71	66	93.0%	69	97.2%	69	65	94.2%	67	97.1%	Y
2017-2018	19	64733	0112508	Los Angeles	Los Angeles Unified	Bright Star Secondary Charter Academy	Unified School Dis	High Schools (Pu	Traditional	N/A	Yes	0826	Directly fu	Y	9	12	532	425	79.9%	479	90.0%	503	402	79.9%	453	90.1%	Y
2017-2018	19	64733	0112870	Los Angeles	Los Angeles Unified	Contreras Learning Center-Los Angeles S	Unified School Dis	High Schools (Pu	Traditional	N/A	No	N/A	N/A	N	9	12	347	310	89.3%	322	92.8%	317	288	90.9%	298	94.0%	Y
2017-2018	19	64733	0114199	Los Angeles	Los Angeles Unified	John H. Liechty Middle	Unified School Dis	Intermediate/Midd	Traditional	CEP	No	N/A	N/A	N	6	8	978	925	94.6%	941	96.2%	978	925	94.6%	941	96.2%	Y
2017-2018	19	64733	0114850	Los Angeles	Los Angeles Unified	West Adams Preparatory High	Unified School Dis	High Schools (Pu	Traditional	Provision 2	No	N/A	N/A	N	9	12	1491	1390	93.2%	1431	96.0%	1363	1277	93.7%	1314	96.4%	Y
2017-2018	19	64733	0114884	Los Angeles	Los Angeles Unified	Aspire Junior Collegiate Academy	Unified School Dis	Elementary Scho	Traditional	N/A	Yes	1551	Directly fu	Y	K	5	332	297	89.5%	321	96.7%	326	291	89.3%	315	96.6%	Y
2017-2018	19	64733	0114959	Los Angeles	Los Angeles Unified	Monsenor Oscar Romero Charter Middle	Unified School Dis	Intermediate/Midd	Traditional	N/A	Yes	0931	Directly fu	Y	6	8	335	300	89.6%	322	96.1%	335	300	89.6%	322	96.1%	Y
2017-2018	19	64733	0114967	Los Angeles	Los Angeles Unified	Global Education Academy	Unified School Dis	Elementary Scho	Traditional	N/A	Yes	0934	Directly fu	Y	K	5	243	217	89.3%	235	96.7%	238	213	89.5%	230	96.6%	Y
2017-2018	19	64733	0115048	Los Angeles	Los Angeles Unified	Fenton Primary Center	Unified School Dis	Elementary Scho	Traditional	N/A	Yes	0911	Directly fu	Y	K	2	763	545	71.4%	673	88.2%	734	527	71.8%	650	88.6%	Y
2017-2018	19	64733	0115113	Los Angeles	Los Angeles Unified	Ivy Bound Academy of Math, Science, and	Unified School Dis	Intermediate/Midd	Traditional	N/A	Yes	0936	Directly fu	Y	5	8	218	85	39.0%	111	50.9%	218	85	39.0%	111	50.9%	Y
2017-2018	19	64733	0115139	Los Angeles	Los Angeles Unified	Center for Advanced Learning	Unified School Dis	Elementary Scho	Traditional	N/A	Yes	0937	Directly fu	Y	K	5	361	315	87.3%	337	93.4%	354	310	87.6%	330	93.2%	Y
2017-2018	19	64733	0115253	Los Angeles	Los Angeles Unified	Discovery Charter Preparatory School #2	Unified School Dis	High Schools (Pu	Traditional	N/A	Yes	0949	Directly fu	Y	9	12	230	169	73.5%	183	79.6%	214	157	73.4%	171	79.9%	Y
2017-2018	19	64733	0115287	Los Angeles	Los Angeles Unified	ICEF Vista Middle Academy	Unified School Dis	Intermediate/Midd	Traditional	N/A	Yes	0953	Directly fu	Y	6	8	207	183	88.4%	200	96.6%	207	183	88.4%	200	96.6%	Y
2017-2018	19	64733	0116509	Los Angeles	Los Angeles Unified	Alliance Morgan McKinzie High	Unified School Dis	High Schools (Pu	Traditional	N/A	Yes	0928	Directly fu	Y	9	12	393	344	87.5%	363	92.4%	383	335	87.5%	353	92.2%	Y
2017-2018	19	64733	0116954	Los Angeles	Los Angeles Unified	Jack London Community Day	Unified School Dis	District Communi	Community Da	N/A	No	N/A	N/A	N	9	12	52	46	88.5%	47	90.4%	45	39	86.7%	40	88.9%	Y
2017-2018	19	64733	0117028	Los Angeles	Los Angeles Unified	Dr. James Edward Jones Primary Center	Unified School Dis	Elementary Scho	Traditional	CEP	No	N/A	N/A	N	K	2	167	146	87.4%	153	91.6%	158	139	88.0%	145	91.8%	Y
2017-2018	19	64733	0117036	Los Angeles	Los Angeles Unified	Enadia Way Technology Charter	Unified School Dis	Elementary Scho	Traditional	N/A	Yes	1474	Locally fu	N	K	5	256	151	59.0%	183	71.5%	254	149	58.7%	181	71.3%	Y
2017-2018	19	64733	0117044	Los Angeles	Los Angeles Unified	Roy Romer Middle	Unified School Dis	Intermediate/Midd	Traditional	Provision 2	No	N/A	N/A	N	6	8	1052	936	89.0%	999	95.0%	1052	936	89.0%	999	95.0%	Y
2017-2018	19	64733	0117051	Los Angeles	Los Angeles Unified	Edward R. Roybal Learning Center	Unified School Dis	High Schools (Pu	Traditional	N/A	No	N/A	N/A	N	9	12	1021	918	89.9%	983	96.3%	905	810	89.5%	869	96.0%	Y
2017-2018	19	64733	0117069	Los Angeles	Los Angeles Unified	Helen Bernstein High	Unified School Dis	High Schools (Pu	Traditional	N/A	No	N/A	N/A	N	9	12	602	478	79.4%	500	83.1%	539	432	80.1%	453	84.0%	Y
2017-2018	19	64733	0117077	Los Angeles	Los Angeles Unified	APEX Academy	Unified School Dis	High Schools (Pu	Traditional	N/A	Yes	1459	Directly fu	Y	7	12	401	382	95.3%	384	95.8%	379	363	95.8%	365	96.3%	Y
2017-2018	19	64733	0117598	Los Angeles	Los Angeles Unified	Alliance Piera Barbaglia Shaheen Health S	Unified School Dis	High Schools (Pu	Traditional	N/A	Yes	0927	Directly fu	Y	9	12	448	381	85.0%	412	92.0%	438	372	84.9%	402	91.8%	Y

Source: 2016-17 CALPADS Fall 1 Submission

2017-2018	19	64733	0117606	Los Angeles	Los Angeles Unified	Alliance Leichtman-Levine Family Founda	Unified School Dis	High Schools (Pu	Traditional	N/A	Yes	0929	Directly fu	Y	9	12	490	367	74.9%	413	84.3%	473	354	74.8%	396	83.7%	Y
2017-2018	19	64733	0117614	Los Angeles	Los Angeles Unified	New Los Angeles Charter	Unified School Dis	Intermediate/Midd	Traditional	N/A	Yes	0998	Directly fu	Y	6	8	308	245	79.5%	281	91.2%	308	245	79.5%	281	91.2%	Y
2017-2018	19	64733	0117622	Los Angeles	Los Angeles Unified	Magnolia Science Academy 4	Unified School Dis	K-12 Schools (Pu	Traditional	N/A	Yes	0986	Directly fu	Y	6	12	176	132	75.0%	137	77.8%	172	130	75.6%	135	78.5%	Y
2017-2018	19	64733	0117630	Los Angeles	Los Angeles Unified	Magnolia Science Academy 5	Unified School Dis	Intermediate/Midd	Traditional	N/A	Yes	0987	Directly fu	Y	6	9	210	143	68.1%	154	73.3%	210	143	68.1%	154	73.3%	Y
2017-2018	19	64733	0117648	Los Angeles	Los Angeles Unified	Magnolia Science Academy 6	Unified School Dis	Intermediate/Midd	Traditional	N/A	Yes	0988	Directly fu	Y	6	8	162	124	76.5%	131	80.9%	162	124	76.5%	131	80.9%	Y
2017-2018	19	64733	0117655	Los Angeles	Los Angeles Unified	Magnolia Science Academy 7	Unified School Dis	Elementary Scho	Traditional	N/A	Yes	0989	Directly fu	Y	K	5	292	188	64.4%	211	72.3%	285	183	64.2%	204	71.6%	Y
2017-2018	19	64733	0117721	Los Angeles	Los Angeles Unified	Contreras Learning Center-Academic Lea	Unified School Dis	High Schools (Pu	Traditional	N/A	No	N/A	N/A	N	9	12	451	416	92.2%	433	96.0%	423	393	92.9%	409	96.7%	Y
2017-2018	19	64733	0117747	Los Angeles	Los Angeles Unified	Los Angeles High School of the Arts	Unified School Dis	High Schools (Pu	Traditional	N/A	No	N/A	N/A	N	9	12	430	376	87.4%	398	92.6%	410	357	87.1%	379	92.4%	Y
2017-2018	19	64733	0117762	Los Angeles	Los Angeles Unified	School for the Visual Arts and Humanities	Unified School Dis	High Schools (Pu	Traditional	N/A	No	N/A	N/A	N	9	12	421	377	89.5%	398	94.5%	395	355	89.9%	376	95.2%	Y
2017-2018	19	64733	0117846	Los Angeles	Los Angeles Unified	Para Los Niños Middle	Unified School Dis	Intermediate/Midd	Traditional	N/A	Yes	1007	Directly fu	Y	6	8	348	312	89.7%	333	95.7%	348	312	89.7%	333	95.7%	Y
2017-2018	19	64733	0117895	Los Angeles	Los Angeles Unified	Synergy Kinetic Academy	Unified School Dis	Intermediate/Midd	Traditional	N/A	Yes	1014	Directly fu	Y	6	8	476	454	95.4%	468	98.3%	476	454	95.4%	468	98.3%	Y
2017-2018	19	64733	0117903	Los Angeles	Los Angeles Unified	KIPP Raices Academy	Unified School Dis	Elementary Scho	Traditional	N/A	Yes	1010	Directly fu	Y	K	4	565	433	76.6%	496	87.8%	557	429	77.0%	491	88.2%	Y
2017-2018	19	64733	0117911	Los Angeles	Los Angeles Unified	New Millennium Secondary	Unified School Dis	High Schools (Pu	Traditional	N/A	Yes	1020	Directly fu	Y	9	12	167	76	45.5%	79	47.3%	160	73	45.6%	76	47.5%	Y
2017-2018	19	64733	0117937	Los Angeles	Los Angeles Unified	ICEF Vista Elementary Academy	Unified School Dis	Elementary Scho	Traditional	N/A	Yes	1039	Directly fu	Y	K	5	349	312	89.4%	334	95.7%	342	306	89.5%	328	95.9%	Y
2017-2018	19	64733	0117945	Los Angeles	Los Angeles Unified	ICEF Lou Dantzler Preparatory Academy	Unified School Dis	Elementary Scho	Traditional	N/A	Yes	1038	Directly fu	Y	K	8	388	374	96.4%	375	96.6%	385	371	96.4%	372	96.6%	Y
2017-2018	19	64733	0117952	Los Angeles	Los Angeles Unified	ICEF Innovation Los Angeles Charter	Unified School Dis	Elementary Scho	Traditional	N/A	Yes	1037	Directly fu	Y	K	5	201	179	89.1%	192	95.5%	194	174	89.7%	187	96.4%	Y
2017-2018	19	64733	0117978	Los Angeles	Los Angeles Unified	Goethe International Charter	Unified School Dis	Elementary Scho	Traditional	N/A	Yes	1036	Directly fu	Y	K	8	419	93	22.2%	108	25.8%	403	89	22.1%	104	25.8%	Y
2017-2018	19	64733	0118588	Los Angeles	Los Angeles Unified	Alain Leroy Locke College Preparatory Ac	Unified School Dis	High Schools (Pu	Traditional	N/A	Yes	1050	Directly fu	Y	9	12	1532	1420	92.7%	1467	95.8%	1391	1298	93.3%	1338	96.2%	Y
2017-2018	19	64733	0119651	Los Angeles	Los Angeles Unified	Sun Valley High	Unified School Dis	High Schools (Pu	Traditional	CEP	No	N/A	N/A	N	9	12	422	344	81.5%	377	89.3%	392	324	82.7%	356	90.8%	Y
2017-2018	19	64733	0119685	Los Angeles	Los Angeles Unified	New Open World Academy K-12	Unified School Dis	K-12 Schools (Pu	Traditional	N/A	No	N/A	N/A	N	K	12	1153	1059	91.8%	1098	95.2%	1131	1041	92.0%	1079	95.4%	Y
2017-2018	19	64733	0119693	Los Angeles	Los Angeles Unified	UCLA Community K-12	Unified School Dis	K-12 Schools (Pu	Traditional	CEP	No	N/A	N/A	N	K	12	1004	869	86.6%	914	91.0%	966	839	86.9%	881	91.2%	Y
2017-2018	19	64733	0119701	Los Angeles	Los Angeles Unified	Sal Castro Middle	Unified School Dis	Intermediate/Midd	Traditional	N/A	No	N/A	N/A	N	6	8	334	319	95.5%	330	98.8%	334	319	95.5%	330	98.8%	Y
2017-2018	19	64733	0119727	Los Angeles	Los Angeles Unified	Ramon C. Cortines School of Visual and F	Unified School Dis	High Schools (Pu	Traditional	N/A	No	N/A	N/A	N	9	12	1280	827	64.6%	952	74.4%	1247	803	64.4%	927	74.3%	Y
2017-2018	19	64733	0119735	Los Angeles	Los Angeles Unified	Young Oak Kim Academy	Unified School Dis	Intermediate/Midd	Traditional	CEP	No	N/A	N/A	N	6	8	906	842	92.9%	877	96.8%	906	842	92.9%	877	96.8%	Y
2017-2018	19	64733	0119966	Los Angeles	Los Angeles Unified	Felicitas and Gonzalo Mendez High	Unified School Dis	High Schools (Pu	Traditional	N/A	No	N/A	N/A	N	9	12	1088	968	89.0%	1027	94.4%	1069	950	88.9%	1009	94.4%	Y
2017-2018	19	64733	0119974	Los Angeles	Los Angeles Unified	PUC Santa Rosa Charter Academy	Unified School Dis	Intermediate/Midd	Traditional	N/A	Yes	1091	Directly fu	Y	6	8	161	116	72.0%	133	82.6%	161	116	72.0%	133	82.6%	Y
2017-2018	19	64733	0119982	Los Angeles	Los Angeles Unified	Equitas Academy Charter	Unified School Dis	Elementary Scho	Traditional	N/A	Yes	1093	Directly fu	Y	K	5	448	391	87.3%	427	95.3%	435	381	87.6%	414	95.2%	Y
2017-2018	19	64733	0120014	Los Angeles	Los Angeles Unified	Endeavor College Preparatory Charter	Unified School Dis	Elementary Scho	Traditional	N/A	Yes	1094	Directly fu	Y	K	8	622	521	83.8%	564	90.7%	618	518	83.8%	561	90.8%	Y
2017-2018	19	64733	0120022	Los Angeles	Los Angeles Unified	Valor Academy Middle	Unified School Dis	Intermediate/Midd	Traditional	N/A	Yes	1095	Directly fu	Y	5	8	496	372	75.0%	465	93.8%	496	372	75.0%	465	93.8%	Y
2017-2018	19	64733	0120030	Los Angeles	Los Angeles Unified	Alliance College-Ready Middle Academy 4	Unified School Dis	Intermediate/Midd	Traditional	N/A	Yes	1096	Directly fu	Y	6	8	452	414	91.6%	442	97.8%	452	414	91.6%	442	97.8%	Y
2017-2018	19	64733	0120048	Los Angeles	Los Angeles Unified	Alliance College-Ready Middle Academy 5	Unified School Dis	Intermediate/Midd	Traditional	N/A	Yes	1097	Directly fu	Y	6	8	303	270	89.1%	285	94.1%	303	270	89.1%	285	94.1%	Y
2017-2018	19	64733	0120071	Los Angeles	Los Angeles Unified	New Designs Charter School-Watts	Unified School Dis	K-12 Schools (Pu	Traditional	N/A	Yes	1120	Directly fu	Y	6	12	490	403	82.2%	406	82.9%	482	397	82.4%	400	83.0%	Y
2017-2018	19	64733	0120097	Los Angeles	Los Angeles Unified	Academia Moderna	Unified School Dis	Elementary Scho	Traditional	N/A	Yes	1101	Directly fu	Y	K	5	467	385	82.4%	424	90.8%	456	376	82.5%	414	90.8%	Y
2017-2018	19	64733	0120360	Los Angeles	Los Angeles Unified	Daniel Pearl Journalism & Communication	Unified School Dis	High Schools (Pu	Traditional	N/A	No	N/A	N/A	N	9	12	355	198	55.8%	233	65.6%	350	195	55.7%	229	65.4%	Y
2017-2018	19	64733	0120477	Los Angeles	Los Angeles Unified	Aspire Titan Academy	Unified School Dis	Elementary Scho	Traditional	N/A	Yes	1550	Directly fu	Y	K	5	328	288	87.8%	315	96.0%	322	282	87.6%	309	96.0%	Y
2017-2018	19	64733	0120527	Los Angeles	Los Angeles Unified	Watts Learning Center Charter Middle	Unified School Dis	Intermediate/Midd	Traditional	N/A	Yes	1141	Directly fu	Y	6	8	400	368	92.0%	373	93.3%	400	368	92.0%	373	93.3%	Y
2017-2018	19	64733	0120808	Los Angeles	Los Angeles Unified	Dorothy V. Johnson Community Day	Unified School Dis	District Communi	Community Da	N/A	No	N/A	N/A	N	7	12	51	51	100.0%	51	100.0%	38	38	100.0%	38	100.0%	Y
2017-2018	19	64733	0121079	Los Angeles	Los Angeles Unified	Ararat Charter	Unified School Dis	Elementary Scho	Traditional	N/A	Yes	1156	Directly fu	Y	K	5	333	204	61.3%	244	73.3%	322	200	62.1%	240	74.5%	Y
2017-2018	19	64733	0121095	Los Angeles	Los Angeles Unified	Ambassador-Global Leadership	Unified School Dis	K-12 Schools (Pu	Traditional	N/A	No	N/A	N/A	N	6	12	617	534	86.5%	566	91.7%	591	513	86.8%	543	91.9%	Y
2017-2018	19	64733	0121103	Los Angeles	Los Angeles Unified	Ambassador School-Global Education	Unified School Dis	Elementary Scho	Traditional	CEP	No	N/A	N/A	N	K	5	362	335	92.5%	347	95.9%	353	326	92.4%	338	95.8%	Y
2017-2018	19	64733	0121137	Los Angeles	Los Angeles Unified	Ingenium Charter	Unified School Dis	Elementary Scho	Traditional	N/A	Yes	1157	Directly fu	Y	K	5	487	352	72.3%	408	83.8%	470	339	72.1%	393	83.6%	Y
2017-2018	19	64733	0121285	Los Angeles	Los Angeles Unified	Alliance Cindy and Bill Simon Technology	Unified School Dis	High Schools (Pu	Traditional	N/A	Yes	1161	Directly fu	Y	9	12	514	454	88.3%	488	94.9%	501	442	88.2%	476	95.0%	Y
2017-2018	19	64733	0121293	Los Angeles	Los Angeles Unified	Alliance Tennenbaum Family Technology	Unified School Dis	High Schools (Pu	Traditional	N/A	Yes	1162	Directly fu	Y	9	12	319	250	78.4%	282	88.4%	311	244	78.5%	275	88.4%	Y
2017-2018	19	64733	0121699	Los Angeles	Los Angeles Unified	KIPP Empower Academy	Unified School Dis	Elementary Scho	Traditional	N/A	Yes	1195	Directly fu	Y	K	4	576	448	77.8%	508	88.2%	568	442	77.8%	501	88.2%	Y
2017-2018	19	64733	0121707	Los Angeles	Los Angeles Unified	KIPP Comienza Community Prep	Unified School Dis	Elementary Scho	Traditional	N/A	Yes	1196	Directly fu	Y	K	8	825	656	79.5%	778	94.3%	817	648	79.3%	770	94.2%	Y
2017-2018	19	64733	0121848	Los Angeles	Los Angeles Unified	Crown Preparatory Academy	Unified School Dis	Intermediate/Midd	Traditional	N/A	Yes	1187	Directly fu	Y	5	8	477	425	89.1%	461	96.6%	477	425	89.1%	461	96.6%	Y
2017-2018	19	64733	0122101	Los Angeles	Los Angeles Unified	Carson-Gore Academy of Enviornmental S	Unified School Dis	Elementary Scho	Traditional	N/A	No	N/A	N/A	N	K	5	619	560	90.5%	588	95.0%	590	544	92.2%	572	96.9%	Y
2017-2018	19	64733	0122119	Los Angeles	Los Angeles Unified	Estrella Elementary	Unified School Dis	Elementary Scho	Traditional	CEP	No	N/A	N/A	N	K	5	544	509	93.6%	522	96.0%	532	498	93.6%	511	96.1%	Y
2017-2018	19	64733	0122127	Los Angeles	Los Angeles Unified	Quincy Jones Elementary	Unified School Dis	Elementary Scho	Traditional	CEP	No	N/A	N/A	N	K	5	337	319	94.7%	327	97.0%	330	313	94.8%	321	97.3%	Y
2017-2018	19	64733	0122135	Los Angeles	Los Angeles Unified	Dolores Huerta Elementary	Unified School Dis	Elementary Scho	Traditional	CEP	No	N/A	N/A	N	K	5	443	416	93.9%	425	95.9%	441	414	93.9%	423	95.9%	Y
2017-2018	19	64733	0122143	Los Angeles	Los Angeles Unified	Dr. Owen Lloyd Knox Elementary	Unified School Dis	Elementary Scho	Traditional	CEP	No	N/A	N/A	N	K	6	776	738	95.1%	754	97.2%	754	716	95.0%	732	97.1%	Y
2017-2018	19	64733	0122150	Los Angeles	Los Angeles Unified	Wisdom Elementary	Unified School Dis	Elementary Scho	Traditional	CEP	No	N/A	N/A	N	K	6	885	832	94.0%	855	96.6%	870	820	94.3%	843	96.9%	Y
2017-2018	19	64733	0122168	Los Angeles	Los Angeles Unified	Jaime Escalante Elementary	Unified School Dis	Elementary Scho	Traditional	CEP	No	N/A	N/A	N	K	6	568	502	88.4%	533	93.8%	556	491	88.3%	522	93.9%	Y
2017-2018	19	64733	0122176	Los Angeles	Los Angeles Unified	Judith F. Baca Arts Academy	Unified School Dis	Elementary Scho	Traditional	CEP	No	N/A	N/A	N	K	6	750	697	92.9%	717	95.6%	717	674	94.0%	694	96.8%	Y
2017-2018	19	64733	0122184	Los Angeles	Los Angeles Unified	Alta California Elementary	Unified School Dis	Elementary Scho	Traditional	CEP	No	N/A	N/A	N	K	5	731	697	95.3%	713	97.5%	717	683	95.3%	699	97.5%	Y
2017-2018	19	64733	0122192	Los Angeles	Los Angeles Unified	Julie Korenstein Elementary	Unified School Dis	Elementary Scho	Traditional	CEP	No	N/A	N/A	N	K	5	452	412	91.2%	428	94.7%	446	406	91.0%	422	94.6%	Y
2017-2018	19	64733	0122200	Los Angeles	Los Angeles Unified	Vista del Valle Dual Language Academy	Unified School Dis	Elementary Scho	Traditional	CEP	No	N/A	N/A	N	K	5	428	331	77.3%	380	88.8%	419	324	77.3%	373	89.0%	Y
2017-2018	19	64733	0122218	Los Angeles	Los Angeles Unified	Andres and Maria Cardenas Elementary	Unified School Dis	Elementary Scho	Traditional	CEP	No	N/A	N/A	N	K	5	470	413	87.9%	438	93.2%	458	404	88.2%	429	93.7%	Y
2017-2018	19	64733	0122226	Los Angeles	Los Angeles Unified	Stanley Mosk Elementary	Unified School Dis	Elementary Scho	Traditional	CEP	No	N/A	N/A	N	K	5	538	421	78.3%	465	86.4%	522	408	78.2%	450	86.2%	Y
2017-2018	19	64733	0122234	Los Angeles	Los Angeles Unified	Carlos Santana Arts Academy	Unified School Dis	Elementary Scho	Traditional	CEP	No	N/A	N/A	N	K	5	477	448	93.9%	462	96.9%	470	442	94.0%	455	96.8%	Y
2017-2018	19	64733	0122242	Los Angeles	Los Angeles Unified	TEACH Academy of Technologies	Unified School Dis	Intermediate/Midd	Traditional	N/A	Yes	1206	Directly fu	Y	5	8	359	323	90.0%	343	95.5%	359	323	90.0%	343	95.5%	Y
2017-2018	19	64733	0122333	Los Angeles	Los Angeles Unified	Math, Science, & Technology Magnet Aca	Unified School Dis	High Schools (Pu	Traditional	N/A	No	N/A	N/A	N	9	12	534	460	86.1%	499	93.4%	531	458	86.3%	496	93.4%	Y
2017-2018	19	64733	0122341	Los Angeles	Los Angeles Unified	Esteban Torres East LA Performing Arts M	Unified School Dis	High Schools (Pu	Traditional	N/A	No	N/A	N/A	N	9	12	409	355	86.8%	384	93.9%	398	346	86.9%	375	94.2%	Y
2017-2018	19	64733	0122358	Los Angeles	Los Angeles Unified	Humanitas Academy of Art and Technoloc	Unified School Dis	High Schools (Pu	Traditional	CEP	No	N/A	N/A	N	9	12	415	371	89.4%	394	94.9%	399	358	89.7%	380	95.2%	Y
2017-2018	19	64733	0122366	Los Angeles	Los Angeles Unified	Social Justice Leadership Academy at Est	Unified School Dis	High Schools (Pu	Traditional	N/A	No	N/A	N/A	N	9	12	346	299	86.4%	324	93.6%	329	286	86.9%	308	93.6%	Y
2017-2018	19	64733	0122374	Los Angeles	Los Angeles Unified	East Los Angeles Renaissance Academy	Unified School Dis	High Schools (Pu	Traditional	N/A	No	N/A	N/A	N	9	12	392	352	89.8%	367	93.6%	383	344	89.8%	359	93.7%	Y
2017-2018	19	64733	0122382	Los Angeles	Los Angeles Unified	Engineering and Technology Academy at	Unified School Dis	High Schools (Pu	Traditional	N/A	No	N/A	N/A	N	9	12	397	353	88.9%	377	95.0%	373	332	89.0%	356	95.4%	Y
2017-2018	19	64733	0122390	Los Angeles	Los Angeles Unified	Orchard Academies 2B	Unified School Dis	Intermediate/Midd	Traditional	CEP	No	N/A	N/A	N	6	8	471	414	87.9%	443	94.1%	471	414	87.9%	443	94.1%	Y
2017-2018	19	64733	0122408	Los Angeles	Los Angeles Unified	Orchard Academies 2C	Unified School Dis	Intermediate/Midd	Traditional	N/A	No	N/A	N/A	N	6	8	390	348	89.2%	376	96.4%	390	348	89.2%	376	96.4%	Y
2017-2018	19	64733	0122416	Los Angeles	Los Angeles Unified	Barack Obama Global Preparation Acader	Unified School Dis	Intermediate/Midd	Traditional	CEP	No	N/A	N/A	N	6	8	398	367	92.2%	376	94.5%	398	367	92.2%	376	94.5%	Y
2017-2018	19	64733	0122481	Los Angeles	Los Angeles Unified	Animo Jefferson Charter Middle	Unified School Dis	Intermediate/Midd	Traditional	N/A	Yes	1216	Directly fu	Y	6	8	553	525	94.9%	539	97.5%	553	525	94.9%	539	97.5%	Y
2017-2018	19	64733	0122499	Los Angeles	Los Angeles Unified	Animo Westside Charter Middle	Unified School Dis	Intermediate/Midd	Traditional	N/A	Yes	1217	Directly fu	Y	6	8	423	305	72.1%	358	84.6%	423	305	72.1%	358	84.6%	Y
2017-2018	19	64733	0122556	Los Angeles	Los Angeles Unified	Citizens of the World Charter Hollywood	Unified School Dis	Elementary Scho	Traditional	N/A	Yes	1200	Directly fu	Y	K	8	478	153	32.0%	189	39.5%	460	151	32.8%	185	40.2%	Y
2017-2018	19	64733	0122564	Los Angeles	Los Angeles Unified	Camino Nuevo Elementary #3	Unified School Dis	Elementary Scho	Traditional	N/A	Yes	1212	Directly fu	Y	K	8	789	755	95.7%	771	97.7%	782	748	95.7%	764	97.7%	Y
2017-2018	19	64733	0122606	Los Angeles	Los Angeles Unified	PUC Lakeview Charter High	Unified School Dis	High Schools (Pu	Traditional	N/A	Yes	1241	Directly fu	Y	9	12	462	323	69.9%	356	77.1%	451	317	70.3%	350	77.6%	Y
2017-2018	19	64733	0122614	Los Angeles	Los Angeles Unified	Aspire Gateway Academy Charter	Unified School Dis	Elementary Scho	Traditional	N/A	Yes	1213	Directly fu	Y	K	5	417	335	80.3%	387	92.8%	417	335	80.3%	387	92.8%	Y
2017-2018	19	64733	0122622	Los Angeles	Los Angeles Unified	Aspire Firestone Academy Charter	Unified School Dis	Elementary Scho	Traditional	N/A	Yes	1214	Directly fu	Y	K	5	414	340	82.1%	389	94.0%	407	333	81.8%	382	93.9%	Y
2017-2018	19	64733	0122630	Los Angeles	Los Angeles Unified	Para Los Niños - Evelyn Thurman Gratts F	Unified School Dis	Elementary Scho	Traditional	N/A	Yes	1215	Directly fu	Y	K	1	310	277	89.4%	290	93.5%	288	259	89.9%	270	93.8%	Y
2017-2018	19	64733	0122655	Los Angeles	Los Angeles Unified	Celerity Octavia Charter	Unified School Dis	Elementary Scho	Traditional	N/A	Yes	1232	Directly fu	Y	K	8	411	328	79.8%	350	85.2%	407	326	80.1%	348	85.5%	Y
2017-2018	19	64733	0122721	Los Angeles	Los Angeles Unified	Aspire Pacific Academy	Unified School Dis	K-12 Schools (Pu	Traditional	N/A	Yes	1230	Directly fu	Y	6	12	525	438	83.4%	495	94.3%	524	437	83.4%	494	94.3%	Y
2017-2018	19	64733	0122739	Los Angeles	Los Angeles Unified	Vista Charter Middle	Unified School Dis	Intermediate/Midd	Traditional	N/A	Yes	1234	Directly fu	Y	6	8	424	387	91.3%	409	96.5%	424	387	91.3%	409	96.5%	Y
2017-2018	19	64733	0122747	Los Angeles	Los Angeles Unified	Magnolia Science Academy Bell	Unified School Dis	Intermediate/Midd	Traditional	N/A	Yes	1236	Directly fu	Y	6	8	488	397	81.4%	432	88.5%	488	397	81.4%	432	88.5%	Y
2017-2018	19	64733	0122754	Los Angeles	Los Angeles Unified	Valley Charter Elementary	Unified School Dis	Elementary Scho	Traditional	N/A	Yes	1237	Directly fu	Y	K	5	264	66	25.0%	97	36.7%	264	66	25.0%	97	36.7%	Y
2017-2018	19	64733	0122838	Los Angeles	Los Angeles Unified	Valley Charter Middle	Unified School Dis	Intermediate/Midd	Traditional	N/A	Yes	1238	Directly fu	Y	6	8	325	169	52.0%	186	57.2%	325	169	52.0%	186	57.2%	Y
2017-2018	19	64733	0122861	Los Angeles	Los Angeles Unified	Camino Nuevo Academy #2	Unified School Dis	Elementary Scho	Traditional	N/A	Yes	1231	Directly fu	Y	K	8	676	580	85.8%	623	92.2%	664	569	85.7%	611	92.0%	Y
2017-2018	19	64733	0123133	Los Angeles	Los Angeles Unified	Alliance Susan and Eric Smidt Technology	Unified School Dis	High Schools (Pu	Traditional	N/A	Yes	1163	Directly fu	Y	9	12	540	474	87.8%	507	93.9%	522	458	87.7%	490	93.9%	Y
2017-2018	19	64733	0123141	Los Angeles	Los Angeles Unified	Alliance Ted K. Tajima High	Unified School Dis	High Schools (Pu	Traditional	N/A	Yes	1164	Directly fu	Y	9	12	335	287	85.7%	295	88.1%	321	278	86.6%	285	88.8%	Y
2017-2018	19	64733	0123158	Los Angeles	Los Angeles Unified	Arts In Action Community Charter	Unified School Dis	Elementary Scho	Traditional	N/A	Yes	1218	Directly fu	Y	K	5	318	305	95.9%	312	98.1%	308	297	96.4%	303	98.4%	Y
2017-2018	19	64733	0123166	Los Angeles	Los Angeles Unified	Celerity Palmati Charter	Unified School Dis	Elementary Scho	Traditional	N/A	Yes	1246	Directly fu	Y	K	8	447	395	88.4%	405	90.6%	441	393	89.1%	403	91.4%	Y
2017-2018	19	64733	0123984	Los Angeles	Los Angeles Unified	Celerity Cardinal Charter	Unified School Dis	Elementary Scho	Traditional	N/A	Yes	1285	Directly fu	Y	K	8	358	275	76.8%	289	80.7%	349	268	76.8%	282	80.8%	Y
2017-2018	19	64733	0123992	Los Angeles	Los Angeles Unified	Animo Ellen Ochoa Charter Middle	Unified School Dis	Intermediate/Midd	Traditional	N/A	Yes	1286	Directly fu	Y	6	8	371	341	91.9%	363	97.8%	371	341	91.9%	363	97.8%	Y
2017-2018	19	64733	0124008	Los Angeles	Los Angeles Unified	Animo James B. Taylor Charter Middle	Unified School Dis	Intermediate/Midd	Traditional	N/A	Yes	1287	Directly fu	Y	6	8	465	436	93.8%	459	98.7%	465	436	93.8%	459	98.7%	Y
2017-2018	19	64733	0124016	Los Angeles	Los Angeles Unified	Animo Western Charter Middle	Unified School Dis	Intermediate/Midd	Traditional	N/A	Yes	1288	Directly fu	Y	6	8	647	588	90.9%	612	94.6%	647	588	90.9%	612	94.6%	Y
2017-2018	19	64733	0124024	Los Angeles	Los Angeles Unified	Animo Phillis Wheatley Charter Middle	Unified School Dis	Intermediate/Midd	Traditional	N/A	Yes	1289	Directly fu	Y	6	8	617	548	88.8%	575	93.2%	617	548	88.8%	575	93.2%	Y
2017-2018	19	64733	0124198	Los Angeles	Los Angeles Unified	Extera Public	Unified School Dis	Elementary Scho	Traditional	N/A	Yes	1300	Directly fu	Y	K	8	531	476	89.6%	501	94.4%	521	466	89.4%	491	94.2%	Y
2017-2018	19	64733	0124222	Los Angeles	Los Angeles Unified	Rise Kohyang Middle	Unified School Dis	Intermediate/Midd	Traditional	N/A	Yes	1315	Directly fu	Y	6	8	404	305	75.5%	363	89.9%	404	305	75.5%	363	89.9%	Y
2017-2018	19	64733	0124362	Los Angeles	Los Angeles Unified	Valley Academy of Arts and Sciences	Unified School Dis	High Schools (Pu	Traditional	N/A	No	N/A	N/A	N	9	12	1151	598	52.0%	742	64.5%	1134	589	51.9%	731	64.5%	Y
2017-2018	19	64733	0124370	Los Angeles	Los Angeles Unified	Cesar E. Chavez Learning Academy - Arts	Unified School Dis	High Schools (Pu	Traditional	N/A	No	N/A	N/A	N	9	12	472	306	64.8%	354	75.0%	456	294	64.5%	342	75.0%	Y
2017-2018	19	64733	0124388	Los Angeles	Los Angeles Unified	Cesar E. Chavez Learning Academies-So	Unified School Dis	High Schools (Pu	Traditional	N/A	No	N/A	N/A	N	9	12	534	427	80.0%	479	89.7%	522	416	79.7%	468	89.7%	Y
2017-2018	19	64733	0124396	Los Angeles	Los Angeles Unified	Cesar E. Chavez Learning Academies-Ac	Unified School Dis	High Schools (Pu	Traditional	N/A	No	N/A	N/A	N	9	12	458	347	75.8%	381	83.2%	441	333	75.5%	367	83.2%	Y
2017-2018	19	64733	0124404	Los Angeles	Los Angeles Unified	Cesar E. Chavez Learning Academies-Te	Unified School Dis	High Schools (Pu	Traditional	N/A	No	N/A	N/A	N	9	12	383	306	79.9%	330	86.2%	371	298	80.3%	320	86.3%	Y
2017-2018	19	64733	0124412	Los Angeles	Los Angeles Unified	Los Angeles River at Sonia Sotomayor Le	Unified School Dis	High Schools (Pu	Traditional	N/A	No	N/A	N/A	N	9	12	241	218	90.5%	228	94.6%	224	203	90.6%	212	94.6%	Y
2017-2018	19	64733	0124420	Los Angeles	Los Angeles Unified	School of History and Dramatic Arts at So	Unified School Dis	High Schools (Pu	Traditional	N/A	No	N/A	N/A	N	9	12	283	235	83.0%	256	90.5%	268	222	82.8%	242	90.3%	Y
2017-2018	19	64733	0124446	Los Angeles	Los Angeles Unified	Dr. Julian Nava Learning Academies-Scho	Unified School Dis	Intermediate/Midd	Traditional	CEP	No	N/A	N/A	N	6	8	427	392	91.8%	407	95.3%	427	392	91.8%	407	95.3%	Y
2017-2018	19	64733	0124453	Los Angeles	Los Angeles Unified	Dr. Julian Nava Learning Academies-Scho	Unified School Dis	Intermediate/Midd	Traditional	N/A	No	N/A	N/A	N	6	8	432	413	95.6%	423	97.9%	432	413	95.6%	423	97.9%	Y
2017-2018	19	64733	0124479	Los Angeles	Los Angeles Unified	Dr. Maya Angelou Community High	Unified School Dis	High Schools (Pu	Traditional	CEP	No	N/A	N/A	N	9	12	1035	948	91.6%	970	93.7%	973	894	91.9%	916	94.1%	Y
2017-2018	19	64733	0124487	Los Angeles	Los Angeles Unified	Public Service Community at Diego Rivera	Unified School Dis	High Schools (Pu	Traditional	CEP	No	N/A	N/A	N	9	12	553	509	92.0%	527	95.3%	531	490	92.3%	507	95.5%	Y
2017-2018	19	64733	0124495	Los Angeles	Los Angeles Unified	Communication and Technology at Diego	Unified School Dis	High Schools (Pu	Traditional	N/A	No	N/A	N/A	N	9	12	537	484	90.1%	501	93.3%	511	463	90.6%	479	93.7%	Y
2017-2018	19	64733	0124503	Los Angeles	Los Angeles Unified	Diego Rivera Learning Complex Green De	Unified School Dis	High Schools (Pu	Traditional	N/A	No	N/A	N/A	N	9	12	505	471	93.3%	494	97.8%	490	456	93.1%	479	97.8%	Y
2017-2018	19	64733	0124511	Los Angeles	Los Angeles Unified	Performing Arts Community at Diego Rive	Unified School Dis	High Schools (Pu	Traditional	N/A	No	N/A	N/A	N	9	12	511	482	94.3%	497	97.3%	489	462	94.5%	476	97.3%	Y
2017-2018	19	64733	0124529	Los Angeles	Los Angeles Unified	Rancho Dominguez Preparatory	Unified School Dis	K-12 Schools (Pu	Traditional	N/A	No	N/A	N/A	N	6	12	842	595	70.7%	699	83.0%	819	579	70.7%	680	83.0%	Y
2017-2018	19	64733	0124560	Los Angeles	Los Angeles Unified	Synergy Quantum Academy	Unified School Dis	High Schools (Pu	Traditional	N/A	Yes	1299	Directly fu	Y	9	12	567	528	93.1%	552	97.4%	542	504	93.0%	528	97.4%	Y
2017-2018	19	64733	0124784	Los Angeles	Los Angeles Unified	Aspire Slauson Academy Charter	Unified School Dis	Elementary Scho	Traditional	N/A	Yes	1330	Directly fu	Y	K	6	341	340	99.7%	341	100.0%	340	339	99.7%	340	100.0%	Y
2017-2018	19	64733	0124792	Los Angeles	Los Angeles Unified	Aspire Juanita Tate Academy Charter	Unified School Dis	Elementary Scho	Traditional	N/A	Yes	1331	Directly fu	Y	K	6	369	366	99.2%	367	99.5%	369	366	99.2%	367	99.5%	Y
2017-2018	19	64733	0124800	Los Angeles	Los Angeles Unified	Aspire Inskeep Academy Charter	Unified School Dis	Elementary Scho	Traditional	N/A	Yes	1332	Directly fu	Y	K	6	341	338	99.1%	340	99.7%	325	322	99.1%	324	99.7%	Y
2017-2018	19	64733	0124818	Los Angeles	Los Angeles Unified	Los Angeles Leadership Primary Academy	Unified School Dis	Elementary Scho	Traditional	N/A	Yes	1333	Directly fu	Y	K	5	361	250	69.3%	269	74.5%	360	249	69.2%	268	74.4%	Y
2017-2018	19	64733	0124826	Los Angeles	Los Angeles Unified	Camino Nuevo Charter Academy #4	Unified School Dis	Elementary Scho	Traditional	N/A	Yes	1334	Directly fu	Y	K	8	654	532	81.3%	590	90.2%	649	527	81.2%	585	90.1%	Y
2017-2018	19	64733	0124883	Los Angeles	Los Angeles Unified	Animo College Preparatory Academy	Unified School Dis	High Schools (Pu	Traditional	N/A	Yes	1342	Directly fu	Y	9	12	521	486	93.3%	507	97.3%	503	468	93.0%	489	97.2%	Y
2017-2018	19	64733	0124891	Los Angeles	Los Angeles Unified	Alliance Renee and Meyer Luskin Academ	Unified School Dis	High Schools (Pu	Traditional	N/A	Yes	1343	Directly fu	Y	9	12	542	479	88.4%	513	94.6%	529	469	88.7%	502	94.9%	Y
2017-2018	19	64733	0124933	Los Angeles	Los Angeles Unified	PUC Early College Academy for Leaders a	Unified School Dis	High Schools (Pu	Traditional	N/A	Yes	1354	Directly fu	Y	9	12	368	247	67.1%	250	67.9%	360	242	67.2%	245	68.1%	Y
2017-2018	19	64733	0124941	Los Angeles	Los Angeles Unified	Alliance Margaret M. Bloomfield Technolo	Unified School Dis	High Schools (Pu	Traditional	N/A	Yes	1356	Directly fu	Y	9	12	487	421	86.4%	455	93.4%	476	410	86.1%	444	93.3%	Y
2017-2018	19	64733	0125096	Los Angeles	Los Angeles Unified	Academy for Enriched Sciences	Unified School Dis	Elementary Scho	Traditional	N/A	No	N/A	N/A	N	K	5	324	105	32.4%	120	37.0%	323	104	32.2%	119	36.8%	Y
2017-2018	19	64733	0125609	Los Angeles	Los Angeles Unified	KIPP Philosophers Academy	Unified School Dis	Intermediate/Midd	Traditional	N/A	Yes	1378	Directly fu	Y	5	8	339	289	85.3%	315	92.9%	339	289	85.3%	315	92.9%	Y
2017-2018	19	64733	0125625	Los Angeles	Los Angeles Unified	KIPP Scholar Academy	Unified School Dis	Intermediate/Midd	Traditional	N/A	Yes	1377	Directly fu	Y	5	8	392	325	82.9%	368	93.9%	392	325	82.9%	368	93.9%	Y
2017-2018	19	64733	0125641	Los Angeles	Los Angeles Unified	KIPP Sol Academy	Unified School Dis	Intermediate/Midd	Traditional	N/A	Yes	1379	Directly fu	Y	5	8	504	379	75.2%	437	86.7%	504	379	75.2%	437	86.7%	Y
2017-2018	19	64733	0125864	Los Angeles	Los Angeles Unified	Ednovate - USC Hybrid High	Unified School Dis	High Schools (Pu	Traditional	N/A	Yes	1401	Directly fu	Y	9	12	518	367	70.8%	442	85.3%	510	360	70.6%	434	85.1%	Y
2017-2018	19	64733	0125971	Los Angeles	Los Angeles Unified	San Fernando Institute of Applied Media	Unified School Dis	Intermediate/Midd	Traditional	N/A	No	N/A	N/A	N	6	8	410	343	83.7%	382	93.2%	410	343	83.7%	382	93.2%	Y
2017-2018	19	64733	0125989	Los Angeles	Los Angeles Unified	STEM Academy at Bernstein High	Unified School Dis	High Schools (Pu	Traditional	N/A	No	N/A	N/A	N	9	12	565	502	88.8%	558	98.8%	550	489	88.9%	543	98.7%	Y
2017-2018	19	64733	0126136	Los Angeles	Los Angeles Unified	Math and Science College Preparatory	Unified School Dis	High Schools (Pu	Traditional	N/A	Yes	1412	Directly fu	Y	9	12	541	463	85.6%	505	93.3%	528	451	85.4%	493	93.4%	Y
2017-2018	19	64733	0126169	Los Angeles	Los Angeles Unified	Equitas Academy #2	Unified School Dis	Intermediate/Midd	Traditional	N/A	Yes	1402	Directly fu	Y	5	8	390	349	89.5%	380	97.4%	390	349	89.5%	380	97.4%	Y
2017-2018	19	64733	0126177	Los Angeles	Los Angeles Unified	Citizens of the World 2	Unified School Dis	Elementary Scho	Traditional	N/A	Yes	1413	Directly fu	Y	K	8	776	290	37.4%	341	43.9%	764	286	37.4%	336	44.0%	Y
2017-2018	19	64733	0126193	Los Angeles	Los Angeles Unified	Citizens of the World 3	Unified School Dis	Elementary Scho	Traditional	N/A	Yes	1414	Directly fu	Y	K	5	594	122	20.5%	150	25.3%	576	121	21.0%	149	25.9%	Y
2017-2018	19	64733	0126375	Los Angeles	Los Angeles Unified	Sally Ride Elementary: A SMArT Academy	Unified School Dis	Elementary Scho	Traditional	CEP	No	N/A	N/A	N	K	5	560	522	93.2%	537	95.9%	552	516	93.5%	531	96.2%	Y
2017-2018	19	64733	0126383	Los Angeles	Los Angeles Unified	Playa Vista Elementary	Unified School Dis	Elementary Scho	Traditional	N/A	No	N/A	N/A	N	K	6	578	73	12.6%	87	15.1%	569	72	12.7%	86	15.1%	Y
2017-2018	19	64733	0126391	Los Angeles	Los Angeles Unified	Lucille Roybal-Allard Elementary	Unified School Dis	Elementary Scho	Traditional	CEP	No	N/A	N/A	N	K	6	615	521	84.7%	552	89.8%	583	502	86.1%	532	91.3%	Y
2017-2018	19	64733	0126409	Los Angeles	Los Angeles Unified	Willow Elementary	Unified School Dis	Elementary Scho	Traditional	CEP	No	N/A	N/A	N	K	5	550	458	83.3%	512	93.1%	540	449	83.1%	502	93.0%	Y

2017-2018	19	64733	0126417	Los Angeles	Los Angeles Unified	Marguerite Poindexter LaMotte Elementar	Unified School Dis	Elementary Scho	Traditional	CEP	No	N/A	N/A	N	K	5	523	494	94.5%	506	96.7%	518	489	94.4%	501	96.7%	Y
2017-2018	19	64733	0126425	Los Angeles	Los Angeles Unified	Gerald A. Lawson Academy of the Arts, M	Unified School Dis	Elementary Scho	Traditional	CEP	No	N/A	N/A	N	K	6	624	563	90.2%	585	93.8%	612	551	90.0%	573	93.6%	Y
2017-2018	19	64733	0126433	Los Angeles	Los Angeles Unified	Dr. Lawrence H. Moore Math, Science, Te	Unified School Dis	Elementary Scho	Traditional	CEP	No	N/A	N/A	N	K	5	696	667	95.8%	678	97.4%	683	654	95.8%	665	97.4%	Y
2017-2018	19	64733	0126441	Los Angeles	Los Angeles Unified	Michelle Obama Elementary	Unified School Dis	Elementary Scho	Traditional	CEP	No	N/A	N/A	N	K	5	788	726	92.1%	747	94.8%	768	709	92.3%	730	95.1%	Y
2017-2018	19	64733	0126458	Los Angeles	Los Angeles Unified	Walnut Park Middle A School of Social Ju	Unified School Dis	Intermediate/Midd	Traditional	CEP	No	N/A	N/A	N	6	8	517	446	86.3%	490	94.8%	517	446	86.3%	490	94.8%	Y
2017-2018	19	64733	0126466	Los Angeles	Los Angeles Unified	Walnut Park Middle B Science, Technolog	Unified School Dis	Intermediate/Midd	Traditional	N/A	No	N/A	N/A	N	6	8	534	467	87.5%	505	94.6%	534	467	87.5%	505	94.6%	Y
2017-2018	19	64733	0126474	Los Angeles	Los Angeles Unified	Hilda L. Solis Learning Academy School o	Unified School Dis	High Schools (Pu	Traditional	Provision 2	No	N/A	N/A	N	9	12	266	241	90.6%	253	95.1%	259	234	90.3%	246	95.0%	Y
2017-2018	19	64733	0126482	Los Angeles	Los Angeles Unified	Augustus F. Hawkins High A Critical Desig	Unified School Dis	High Schools (Pu	Traditional	CEP	No	N/A	N/A	N	9	12	531	445	83.8%	462	87.0%	502	424	84.5%	441	87.8%	Y
2017-2018	19	64733	0126490	Los Angeles	Los Angeles Unified	Augustus F. Hawkins High B Community H	Unified School Dis	High Schools (Pu	Traditional	N/A	No	N/A	N/A	N	9	12	447	399	89.3%	414	92.6%	406	365	89.9%	378	93.1%	Y
2017-2018	19	64733	0126508	Los Angeles	Los Angeles Unified	Augustus F. Hawkins High C Responsible	Unified School Dis	High Schools (Pu	Traditional	N/A	No	N/A	N/A	N	9	12	377	329	87.3%	340	90.2%	347	306	88.2%	315	90.8%	Y
2017-2018	19	64733	0126516	Los Angeles	Los Angeles Unified	Linda Esperanza Marquez High A Hunting	Unified School Dis	High Schools (Pu	Traditional	Provision 2	No	N/A	N/A	N	9	12	752	657	87.4%	691	91.9%	736	641	87.1%	675	91.7%	Y
2017-2018	19	64733	0126524	Los Angeles	Los Angeles Unified	Linda Esperanza Marquez High B LIBRA A	Unified School Dis	High Schools (Pu	Traditional	N/A	No	N/A	N/A	N	9	12	685	590	86.1%	650	94.9%	677	583	86.1%	642	94.8%	Y
2017-2018	19	64733	0126532	Los Angeles	Los Angeles Unified	Linda Esperanza Marquez High C School	Unified School Dis	High Schools (Pu	Traditional	N/A	No	N/A	N/A	N	9	12	655	574	87.6%	620	94.7%	643	564	87.7%	609	94.7%	Y
2017-2018	19	64733	0126540	Los Angeles	Los Angeles Unified	Science, Technology, Engineering, Arts ai	Unified School Dis	High Schools (Pu	Traditional	N/A	No	N/A	N/A	N	9	12	585	446	76.2%	530	90.6%	570	432	75.8%	515	90.4%	Y
2017-2018	19	64733	0126557	Los Angeles	Los Angeles Unified	Visual and Performing Arts at Legacy High	Unified School Dis	High Schools (Pu	Traditional	N/A	No	N/A	N/A	N	9	12	475	347	73.1%	387	81.5%	459	337	73.4%	376	81.9%	Y
2017-2018	19	64733	0126573	Los Angeles	Los Angeles Unified	Academy for Multilingual Arts and Science	Unified School Dis	High Schools (Pu	Traditional	CEP	No	N/A	N/A	N	9	12	707	654	92.5%	663	93.8%	679	630	92.8%	639	94.1%	Y
2017-2018	19	64733	0126581	Los Angeles	Los Angeles Unified	Harry Bridges Span	Unified School Dis	Elementary Scho	Traditional	CEP	No	N/A	N/A	N	K	8	1212	1022	84.3%	1125	92.8%	1197	1012	84.5%	1113	93.0%	Y
2017-2018	19	64733	0126599	Los Angeles	Los Angeles Unified	Sylmar Leadership Academy	Unified School Dis	Elementary Scho	Traditional	CEP	No	N/A	N/A	N	K	8	912	657	72.0%	771	84.5%	903	651	72.1%	764	84.6%	Y
2017-2018	19	64733	0126607	Los Angeles	Los Angeles Unified	Porter Ranch Community	Unified School Dis	Elementary Scho	Traditional	N/A	No	N/A	N/A	N	K	8	1168	143	12.2%	168	14.4%	1149	141	12.3%	166	14.4%	Y
2017-2018	19	64733	0126615	Los Angeles	Los Angeles Unified	Academies of Education and Empowerme	Unified School Dis	High Schools (Pu	Traditional	N/A	No	N/A	N/A	N	9	12	561	338	60.2%	414	73.8%	535	318	59.4%	393	73.5%	Y
2017-2018	19	64733	0126623	Los Angeles	Los Angeles Unified	Academy of Medical Arts at Carson High	Unified School Dis	High Schools (Pu	Traditional	N/A	No	N/A	N/A	N	9	12	506	271	53.6%	326	64.4%	488	261	53.5%	316	64.8%	Y
2017-2018	19	64733	0126797	Los Angeles	Los Angeles Unified	Aspire Centennial College Preparatory Ac	Unified School Dis	Intermediate/Midd	Traditional	N/A	Yes	1436	Directly fu	Y	6	8	545	462	84.8%	503	92.3%	545	462	84.8%	503	92.3%	Y
2017-2018	19	64733	0127217	Los Angeles	Los Angeles Unified	Alliance Alice M. Baxter College-Ready Hi	Unified School Dis	High Schools (Pu	Traditional	N/A	Yes	1460	Directly fu	Y	9	12	342	234	68.4%	263	76.9%	336	232	69.0%	258	76.8%	Y
2017-2018	19	64733	0127670	Los Angeles	Los Angeles Unified	KIPP Iluminar Academy	Unified School Dis	Elementary Scho	Traditional	N/A	Yes	1508	Directly fu	Y	K	4	560	421	75.2%	496	88.6%	556	418	75.2%	493	88.7%	Y
2017-2018	19	64733	0127787	Los Angeles	Los Angeles Unified	Humanities and Arts (HARTS) Academy o	Unified School Dis	High Schools (Pu	Traditional	N/A	No	N/A	N/A	N	9	12	489	368	75.3%	418	85.5%	464	351	75.6%	396	85.3%	Y
2017-2018	19	64733	0127795	Los Angeles	Los Angeles Unified	Contreras Learning Center-School of Soci	Unified School Dis	High Schools (Pu	Traditional	N/A	No	N/A	N/A	N	9	12	454	418	92.1%	435	95.8%	426	395	92.7%	409	96.0%	Y
2017-2018	19	64733	0127803	Los Angeles	Los Angeles Unified	Early College Academy-LA Trade Tech Co	Unified School Dis	High Schools (Pu	Traditional	N/A	No	N/A	N/A	N	9	12	187	168	89.8%	176	94.1%	125	113	90.4%	119	95.2%	Y
2017-2018	19	64733	0127829	Los Angeles	Los Angeles Unified	Studio	Unified School Dis	Intermediate/Midd	Traditional	N/A	No	N/A	N/A	N	6	8	282	245	86.9%	268	95.0%	282	245	86.9%	268	95.0%	Y
2017-2018	19	64733	0127852	Los Angeles	Los Angeles Unified	Executive Preparatory Academy of Financ	Unified School Dis	High Schools (Pu	Traditional	N/A	Yes	1525	Directly fu	Y	9	12	203	135	66.5%	151	74.4%	192	129	67.2%	144	75.0%	Y
2017-2018	19	64733	0127878	Los Angeles	Los Angeles Unified	Pathways Community	Unified School Dis	High Schools (Pu	Traditional	N/A	Yes	1537	Directly fu	Y	9	12	359	335	93.3%	352	98.1%	345	322	93.3%	338	98.0%	Y
2017-2018	19	64733	0127886	Los Angeles	Los Angeles Unified	City Language Immersion Charter	Unified School Dis	Elementary Scho	Traditional	N/A	Yes	1538	Directly fu	Y	K	5	360	146	40.6%	171	47.5%	354	146	41.2%	171	48.3%	Y
2017-2018	19	64733	0127894	Los Angeles	Los Angeles Unified	Valor Academy High	Unified School Dis	High Schools (Pu	Traditional	N/A	Yes	1539	Directly fu	Y	9	12	473	370	78.2%	432	91.3%	458	359	78.4%	418	91.3%	Y
2017-2018	19	64733	0127910	Los Angeles	Los Angeles Unified	Camino Nuevo High #2	Unified School Dis	High Schools (Pu	Traditional	N/A	Yes	1540	Directly fu	Y	9	12	462	427	92.4%	445	96.3%	448	413	92.2%	431	96.2%	Y
2017-2018	19	64733	0127936	Los Angeles	Los Angeles Unified	PREPA TEC - Los Angeles	Unified School Dis	Intermediate/Midd	Traditional	N/A	Yes	1542	Directly fu	Y	6	8	420	339	80.7%	375	89.3%	420	339	80.7%	375	89.3%	Y
2017-2018	19	64733	0127977	Los Angeles	Los Angeles Unified	Metro Charter	Unified School Dis	Elementary Scho	Traditional	N/A	Yes	1535	Directly fu	Y	K	5	187	129	69.0%	138	73.8%	179	124	69.3%	133	74.3%	Y
2017-2018	19	64733	0127985	Los Angeles	Los Angeles Unified	Ingenium Charter Middle	Unified School Dis	Intermediate/Midd	Traditional	N/A	Yes	1536	Directly fu	Y	6	8	216	183	84.7%	206	95.4%	216	183	84.7%	206	95.4%	Y
2017-2018	19	64733	0128009	Los Angeles	Los Angeles Unified	Alliance Leadership Middle Academy	Unified School Dis	Intermediate/Midd	Traditional	N/A	Yes	1530	Directly fu	Y	6	8	417	364	87.3%	395	94.7%	417	364	87.3%	395	94.7%	Y
2017-2018	19	64733	0128025	Los Angeles	Los Angeles Unified	Lashon Academy	Unified School Dis	Elementary Scho	Traditional	N/A	Yes	1560	Directly fu	Y	K	6	344	232	67.4%	259	75.3%	334	228	68.3%	253	75.7%	Y
2017-2018	19	64733	0128033	Los Angeles	Los Angeles Unified	Alliance College-Ready Middle Academy 8	Unified School Dis	Intermediate/Midd	Traditional	N/A	Yes	1531	Directly fu	Y	6	8	440	373	84.8%	410	93.2%	440	373	84.8%	410	93.2%	Y
2017-2018	19	64733	0128041	Los Angeles	Los Angeles Unified	Alliance Kory Hunter Middle	Unified School Dis	Intermediate/Midd	Traditional	N/A	Yes	1532	Directly fu	Y	6	8	445	412	92.6%	437	98.2%	445	412	92.6%	437	98.2%	Y
2017-2018	19	64733	0128058	Los Angeles	Los Angeles Unified	Alliance College-Ready Middle Academy 1	Unified School Dis	Intermediate/Midd	Traditional	N/A	Yes	1533	Directly fu	Y	6	8	441	401	90.9%	427	96.8%	441	401	90.9%	427	96.8%	Y
2017-2018	19	64733	0128116	Los Angeles	Los Angeles Unified	Global Education Academy Middle	Unified School Dis	Intermediate/Midd	Traditional	N/A	Yes	1561	Directly fu	Y	6	8	62	57	91.9%	59	95.2%	62	57	91.9%	59	95.2%	Y
2017-2018	19	64733	0128132	Los Angeles	Los Angeles Unified	Extera Public School No. 2	Unified School Dis	Elementary Scho	Traditional	N/A	Yes	1562	Directly fu	Y	K	5	412	402	97.6%	405	98.3%	404	395	97.8%	397	98.3%	Y
2017-2018	19	64733	0128371	Los Angeles	Los Angeles Unified	New Horizons Charter Academy	Unified School Dis	Elementary Scho	Traditional	N/A	Yes	1567	Directly fu	Y	K	8	305	158	51.8%	160	52.5%	303	158	52.1%	160	52.8%	Y
2017-2018	19	64733	0128389	Los Angeles	Los Angeles Unified	Ivy Bound Academy Math, Science, and T	Unified School Dis	Intermediate/Midd	Traditional	N/A	Yes	1570	Directly fu	Y	5	8	141	92	65.2%	105	74.5%	141	92	65.2%	105	74.5%	Y
2017-2018	19	64733	0128512	Los Angeles	Los Angeles Unified	KIPP Academy of Innovation	Unified School Dis	Intermediate/Midd	Traditional	N/A	Yes	1586	Directly fu	Y	5	8	474	360	75.9%	433	91.4%	474	360	75.9%	433	91.4%	Y
2017-2018	19	64733	0128710	Los Angeles	Los Angeles Unified	Dr. Sammy Lee Medical and Health Scien	Unified School Dis	Elementary Scho	Traditional	N/A	No	N/A	N/A	N	K	5	648	533	82.3%	595	91.8%	647	532	82.2%	594	91.8%	Y
2017-2018	19	64733	0129270	Los Angeles	Los Angeles Unified	Animo Mae Jemison Charter Middle	Unified School Dis	Intermediate/Midd	Traditional	N/A	Yes	1624	Directly fu	Y	6	8	494	434	87.9%	472	95.5%	494	434	87.9%	472	95.5%	Y
2017-2018	19	64733	0129460	Los Angeles	Los Angeles Unified	KIPP Vida Preparatory Academy	Unified School Dis	Elementary Scho	Traditional	N/A	Yes	1587	Directly fu	Y	K	4	564	482	85.5%	538	95.4%	554	475	85.7%	529	95.5%	Y
2017-2018	19	64733	0129536	Los Angeles	Los Angeles Unified	Boyle Heights STEM High	Unified School Dis	High Schools (Pu	Traditional	N/A	No	N/A	N/A	N	9	12	228	181	79.4%	209	91.7%	223	177	79.4%	205	91.9%	Y
2017-2018	19	64733	0129585	Los Angeles	Los Angeles Unified	NAVA College Preparatory Academy	Unified School Dis	High Schools (Pu	Traditional	N/A	No	N/A	N/A	N	9	12	774	720	93.0%	750	96.9%	754	701	93.0%	731	96.9%	Y
2017-2018	19	64733	0129593	Los Angeles	Los Angeles Unified	PUC Inspire Charter Academy	Unified School Dis	Intermediate/Midd	Traditional	N/A	Yes	1626	Directly fu	Y	6	8	299	222	74.2%	252	84.3%	299	222	74.2%	252	84.3%	Y
2017-2018	19	64733	0129619	Los Angeles	Los Angeles Unified	PUC Community Charter Elementary	Unified School Dis	Elementary Scho	Traditional	N/A	Yes	1657	Directly fu	Y	K	5	313	211	67.4%	234	74.8%	311	210	67.5%	233	74.9%	Y
2017-2018	19	64733	0129627	Los Angeles	Los Angeles Unified	TEACH Tech Charter High	Unified School Dis	High Schools (Pu	Traditional	N/A	Yes	1658	Directly fu	Y	9	12	282	254	90.1%	263	93.3%	274	247	90.1%	255	93.1%	Y
2017-2018	19	64733	0129650	Los Angeles	Los Angeles Unified	Equitas Academy #3 Charter	Unified School Dis	Elementary Scho	Traditional	N/A	Yes	1669	Directly fu	Y	K	4	272	240	88.2%	255	93.8%	262	232	88.5%	245	93.5%	Y
2017-2018	19	64733	0129825	Los Angeles	Los Angeles Unified	Clemente Charter	Unified School Dis	Elementary Scho	Traditional	N/A	Yes	1640	Directly fu	Y	K	6	318	281	88.4%	305	95.9%	302	266	88.1%	290	96.0%	Y
2017-2018	19	64733	0129833	Los Angeles	Los Angeles Unified	Global Education Academy 2	Unified School Dis	Elementary Scho	Traditional	N/A	Yes	1641	Directly fu	Y	K	5	143	120	83.9%	133	93.0%	140	117	83.6%	130	92.9%	Y
2017-2018	19	64733	0129858	Los Angeles	Los Angeles Unified	Everest Value	Unified School Dis	Elementary Scho	Traditional	N/A	Yes	1638	Directly fu	Y	K	8	250	213	85.2%	232	92.8%	249	213	85.5%	231	92.8%	Y
2017-2018	19	64733	0129866	Los Angeles	Los Angeles Unified	Village Charter Academy	Unified School Dis	Elementary Scho	Traditional	N/A	Yes	1639	Directly fu	Y	K	5	280	201	71.8%	228	81.4%	264	190	72.0%	215	81.4%	Y
2017-2018	19	64733	0129874	Los Angeles	Los Angeles Unified	Community Preparatory Academy	Unified School Dis	Elementary Scho	Traditional	N/A	Yes	1656	Directly fu	Y	K	8	262	231	88.2%	235	89.7%	261	230	88.1%	234	89.7%	Y
2017-2018	19	64733	0130997	Los Angeles	Los Angeles Unified	Sylmar Biotech Health Academy	Unified School Dis	High Schools (Pu	Traditional	N/A	No	N/A	N/A	N	9	12	250	240	96.0%	245	98.0%	244	234	95.9%	239	98.0%	Y
2017-2018	19	64733	0131466	Los Angeles	Los Angeles Unified	Fenton STEM Academy: Elementary Cent	Unified School Dis	Elementary Scho	Traditional	N/A	Yes	1605	Directly fu	Y	K	5	301	208	69.1%	256	85.0%	299	207	69.2%	255	85.3%	Y
2017-2018	19	64733	0131722	Los Angeles	Los Angeles Unified	Fenton Charter Leadership Academy	Unified School Dis	Elementary Scho	Traditional	N/A	Yes	1613	Directly fu	Y	K	5	288	178	61.8%	225	78.1%	273	168	61.5%	213	78.0%	Y
2017-2018	19	64733	0131771	Los Angeles	Los Angeles Unified	KIPP Ignite Academy	Unified School Dis	Elementary Scho	Traditional	N/A	Yes	1720	Directly fu	Y	K	4	347	297	85.6%	329	94.8%	338	289	85.5%	320	94.7%	Y
2017-2018	19	64733	0131797	Los Angeles	Los Angeles Unified	KIPP Promesa Prep	Unified School Dis	Elementary Scho	Traditional	N/A	Yes	1721	Directly fu	Y	K	4	336	262	78.0%	308	91.7%	326	255	78.2%	300	92.0%	Y
2017-2018	19	64733	0131821	Los Angeles	Los Angeles Unified	Collegiate Charter High of Los Angeles	Unified School Dis	High Schools (Pu	Traditional	N/A	Yes	1722	Directly fu	Y	9	12	136	108	79.4%	118	86.8%	136	108	79.4%	118	86.8%	Y
2017-2018	19	64733	0131839	Los Angeles	Los Angeles Unified	Summit Preparatory Charter	Unified School Dis	Elementary Scho	Traditional	N/A	Yes	1615	Directly fu	Y	4	8	177	146	82.5%	148	83.6%	177	146	82.5%	148	83.6%	Y
2017-2018	19	64733	0131847	Los Angeles	Los Angeles Unified	Public Policy Charter	Unified School Dis	Intermediate/Midd	Traditional	N/A	Yes	1703	Directly fu	Y	5	8	139	126	90.6%	135	97.1%	139	126	90.6%	135	97.1%	Y
2017-2018	19	64733	0131870	Los Angeles	Los Angeles Unified	Resolute Academy Charter	Unified School Dis	Intermediate/Midd	Traditional	N/A	Yes	1642	Directly fu	Y	5	8	243	218	89.7%	226	93.0%	243	218	89.7%	226	93.0%	Y
2017-2018	19	64733	0131904	Los Angeles	Los Angeles Unified	Libertas College Preparatory Charter	Unified School Dis	Elementary Scho	Traditional	N/A	Yes	1711	Directly fu	Y	4	8	220	199	90.5%	208	94.5%	220	199	90.5%	208	94.5%	Y
2017-2018	19	64733	0132027	Los Angeles	Los Angeles Unified	University Preparatory Value High	Unified School Dis	High Schools (Pu	Traditional	N/A	Yes	1723	Directly fu	Y	9	12	341	288	84.5%	311	91.2%	335	285	85.1%	307	91.6%	Y
2017-2018	19	64733	0132084	Los Angeles	Los Angeles Unified	Alliance Marine - Innovation and Technolo	Unified School Dis	K-12 Schools (Pu	Traditional	N/A	Yes	1738	Directly fu	Y	6	12	558	429	76.9%	499	89.4%	558	429	76.9%	499	89.4%	Y
2017-2018	19	64733	0132126	Los Angeles	Los Angeles Unified	Bert Corona Charter High	Unified School Dis	High Schools (Pu	Traditional	N/A	Yes	1724	Directly fu	Y	9	12	203	150	73.9%	164	80.8%	201	150	74.6%	163	81.1%	Y
2017-2018	19	64733	0132282	Los Angeles	Los Angeles Unified	Ednovate - USC East College Prep	Unified School Dis	High Schools (Pu	Traditional	N/A	Yes	1702	Directly fu	Y	9	12	284	211	74.3%	247	87.0%	284	211	74.3%	247	87.0%	Y
2017-2018	19	64733	0133272	Los Angeles	Los Angeles Unified	PUC Triumph Charter Academy and PUC	Unified School Dis	K-12 Schools (Pu	Traditional	N/A	Yes	0797	Directly fu	Y	6	12	778	549	70.6%	621	79.8%	770	543	70.5%	615	79.9%	Y
2017-2018	19	64733	0133280	Los Angeles	Los Angeles Unified	PUC Nueva Esperanza Charter Academy	Unified School Dis	K-12 Schools (Pu	Traditional	N/A	Yes	1092	Directly fu	Y	6	12	541	353	65.2%	381	70.4%	541	353	65.2%	381	70.4%	Y
2017-2018	19	64733	0133298	Los Angeles	Los Angeles Unified	PUC CALS Middle School and Early Colle	Unified School Dis	K-12 Schools (Pu	Traditional	N/A	Yes	0331	Directly fu	Y	6	12	563	444	78.9%	493	87.6%	556	438	78.8%	487	87.6%	Y
2017-2018	19	64733	0133603	Los Angeles	Los Angeles Unified	Girls Academic Leadership Academy (GAI	Unified School Dis	K-12 Schools (Pu	Traditional	N/A	No	N/A	N/A	N	6	12	319	132	41.4%	151	47.3%	319	132	41.4%	151	47.3%	Y
2017-2018	19	64733	0133686	Los Angeles	Los Angeles Unified	Equitas Academy 4	Unified School Dis	Elementary Scho	Traditional	N/A	Yes	1785	Directly fu	Y	5	8	76	68	89.5%	72	94.7%	76	68	89.5%	72	94.7%	Y
2017-2018	19	64733	0133694	Los Angeles	Los Angeles Unified	Valor Academy Elementary	Unified School Dis	Elementary Scho	Traditional	N/A	Yes	1787	Directly fu	Y	K	4	206	135	65.5%	178	86.4%	194	128	66.0%	167	86.1%	Y
2017-2018	19	64733	0133702	Los Angeles	Los Angeles Unified	New Los Angeles Charter Elementary	Unified School Dis	Elementary Scho	Traditional	N/A	Yes	1788	Directly fu	Y	K	5	162	127	78.4%	140	86.4%	147	119	81.0%	131	89.1%	Y
2017-2018	19	64733	0133710	Los Angeles	Los Angeles Unified	Girls Athletic Leadership School Los Ange	Unified School Dis	Intermediate/Midd	Traditional	N/A	Yes	1791	Directly fu	Y	6	8	196	154	78.6%	161	82.1%	196	154	78.6%	161	82.1%	Y
2017-2018	19	64733	0133736	Los Angeles	Los Angeles Unified	Millikan Science, Technology, Engineerin	Unified School Dis	K-12 Schools (Pu	Traditional	N/A	No	N/A	N/A	N	6	12	204	44	21.6%	55	27.0%	204	44	21.6%	55	27.0%	Y
2017-2018	19	64733	0133744	Los Angeles	Los Angeles Unified	Fourth Street Primary Center	Unified School Dis	Elementary Scho	Traditional	N/A	No	N/A	N/A	N	K	1	272	232	85.3%	248	91.2%	234	207	88.5%	222	94.9%	Y
2017-2018	19	64733	0133868	Los Angeles	Los Angeles Unified	Rise Kohyang High	Unified School Dis	High Schools (Pu	Traditional	N/A	Yes	1786	Directly fu	Y	9	12	172	114	66.3%	149	86.6%	172	114	66.3%	149	86.6%	Y
2017-2018	19	64733	0133884	Los Angeles	Los Angeles Unified	California Collegiate Charter	Unified School Dis	K-12 Schools (Pu	Traditional	N/A	Yes	1771	Directly fu	Y	6	10	159	133	83.6%	140	88.1%	159	133	83.6%	140	88.1%	Y
2017-2018	19	64733	0134023	Los Angeles	Los Angeles Unified	Animo Florence-Firestone Charter Middle	Unified School Dis	Intermediate/Midd	Traditional	N/A	Yes	1794	Directly fu	Y	6	8	276	267	96.7%	276	100.0%	276	267	96.7%	276	100.0%	Y
2017-2018	19	64733	0134148	Los Angeles	Los Angeles Unified	The City	Unified School Dis	K-12 Schools (Pu	Traditional	N/A	Yes	1710	Directly fu	Y	6	12	351	68	19.4%	85	24.2%	348	68	19.5%	85	24.4%	Y
2017-2018	19	64733	0134205	Los Angeles	Los Angeles Unified	Arts in Action Community Middle	Unified School Dis	Intermediate/Midd	Traditional	N/A	Yes	1806	Directly fu	Y	6	8	122	116	95.1%	118	96.7%	122	116	95.1%	118	96.7%	Y
2017-2018	19	64733	0135129	Los Angeles	Los Angeles Unified	PUC International Preparatory Academy	Unified School Dis	Elementary Scho	Traditional	N/A	Yes	1820	Directly fu	Y	K	8	84	40	47.6%	51	60.7%	73	38	52.1%	48	65.8%	Y
2017-2018	19	64733	0135509	Los Angeles	Los Angeles Unified	Gabriella Charter 2	Unified School Dis	Elementary Scho	Traditional	N/A	Yes	1853	Directly fu	Y	K	8	126	104	82.5%	116	92.1%	119	100	84.0%	111	93.3%	Y
2017-2018	19	64733	0135517	Los Angeles	Los Angeles Unified	KIPP Corazon Academy	Unified School Dis	Elementary Scho	Traditional	N/A	Yes	1855	Directly fu	Y	K	8	221	151	68.3%	195	88.2%	199	136	68.3%	177	88.9%	Y
2017-2018	19	64733	0135616	Los Angeles	Los Angeles Unified	Crete Academy	Unified School Dis	Elementary Scho	Traditional	N/A	Yes	1854	Directly fu	Y	K	6	124	110	88.7%	112	90.3%	113	100	88.5%	102	90.3%	Y
2017-2018	19	64733	0135632	Los Angeles	Los Angeles Unified	WISH Academy High	Unified School Dis	High Schools (Pu	Traditional	N/A	Yes	1863	Directly fu	Y	9	12	74	21	28.4%	32	43.2%	74	21	28.4%	32	43.2%	Y
2017-2018	19	64733	0135681	Los Angeles	Los Angeles Unified	Horace Mann UCLA Community	Unified School Dis	K-12 Schools (Pu	Traditional	CEP	No	N/A	N/A	N	K	12	394	286	72.6%	288	73.1%	394	286	72.6%	288	73.1%	Y
2017-2018	19	64733	0135707	Los Angeles	Los Angeles Unified	New Middle School Pathway	Unified School Dis	Intermediate/Midd	Traditional	N/A	No	N/A	N/A	N	6	8	111	40	36.0%	52	46.8%	111	40	36.0%	52	46.8%	Y
2017-2018	19	64733	0135715	Los Angeles	Los Angeles Unified	Ednovate - USC Esperanza College Prep	Unified School Dis	High Schools (Pu	Traditional	N/A	Yes	1842	Directly fu	Y	9	12	72	59	81.9%	67	93.1%	72	59	81.9%	67	93.1%	Y
2017-2018	19	64733	0135723	Los Angeles	Los Angeles Unified	Ednovate - USC College Prep, Pico-Union	Unified School Dis	High Schools (Pu	Traditional	N/A	Yes	1843	Directly fu	Y	9	12	106	85	80.2%	99	93.4%	106	85	80.2%	99	93.4%	Y
2017-2018	19	64733	0135855	Los Angeles	Los Angeles Unified	Maywood Center for Enriched Studies	Unified School Dis	K-12 Schools (Pu	Traditional	N/A	No	N/A	N/A	N	6	12	1048	834	79.6%	957	91.3%	1048	834	79.6%	957	91.3%	Y
2017-2018	19	64733	0135921	Los Angeles	Los Angeles Unified	WISH Community	Unified School Dis	Elementary Scho	Traditional	N/A	Yes	1627	Directly fu	Y	K	8	739	128	17.3%	167	22.6%	719	124	17.2%	163	22.7%	Y
2017-2018	19	64733	0135996	Los Angeles	Los Angeles Unified	Boys Academic Leadership Academy	Unified School Dis	K-12 Schools (Pu	Traditional	N/A	No	N/A	N/A	N	6	12	91	69	75.8%	75	82.4%	91	69	75.8%	75	82.4%	Y
2017-2018	19	64733	1930064	Los Angeles	Los Angeles Unified	William Tell Aggeler Opportunity High	Unified School Dis	Opportunity Scho	Opportunity Sc	N/A	No	N/A	N/A	N	7	12	92	72	78.3%	76	82.6%	59	48	81.4%	51	86.4%	Y
2017-2018	19	64733	1930296	Los Angeles	Los Angeles Unified	Harris Newmark Continuation	Unified School Dis	Continuation High	Continuation S	N/A	No	N/A	N/A	N	9	12	175	165	94.3%	173	98.9%	96	92	95.8%	95	99.0%	Y
2017-2018	19	64733	1930387	Los Angeles	Los Angeles Unified	Central High	Unified School Dis	Continuation High	Continuation S	N/A	No	N/A	N/A	N	9	12	503	437	86.9%	456	90.7%	220	199	90.5%	204	92.7%	Y
2017-2018	19	64733	1930403	Los Angeles	Los Angeles Unified	Whitney Young Continuation	Unified School Dis	Continuation High	Continuation S	N/A	No	N/A	N/A	N	9	12	63	49	77.8%	52	82.5%	50	39	78.0%	40	80.0%	Y
2017-2018	19	64733	1930429	Los Angeles	Los Angeles Unified	View Park Continuation	Unified School Dis	Continuation High	Continuation S	N/A	No	N/A	N/A	N	9	12	66	45	68.2%	45	68.2%	46	32	69.6%	32	69.6%	Y
2017-2018	19	64733	1930486	Los Angeles	Los Angeles Unified	Moneta Continuation	Unified School Dis	Continuation High	Continuation S	N/A	No	N/A	N/A	N	9	12	49	37	75.5%	41	83.7%	37	31	83.8%	34	91.9%	Y
2017-2018	19	64733	1930551	Los Angeles	Los Angeles Unified	San Antonio Continuation	Unified School Dis	Continuation High	Continuation S	N/A	No	N/A	N/A	N	9	12	130	123	94.6%	126	96.9%	86	80	93.0%	83	96.5%	Y
2017-2018	19	64733	1930577	Los Angeles	Los Angeles Unified	Pueblo de Los Angeles Continuation	Unified School Dis	Continuation High	Continuation S	N/A	No	N/A	N/A	N	9	12	58	50	86.2%	50	86.2%	42	35	83.3%	35	83.3%	Y
2017-2018	19	64733	1930619	Los Angeles	Los Angeles Unified	Harold McAlister High (Opportunity)	Unified School Dis	Opportunity Scho	Opportunity Sc	N/A	No	N/A	N/A	N	6	12	129	117	90.7%	117	90.7%	76	73	96.1%	73	96.1%	Y
2017-2018	19	64733	1930650	Los Angeles	Los Angeles Unified	Phineas Banning Senior High	Unified School Dis	High Schools (Pu	Traditional	N/A	No	N/A	N/A	N	9	12	2441	1971	80.7%	2196	90.0%	2366	1909	80.7%	2129	90.0%	Y
2017-2018	19	64733	1930692	Los Angeles	Los Angeles Unified	Thomas Riley High	Unified School Dis	Alternative Schoo	Alternative Sch	N/A	No	N/A	N/A	N	7	12	66	63	95.5%	65	98.5%	49	46	93.9%	48	98.0%	Y
2017-2018	19	64733	1930734	Los Angeles	Los Angeles Unified	Angel's Gate (Continuation)	Unified School Dis	Continuation High	Continuation S	N/A	No	N/A	N/A	N	9	12	75	55	73.3%	62	82.7%	57	40	70.2%	46	80.7%	Y
2017-2018	19	64733	1930783	Los Angeles	Los Angeles Unified	Phoenix Continuation	Unified School Dis	Continuation High	Continuation S	N/A	No	N/A	N/A	N	9	12	75	52	69.3%	60	80.0%	46	33	71.7%	36	78.3%	Y
2017-2018	19	64733	1930791	Los Angeles	Los Angeles Unified	Mt. Lukens Continuation	Unified School Dis	Continuation High	Continuation S	N/A	No	N/A	N/A	N	9	12	54	39	72.2%	42	77.8%	31	23	74.2%	24	77.4%	Y
2017-2018	19	64733	1930866	Los Angeles	Los Angeles Unified	Bell Senior High	Unified School Dis	High Schools (Pu	Traditional	CEP	No	N/A	N/A	N	9	12	2609	2206	84.6%	2451	93.9%	2530	2135	84.4%	2376	93.9%	Y
2017-2018	19	64733	1930924	Los Angeles	Los Angeles Unified	Belmont Senior High	Unified School Dis	High Schools (Pu	Traditional	CEP	No	N/A	N/A	N	9	12	973	822	84.5%	865	88.9%	807	695	86.1%	728	90.2%	Y
2017-2018	19	64733	1930940	Los Angeles	Los Angeles Unified	John R. Wooden High	Unified School Dis	Continuation High	Continuation S	N/A	No	N/A	N/A	N	9	12	99	92	92.9%	98	99.0%	67	63	94.0%	67	100.0%	Y
2017-2018	19	64733	1930973	Los Angeles	Los Angeles Unified	Simon Rodia Continuation	Unified School Dis	Continuation High	Continuation S	N/A	No	N/A	N/A	N	9	12	178	146	82.0%	165	92.7%	148	121	81.8%	136	91.9%	Y
2017-2018	19	64733	1931047	Los Angeles	Los Angeles Unified	Birmingham Community Charter High	Unified School Dis	High Schools (Pu	Traditional	N/A	Yes	1119	Directly fu	Y	9	12	3154	2311	73.3%	2659	84.3%	3047	2234	73.3%	2571	84.4%	Y
2017-2018	19	64733	1931054	Los Angeles	Los Angeles Unified	Westside Global Awareness Magnet	Unified School Dis	Alternative Schoo	Alternative Sch	N/A	No	N/A	N/A	N	K	8	380	276	72.6%	313	82.4%	380	276	72.6%	313	82.4%	Y
2017-2018	19	64733	1931070	Los Angeles	Los Angeles Unified	Mid-City's Prescott School of Enriched Sc	Unified School Dis	Alternative Schoo	Alternative Sch	N/A	No	N/A	N/A	N	K	8	248	166	66.9%	202	81.5%	248	166	66.9%	202	81.5%	Y
2017-2018	19	64733	1931336	Los Angeles	Los Angeles Unified	Cheviot Hills Continuation	Unified School Dis	Continuation High	Continuation S	N/A	No	N/A	N/A	N	9	12	59	37	62.7%	40	67.8%	48	30	62.5%	33	68.8%	Y
2017-2018	19	64733	1931377	Los Angeles	Los Angeles Unified	Amelia Earhart Continuation	Unified School Dis	Continuation High	Continuation S	N/A	No	N/A	N/A	N	9	12	87	66	75.9%	74	85.1%	55	44	80.0%	49	89.1%	Y
2017-2018	19	64733	1931385	Los Angeles	Los Angeles Unified	Albert Einstein Continuation	Unified School Dis	Continuation High	Continuation S	N/A	No	N/A	N/A	N	9	12	60	54	90.0%	55	91.7%	45	40	88.9%	41	91.1%	Y
2017-2018	19	64733	1931393	Los Angeles	Los Angeles Unified	Highland Park Continuation	Unified School Dis	Continuation High	Continuation S	N/A	No	N/A	N/A	N	9	12	71	54	76.1%	58	81.7%	52	43	82.7%	45	86.5%	Y
2017-2018	19	64733	1931435	Los Angeles	Los Angeles Unified	Robert H. Lewis Continuation	Unified School Dis	Continuation High	Continuation S	N/A	No	N/A	N/A	N	9	12	68	54	79.4%	58	85.3%	37	27	73.0%	29	78.4%	Y
2017-2018	19	64733	1931450	Los Angeles	Los Angeles Unified	Jack London Continuation	Unified School Dis	Continuation High	Continuation S	N/A	No	N/A	N/A	N	9	12	106	105	99.1%	105	99.1%	55	54	98.2%	54	98.2%	Y
2017-2018	19	64733	1931468	Los Angeles	Los Angeles Unified	Metropolitan Continuation	Unified School Dis	Continuation High	Continuation S	N/A	No	N/A	N/A	N	9	12	84	78	92.9%	80	95.2%	57	53	93.0%	55	96.5%	Y
2017-2018	19	64733	1931476	Los Angeles	Los Angeles Unified	Canoga Park Senior High	Unified School Dis	High Schools (Pu	Traditional	N/A	No	N/A	N/A	N	9	12	1415	1129	79.8%	1250	88.3%	1325	1058	79.8%	1173	88.5%	Y
2017-2018	19	64733	1931484	Los Angeles	Los Angeles Unified	Mission Continuation	Unified School Dis	Continuation High	Continuation S	N/A	No	N/A	N/A	N	9	12	65	62	95.4%	64	98.5%	38	36	94.7%	38	100.0%	Y
2017-2018	19	64733	1931500	Los Angeles	Los Angeles Unified	Owensmouth Continuation	Unified School Dis	Continuation High	Continuation S	N/A	No	N/A	N/A	N	9	12	99	80	80.8%	84	84.8%	56	46	82.1%	48	85.7%	Y
2017-2018	19	64733	1931518	Los Angeles	Los Angeles Unified	George S. Patton Continuation	Unified School Dis	Continuation High	Continuation S	N/A	No	N/A	N/A	N	9	12	63	48	76.2%	51	81.0%	49	39	79.6%	42	85.7%	Y
2017-2018	19	64733	1931526	Los Angeles	Los Angeles Unified	Carson Senior High	Unified School Dis	High Schools (Pu	Traditional	N/A	No	N/A	N/A	N	9	12	1520	922	60.7%	1071	70.5%	1480	889	60.1%	1036	70.0%	Y
2017-2018	19	64733	1931534	Los Angeles	Los Angeles Unified	Will Rogers Continuation	Unified School Dis	Continuation High	Continuation S	N/A	No	N/A	N/A	N	9	12	146	138	94.5%	140	95.9%	90	84	93.3%	86	95.6%	Y
2017-2018	19	64733	1931559	Los Angeles	Los Angeles Unified	Stoney Point Continuation	Unified School Dis	Continuation High	Continuation S	N/A	No	N/A	N/A	N	9	12	111	90	81.1%	97	87.4%	69	60	87.0%	64	92.8%	Y

2017-2018	19	64733	1931633	Los Angeles	Los Angeles Unified	Diane S. Leichman Career Preparatory an	Unified School Dis	Special Educatior	Special Educat	N/A	No	N/A	N/A	N	6	12	188	110	58.5%	135	71.8%	17	12	70.6%	12	70.6%	Y
2017-2018	19	64733	1931658	Los Angeles	Los Angeles Unified	Frank Lanterman	Unified School Dis	Special Educatior	Special Educat	CEP	No	N/A	N/A	N	6	12	52	42	80.8%	45	86.5%	51	41	80.4%	44	86.3%	Y
2017-2018	19	64733	1931682	Los Angeles	Los Angeles Unified	Zane Grey Continuation	Unified School Dis	Continuation High	Continuation S	N/A	No	N/A	N/A	N	9	12	76	55	72.4%	58	76.3%	44	34	77.3%	36	81.8%	Y
2017-2018	19	64733	1931690	Los Angeles	Los Angeles Unified	Independence Continuation	Unified School Dis	Continuation High	Continuation S	N/A	No	N/A	N/A	N	9	12	102	73	71.6%	76	74.5%	45	30	66.7%	31	68.9%	Y
2017-2018	19	64733	1931708	Los Angeles	Los Angeles Unified	Chatsworth Charter High	Unified School Dis	High Schools (Pu	Traditional	N/A	Yes	1581	Locally fu	N	9	12	1864	1093	58.6%	1279	68.6%	1804	1051	58.3%	1235	68.5%	Y
2017-2018	19	64733	1931716	Los Angeles	Los Angeles Unified	Valley Alternative Magnet	Unified School Dis	Alternative Schoo	Alternative Sch	N/A	No	N/A	N/A	N	K	12	588	388	66.0%	455	77.4%	588	388	66.0%	455	77.4%	Y
2017-2018	19	64733	1931856	Los Angeles	Los Angeles Unified	Whitman Continuation	Unified School Dis	Continuation High	Continuation S	N/A	No	N/A	N/A	N	9	12	68	54	79.4%	62	91.2%	30	22	73.3%	26	86.7%	Y
2017-2018	19	64733	1931864	Los Angeles	Los Angeles Unified	Grover Cleveland Charter High	Unified School Dis	High Schools (Pu	Traditional	N/A	Yes	1571	Locally fu	N	9	12	3158	1822	57.7%	2098	66.4%	3013	1708	56.7%	1972	65.4%	Y
2017-2018	19	64733	1931930	Los Angeles	Los Angeles Unified	Avalon High	Unified School Dis	Continuation High	Continuation S	N/A	No	N/A	N/A	N	9	12	83	72	86.7%	77	92.8%	51	43	84.3%	47	92.2%	Y
2017-2018	19	64733	1931955	Los Angeles	Los Angeles Unified	Ellington (Duke) High (Continuation)	Unified School Dis	Continuation High	Continuation S	N/A	No	N/A	N/A	N	9	12	71	57	80.3%	62	87.3%	59	48	81.4%	52	88.1%	Y
2017-2018	19	64733	1931971	Los Angeles	Los Angeles Unified	John Hope Continuation	Unified School Dis	Continuation High	Continuation S	N/A	No	N/A	N/A	N	9	12	71	62	87.3%	63	88.7%	56	50	89.3%	51	91.1%	Y
2017-2018	19	64733	1931989	Los Angeles	Los Angeles Unified	Monterey Continuation	Unified School Dis	Continuation High	Continuation S	N/A	No	N/A	N/A	N	9	12	62	59	95.2%	61	98.4%	36	35	97.2%	35	97.2%	Y
2017-2018	19	64733	1931997	Los Angeles	Los Angeles Unified	Odyssey Continuation	Unified School Dis	Continuation High	Continuation S	N/A	No	N/A	N/A	N	9	12	113	99	87.6%	107	94.7%	59	53	89.8%	54	91.5%	Y
2017-2018	19	64733	1932128	Los Angeles	Los Angeles Unified	Crenshaw Science, Technology, Engineer	Unified School Dis	High Schools (Pu	Traditional	N/A	No	N/A	N/A	N	9	12	781	660	84.5%	698	89.4%	743	629	84.7%	666	89.6%	Y
2017-2018	19	64733	1932250	Los Angeles	Los Angeles Unified	Henry David Thoreau Continuation	Unified School Dis	Continuation High	Continuation S	N/A	No	N/A	N/A	N	9	12	96	77	80.2%	83	86.5%	66	51	77.3%	56	84.8%	Y
2017-2018	19	64733	1932318	Los Angeles	Los Angeles Unified	Eagle Tree Continuation	Unified School Dis	Continuation High	Continuation S	N/A	No	N/A	N/A	N	9	12	71	52	73.2%	57	80.3%	52	41	78.8%	46	88.5%	Y
2017-2018	19	64733	1932334	Los Angeles	Los Angeles Unified	Jane Addams Continuation	Unified School Dis	Continuation High	Continuation S	N/A	No	N/A	N/A	N	9	12	113	72	63.7%	86	76.1%	63	45	71.4%	56	88.9%	Y
2017-2018	19	64733	1932342	Los Angeles	Los Angeles Unified	Evergreen Continuation	Unified School Dis	Continuation High	Continuation S	N/A	No	N/A	N/A	N	9	12	74	59	79.7%	61	82.4%	38	34	89.5%	36	94.7%	Y
2017-2018	19	64733	1932383	Los Angeles	Los Angeles Unified	Susan Miller Dorsey Senior High	Unified School Dis	High Schools (Pu	Traditional	N/A	No	N/A	N/A	N	9	12	972	688	70.8%	722	74.3%	902	650	72.1%	682	75.6%	Y
2017-2018	19	64733	1932391	Los Angeles	Los Angeles Unified	West Hollywood Opportunity	Unified School Dis	Opportunity Scho	Opportunity Sc	N/A	No	N/A	N/A	N	7	12	43	31	72.1%	34	79.1%	35	26	74.3%	28	80.0%	Y
2017-2018	19	64733	1932540	Los Angeles	Los Angeles Unified	Eagle Rock High	Unified School Dis	High Schools (Pu	Traditional	N/A	No	N/A	N/A	N	7	12	2325	1154	49.6%	1429	61.5%	2275	1125	49.5%	1393	61.2%	Y
2017-2018	19	64733	1932623	Los Angeles	Los Angeles Unified	El Camino Real Charter High	Unified School Dis	High Schools (Pu	Traditional	N/A	Yes	1314	Directly fu	Y	9	12	3567	988	27.7%	1128	31.6%	3483	963	27.6%	1101	31.6%	Y
2017-2018	19	64733	1932821	Los Angeles	Los Angeles Unified	Boyle Heights Continuation	Unified School Dis	Continuation High	Continuation S	N/A	No	N/A	N/A	N	9	12	47	43	91.5%	44	93.6%	31	27	87.1%	28	90.3%	Y
2017-2018	19	64733	1932847	Los Angeles	Los Angeles Unified	Los Angeles Center for Enriched Studies	Unified School Dis	Alternative Schoo	Alternative Sch	N/A	No	N/A	N/A	N	6	12	1655	782	47.3%	951	57.5%	1643	778	47.4%	946	57.6%	Y
2017-2018	19	64733	1932888	Los Angeles	Los Angeles Unified	Downtown Business High	Unified School Dis	Alternative Schoo	Alternative Sch	CEP	No	N/A	N/A	N	9	12	1035	761	73.5%	847	81.8%	1016	748	73.6%	832	81.9%	Y
2017-2018	19	64733	1932896	Los Angeles	Los Angeles Unified	Arroyo Seco Museum Science	Unified School Dis	Alternative Schoo	Alternative Sch	CEP	No	N/A	N/A	N	K	8	557	395	70.9%	446	80.1%	557	395	70.9%	446	80.1%	Y
2017-2018	19	64733	1932920	Los Angeles	Los Angeles Unified	Fairfax Senior High	Unified School Dis	High Schools (Pu	Traditional	N/A	No	N/A	N/A	N	9	12	1918	1360	70.9%	1532	79.9%	1853	1316	71.0%	1482	80.0%	Y
2017-2018	19	64733	1932987	Los Angeles	Los Angeles Unified	John H. Francis Polytechnic	Unified School Dis	High Schools (Pu	Traditional	CEP	No	N/A	N/A	N	9	12	2766	2216	80.1%	2481	89.7%	2675	2137	79.9%	2397	89.6%	Y
2017-2018	19	64733	1933001	Los Angeles	Los Angeles Unified	King/Drew Medical Magnet High	Unified School Dis	Alternative Schoo	Alternative Sch	CEP	No	N/A	N/A	N	9	12	1573	1285	81.7%	1424	90.5%	1567	1279	81.6%	1418	90.5%	Y
2017-2018	19	64733	1933043	Los Angeles	Los Angeles Unified	Benjamin Franklin Senior High	Unified School Dis	K-12 Schools (Pu	Traditional	N/A	No	N/A	N/A	N	6	12	1407	1180	83.9%	1322	94.0%	1375	1150	83.6%	1291	93.9%	Y
2017-2018	19	64733	1933118	Los Angeles	Los Angeles Unified	John C. Fremont Senior High	Unified School Dis	High Schools (Pu	Traditional	Provision 2	No	N/A	N/A	N	9	12	1871	1732	92.6%	1797	96.0%	1773	1649	93.0%	1706	96.2%	Y
2017-2018	19	64733	1933233	Los Angeles	Los Angeles Unified	Sherman Oaks Center for Enriched Studie	Unified School Dis	Alternative Schoo	Alternative Sch	N/A	No	N/A	N/A	N	4	12	2085	954	45.8%	1194	57.3%	2075	949	45.7%	1188	57.3%	Y
2017-2018	19	64733	1933241	Los Angeles	Los Angeles Unified	Gardena Senior High	Unified School Dis	High Schools (Pu	Traditional	N/A	No	N/A	N/A	N	9	12	1431	1100	76.9%	1220	85.3%	1375	1053	76.6%	1169	85.0%	Y
2017-2018	19	64733	1933381	Los Angeles	Los Angeles Unified	James A. Garfield Senior High	Unified School Dis	High Schools (Pu	Traditional	CEP	No	N/A	N/A	N	9	12	2531	2129	84.1%	2343	92.6%	2458	2069	84.2%	2276	92.6%	Y
2017-2018	19	64733	1933746	Los Angeles	Los Angeles Unified	Granada Hills Charter High	Unified School Dis	High Schools (Pu	Traditional	N/A	Yes	0572	Directly fu	Y	9	12	4739	1612	34.0%	2312	48.8%	4653	1577	33.9%	2262	48.6%	Y
2017-2018	19	64733	1933795	Los Angeles	Los Angeles Unified	Ulysses S. Grant Senior High	Unified School Dis	High Schools (Pu	Traditional	N/A	No	N/A	N/A	N	9	12	1888	1440	76.3%	1591	84.3%	1799	1367	76.0%	1514	84.2%	Y
2017-2018	19	64733	1933852	Los Angeles	Los Angeles Unified	Alexander Hamilton Senior High	Unified School Dis	High Schools (Pu	Traditional	N/A	No	N/A	N/A	N	9	12	2637	1561	59.2%	1782	67.6%	2570	1520	59.1%	1732	67.4%	Y
2017-2018	19	64733	1934033	Los Angeles	Los Angeles Unified	Hollywood Senior High	Unified School Dis	High Schools (Pu	Traditional	N/A	No	N/A	N/A	N	9	12	1525	1176	77.1%	1308	85.8%	1489	1145	76.9%	1276	85.7%	Y
2017-2018	19	64733	1934157	Los Angeles	Los Angeles Unified	Huntington Park Senior High	Unified School Dis	High Schools (Pu	Traditional	CEP	No	N/A	N/A	N	9	12	1500	1319	87.9%	1416	94.4%	1434	1264	88.1%	1355	94.5%	Y
2017-2018	19	64733	1934371	Los Angeles	Los Angeles Unified	Thomas Jefferson Senior High	Unified School Dis	High Schools (Pu	Traditional	CEP	No	N/A	N/A	N	9	12	668	588	88.0%	616	92.2%	628	557	88.7%	584	93.0%	Y
2017-2018	19	64733	1934454	Los Angeles	Los Angeles Unified	David Starr Jordan Senior High	Unified School Dis	High Schools (Pu	Traditional	CEP	No	N/A	N/A	N	9	12	518	485	93.6%	500	96.5%	481	449	93.3%	464	96.5%	Y
2017-2018	19	64733	1935121	Los Angeles	Los Angeles Unified	Abraham Lincoln Senior High	Unified School Dis	High Schools (Pu	Traditional	N/A	No	N/A	N/A	N	9	12	1119	991	88.6%	1063	95.0%	1058	940	88.8%	1005	95.0%	Y
2017-2018	19	64733	1935352	Los Angeles	Los Angeles Unified	Los Angeles Senior High	Unified School Dis	High Schools (Pu	Traditional	N/A	No	N/A	N/A	N	9	12	1293	1014	78.4%	1111	85.9%	1210	955	78.9%	1046	86.4%	Y
2017-2018	19	64733	1935519	Los Angeles	Los Angeles Unified	Manual Arts Senior High	Unified School Dis	High Schools (Pu	Traditional	Provision 2	No	N/A	N/A	N	9	12	1408	1242	88.2%	1283	91.1%	1304	1158	88.8%	1197	91.8%	Y
2017-2018	19	64733	1935568	Los Angeles	Los Angeles Unified	John Marshall Senior High	Unified School Dis	High Schools (Pu	Traditional	N/A	No	N/A	N/A	N	9	12	2396	1547	64.6%	1816	75.8%	2331	1505	64.6%	1767	75.8%	Y
2017-2018	19	64733	1935717	Los Angeles	Los Angeles Unified	Joaquin Miller Career and Transition Cent	Unified School Dis	Special Educatior	Special Educat	N/A	No	N/A	N/A	N	6	12	249	133	53.4%	162	65.1%	11	7	63.6%	9	81.8%	Y
2017-2018	19	64733	1935865	Los Angeles	Los Angeles Unified	James Monroe High	Unified School Dis	High Schools (Pu	Traditional	CEP	No	N/A	N/A	N	9	12	2185	1882	86.1%	1996	91.4%	2027	1754	86.5%	1861	91.8%	Y
2017-2018	19	64733	1936160	Los Angeles	Los Angeles Unified	Nathaniel Narbonne Senior High	Unified School Dis	High Schools (Pu	Traditional	N/A	No	N/A	N/A	N	9	12	2195	1550	70.6%	1856	84.6%	2103	1474	70.1%	1771	84.2%	Y
2017-2018	19	64733	1936350	Los Angeles	Los Angeles Unified	North Hollywood Senior High	Unified School Dis	High Schools (Pu	Traditional	N/A	No	N/A	N/A	N	9	12	2501	1668	66.7%	1859	74.3%	2429	1612	66.4%	1800	74.1%	Y
2017-2018	19	64733	1937085	Los Angeles	Los Angeles Unified	Ramona Opportunity High	Unified School Dis	Opportunity Scho	Opportunity Sc	Provision 2	No	N/A	N/A	N	7	12	49	46	93.9%	46	93.9%	32	30	93.8%	30	93.8%	Y
2017-2018	19	64733	1937226	Los Angeles	Los Angeles Unified	Reseda Senior High	Unified School Dis	High Schools (Pu	Traditional	N/A	No	N/A	N/A	N	9	12	1522	1149	75.5%	1280	84.1%	1423	1072	75.3%	1198	84.2%	Y
2017-2018	19	64733	1937424	Los Angeles	Los Angeles Unified	Theodore Roosevelt Senior High	Unified School Dis	High Schools (Pu	Traditional	N/A	No	N/A	N/A	N	9	12	1267	1137	89.7%	1209	95.4%	1180	1060	89.8%	1131	95.8%	Y
2017-2018	19	64733	1937622	Los Angeles	Los Angeles Unified	San Fernando Senior High	Unified School Dis	High Schools (Pu	Traditional	N/A	No	N/A	N/A	N	9	12	2053	1635	79.6%	1875	91.3%	1978	1574	79.6%	1806	91.3%	Y
2017-2018	19	64733	1937838	Los Angeles	Los Angeles Unified	San Pedro Senior High	Unified School Dis	High Schools (Pu	Traditional	N/A	No	N/A	N/A	N	9	12	2437	1383	56.8%	1607	65.9%	2345	1326	56.5%	1545	65.9%	Y
2017-2018	19	64733	1938307	Los Angeles	Los Angeles Unified	South Gate Senior High	Unified School Dis	High Schools (Pu	Traditional	CEP	No	N/A	N/A	N	9	12	2734	2245	82.1%	2500	91.4%	2656	2185	82.3%	2434	91.6%	Y
2017-2018	19	64733	1938554	Los Angeles	Los Angeles Unified	Sylmar Charter High	Unified School Dis	High Schools (Pu	Traditional	N/A	Yes	1834	Locally fu	N	9	12	1663	1265	76.1%	1432	86.1%	1584	1200	75.8%	1359	85.8%	Y
2017-2018	19	64733	1938612	Los Angeles	Los Angeles Unified	Taft Charter High	Unified School Dis	High Schools (Pu	Traditional	N/A	Yes	1580	Locally fu	N	9	12	2364	1352	57.2%	1590	67.3%	2309	1310	56.7%	1545	66.9%	Y
2017-2018	19	64733	1938885	Los Angeles	Los Angeles Unified	University Senior High	Unified School Dis	High Schools (Pu	Traditional	N/A	No	N/A	N/A	N	9	12	1564	954	61.0%	1161	74.2%	1499	915	61.0%	1114	74.3%	Y
2017-2018	19	64733	1938968	Los Angeles	Los Angeles Unified	Van Nuys Senior High	Unified School Dis	High Schools (Pu	Traditional	CEP	No	N/A	N/A	N	9	12	2712	1954	72.1%	2182	80.5%	2605	1869	71.7%	2095	80.4%	Y
2017-2018	19	64733	1939040	Los Angeles	Los Angeles Unified	Venice Senior High	Unified School Dis	High Schools (Pu	Traditional	N/A	No	N/A	N/A	N	9	12	2038	1231	60.4%	1422	69.8%	1975	1199	60.7%	1383	70.0%	Y
2017-2018	19	64733	1939107	Los Angeles	Los Angeles Unified	Verdugo Hills Senior High	Unified School Dis	High Schools (Pu	Traditional	N/A	No	N/A	N/A	N	9	12	1283	818	63.8%	978	76.2%	1252	795	63.5%	954	76.2%	Y
2017-2018	19	64733	1939305	Los Angeles	Los Angeles Unified	George Washington Preparatory High	Unified School Dis	High Schools (Pu	Traditional	CEP	No	N/A	N/A	N	9	12	888	779	87.7%	808	91.0%	841	738	87.8%	765	91.0%	Y
2017-2018	19	64733	1939479	Los Angeles	Los Angeles Unified	WESM Health/Sports Medicine	Unified School Dis	High Schools (Pu	Traditional	N/A	No	N/A	N/A	N	9	12	965	602	62.4%	710	73.6%	949	593	62.5%	700	73.8%	Y
2017-2018	19	64733	1939784	Los Angeles	Los Angeles Unified	Joseph Pomeroy Widney Career Preparat	Unified School Dis	Special Educatior	Special Educat	N/A	No	N/A	N/A	N	6	12	323	203	62.8%	214	66.3%	26	19	73.1%	19	73.1%	Y
2017-2018	19	64733	1939859	Los Angeles	Los Angeles Unified	Woodrow Wilson Senior High	Unified School Dis	High Schools (Pu	Traditional	N/A	No	N/A	N/A	N	9	12	1488	1263	84.9%	1380	92.7%	1446	1225	84.7%	1341	92.7%	Y
2017-2018	19	64733	1939941	Los Angeles	Los Angeles Unified	John F. Kennedy High	Unified School Dis	High Schools (Pu	Traditional	N/A	No	N/A	N/A	N	9	12	2214	1383	62.5%	1733	78.3%	2152	1344	62.5%	1683	78.2%	Y
2017-2018	19	64733	1995448	Los Angeles	Los Angeles Unified	Francisco Bravo Medical Magnet High	Unified School Dis	Alternative Schoo	Alternative Sch	CEP	No	N/A	N/A	N	9	12	1861	1447	77.8%	1655	88.9%	1855	1443	77.8%	1649	88.9%	Y
2017-2018	19	64733	1995794	Los Angeles	Los Angeles Unified	Youth Opportunities Unlimited	Unified School Dis	Alternative Schoo	Alternative Sch	N/A	No	N/A	N/A	N	9	12	290	277	95.5%	282	97.2%	226	214	94.7%	219	96.9%	Y
2017-2018	19	64733	1995836	Los Angeles	Los Angeles Unified	Palisades Charter High	Unified School Dis	High Schools (Pu	Traditional	N/A	Yes	0037	Directly fu	Y	9	12	3056	884	28.9%	1043	34.1%	2961	860	29.0%	1016	34.3%	Y
2017-2018	19	64733	1996073	Los Angeles	Los Angeles Unified	Tri-C Community Day	Unified School Dis	District Communi	Community Da	N/A	No	N/A	N/A	N	7	12	263	223	84.8%	234	89.0%	202	172	85.1%	179	88.6%	Y
2017-2018	19	64733	1996115	Los Angeles	Los Angeles Unified	City of Angels	Unified School Dis	Alternative Schoo	Alternative Sch	N/A	No	N/A	N/A	N	K	12	1711	1198	70.0%	1276	74.6%	1526	1065	69.8%	1138	74.6%	Y
2017-2018	19	64733	1996610	Los Angeles	Los Angeles Unified	Los Angeles Leadership Academy	Unified School Dis	K-12 Schools (Pu	Traditional	N/A	Yes	0461	Directly fu	Y	6	12	505	293	58.0%	293	58.0%	503	292	58.1%	292	58.1%	Y
2017-2018	19	64733	1996651	Los Angeles	Los Angeles Unified	CDS Secondary	Unified School Dis	District Communi	Community Da	N/A	No	N/A	N/A	N	6	12	35	30	85.7%	30	85.7%	35	30	85.7%	30	85.7%	Y
2017-2018	19	64733	6015705	Los Angeles	Los Angeles Unified	Albion Street Elementary	Unified School Dis	Elementary Scho	Traditional	CEP	No	N/A	N/A	N	K	6	227	203	89.4%	212	93.4%	225	201	89.3%	210	93.3%	Y
2017-2018	19	64733	6015713	Los Angeles	Los Angeles Unified	Aldama Elementary	Unified School Dis	Elementary Scho	Traditional	CEP	No	N/A	N/A	N	K	6	517	363	70.2%	401	77.6%	487	344	70.6%	381	78.2%	Y
2017-2018	19	64733	6015721	Los Angeles	Los Angeles Unified	Alexandria Avenue Elementary	Unified School Dis	Elementary Scho	Traditional	Provision 2	No	N/A	N/A	N	K	5	729	644	88.3%	676	92.7%	666	599	89.9%	631	94.7%	Y
2017-2018	19	64733	6015739	Los Angeles	Los Angeles Unified	Allesandro Elementary	Unified School Dis	Elementary Scho	Traditional	CEP	No	N/A	N/A	N	K	6	399	270	67.7%	319	79.9%	369	260	70.5%	309	83.7%	Y
2017-2018	19	64733	6015747	Los Angeles	Los Angeles Unified	Alta Loma Elementary	Unified School Dis	Elementary Scho	Traditional	N/A	No	N/A	N/A	N	K	5	513	449	87.5%	480	93.6%	479	425	88.7%	455	95.0%	Y
2017-2018	19	64733	6015754	Los Angeles	Los Angeles Unified	Ambler Avenue Elementary	Unified School Dis	Elementary Scho	Traditional	N/A	No	N/A	N/A	N	K	5	592	399	67.4%	471	79.6%	552	386	69.9%	455	82.4%	Y
2017-2018	19	64733	6015762	Los Angeles	Los Angeles Unified	Amestoy Elementary	Unified School Dis	Elementary Scho	Traditional	CEP	No	N/A	N/A	N	K	5	767	607	79.1%	682	88.9%	758	600	79.2%	675	89.1%	Y
2017-2018	19	64733	6015770	Los Angeles	Los Angeles Unified	Anatola Avenue Elementary	Unified School Dis	Elementary Scho	Traditional	CEP	No	N/A	N/A	N	K	5	446	338	75.8%	382	85.7%	413	322	78.0%	366	88.6%	Y
2017-2018	19	64733	6015796	Los Angeles	Los Angeles Unified	Andasol Avenue Elementary	Unified School Dis	Elementary Scho	Traditional	N/A	No	N/A	N/A	N	K	5	414	222	53.6%	270	65.2%	408	219	53.7%	266	65.2%	Y
2017-2018	19	64733	6015804	Los Angeles	Los Angeles Unified	Angeles Mesa Elementary	Unified School Dis	Elementary Scho	Traditional	CEP	No	N/A	N/A	N	K	5	395	339	85.8%	352	89.1%	370	330	89.2%	343	92.7%	Y
2017-2018	19	64733	6015812	Los Angeles	Los Angeles Unified	Ann Street Elementary	Unified School Dis	Elementary Scho	Traditional	CEP	No	N/A	N/A	N	K	6	99	96	97.0%	97	98.0%	99	96	97.0%	97	98.0%	Y
2017-2018	19	64733	6015820	Los Angeles	Los Angeles Unified	Annalee Avenue Elementary	Unified School Dis	Elementary Scho	Traditional	N/A	No	N/A	N/A	N	K	6	226	159	70.4%	185	81.9%	220	154	70.0%	179	81.4%	Y
2017-2018	19	64733	6015838	Los Angeles	Los Angeles Unified	Annandale Elementary	Unified School Dis	Elementary Scho	Traditional	CEP	No	N/A	N/A	N	K	6	172	138	80.2%	150	87.2%	163	130	79.8%	142	87.1%	Y
2017-2018	19	64733	6015846	Los Angeles	Los Angeles Unified	Apperson Street Elementary	Unified School Dis	Elementary Scho	Traditional	N/A	No	N/A	N/A	N	K	5	439	212	48.3%	248	56.5%	409	199	48.7%	235	57.5%	Y
2017-2018	19	64733	6015853	Los Angeles	Los Angeles Unified	Aragon Avenue Elementary	Unified School Dis	Elementary Scho	Traditional	Provision 2	No	N/A	N/A	N	K	5	316	266	84.2%	287	90.8%	291	251	86.3%	270	92.8%	Y
2017-2018	19	64733	6015861	Los Angeles	Los Angeles Unified	Arlington Heights Elementary	Unified School Dis	Elementary Scho	Traditional	N/A	No	N/A	N/A	N	K	5	455	424	93.2%	433	95.2%	429	405	94.4%	414	96.5%	Y
2017-2018	19	64733	6015879	Los Angeles	Los Angeles Unified	Arminta Street Elementary	Unified School Dis	Elementary Scho	Traditional	CEP	No	N/A	N/A	N	K	5	462	385	83.3%	426	92.2%	438	371	84.7%	412	94.1%	Y
2017-2018	19	64733	6015887	Los Angeles	Los Angeles Unified	Ascot Avenue Elementary	Unified School Dis	Elementary Scho	Traditional	CEP	No	N/A	N/A	N	K	5	870	801	92.1%	830	95.4%	807	754	93.4%	783	97.0%	Y
2017-2018	19	64733	6015895	Los Angeles	Los Angeles Unified	Atwater Avenue Elementary	Unified School Dis	Elementary Scho	Traditional	N/A	No	N/A	N/A	N	K	6	307	218	71.0%	243	79.2%	282	203	72.0%	227	80.5%	Y
2017-2018	19	64733	6015903	Los Angeles	Los Angeles Unified	Avalon Gardens Elementary	Unified School Dis	Elementary Scho	Traditional	CEP	No	N/A	N/A	N	K	6	217	187	86.2%	199	91.7%	213	185	86.9%	197	92.5%	Y
2017-2018	19	64733	6015929	Los Angeles	Los Angeles Unified	Baldwin Hills Elementary	Unified School Dis	Elementary Scho	Traditional	N/A	No	N/A	N/A	N	K	5	387	256	66.1%	282	72.9%	375	250	66.7%	276	73.6%	Y
2017-2018	19	64733	6015945	Los Angeles	Los Angeles Unified	Bandini Street Elementary	Unified School Dis	Elementary Scho	Traditional	CEP	No	N/A	N/A	N	K	6	330	260	78.8%	286	86.7%	302	245	81.1%	271	89.7%	Y
2017-2018	19	64733	6015952	Los Angeles	Los Angeles Unified	Barton Hill Elementary	Unified School Dis	Elementary Scho	Traditional	CEP	No	N/A	N/A	N	K	6	628	570	90.8%	583	92.8%	595	551	92.6%	564	94.8%	Y
2017-2018	19	64733	6015960	Los Angeles	Los Angeles Unified	Bassett Street Elementary	Unified School Dis	Elementary Scho	Traditional	CEP	No	N/A	N/A	N	K	5	804	708	88.1%	747	92.9%	765	681	89.0%	719	94.0%	Y
2017-2018	19	64733	6015978	Los Angeles	Los Angeles Unified	Beachy Avenue Elementary	Unified School Dis	Elementary Scho	Traditional	CEP	No	N/A	N/A	N	K	5	529	423	80.0%	469	88.7%	507	411	81.1%	457	90.1%	Y
2017-2018	19	64733	6015986	Los Angeles	Los Angeles Unified	Beckford Charter for Enriched Studies	Unified School Dis	Elementary Scho	Traditional	N/A	Yes	1344	Locally fu	N	K	5	606	116	19.1%	144	23.8%	597	115	19.3%	143	24.0%	Y
2017-2018	19	64733	6015994	Los Angeles	Los Angeles Unified	Beethoven Street Elementary	Unified School Dis	Elementary Scho	Traditional	N/A	No	N/A	N/A	N	K	5	345	171	49.6%	185	53.6%	334	165	49.4%	179	53.6%	Y
2017-2018	19	64733	6016018	Los Angeles	Los Angeles Unified	Belvedere Elementary	Unified School Dis	Elementary Scho	Traditional	CEP	No	N/A	N/A	N	K	5	741	675	91.1%	707	95.4%	709	653	92.1%	685	96.6%	Y
2017-2018	19	64733	6016026	Los Angeles	Los Angeles Unified	Bertrand Avenue Elementary	Unified School Dis	Elementary Scho	Traditional	CEP	No	N/A	N/A	N	K	5	407	319	78.4%	350	86.0%	376	304	80.9%	335	89.1%	Y
2017-2018	19	64733	6016034	Los Angeles	Los Angeles Unified	Blythe Street Elementary	Unified School Dis	Elementary Scho	Traditional	CEP	No	N/A	N/A	N	K	5	460	382	83.0%	410	89.1%	430	364	84.7%	392	91.2%	Y
2017-2018	19	64733	6016042	Los Angeles	Los Angeles Unified	Bonita Street Elementary	Unified School Dis	Elementary Scho	Traditional	N/A	No	N/A	N/A	N	K	5	532	318	59.8%	387	72.7%	507	308	60.7%	375	74.0%	Y
2017-2018	19	64733	6016059	Los Angeles	Los Angeles Unified	Braddock Drive Elementary	Unified School Dis	Elementary Scho	Traditional	CEP	No	N/A	N/A	N	K	5	448	262	58.5%	285	63.6%	441	259	58.7%	282	63.9%	Y
2017-2018	19	64733	6016067	Los Angeles	Los Angeles Unified	Brainard Elementary	Unified School Dis	Elementary Scho	Traditional	N/A	No	N/A	N/A	N	K	5	157	107	68.2%	124	79.0%	152	104	68.4%	120	78.9%	Y
2017-2018	19	64733	6016075	Los Angeles	Los Angeles Unified	Breed Street Elementary	Unified School Dis	Elementary Scho	Traditional	CEP	No	N/A	N/A	N	K	6	385	343	89.1%	363	94.3%	366	333	91.0%	351	95.9%	Y
2017-2018	19	64733	6016083	Los Angeles	Los Angeles Unified	Brentwood Science	Unified School Dis	Alternative Schoo	Alternative Sch	N/A	No	N/A	N/A	N	K	5	637	453	71.1%	512	80.4%	634	452	71.3%	511	80.6%	Y
2017-2018	19	64733	6016091	Los Angeles	Los Angeles Unified	Bridge Street Elementary	Unified School Dis	Elementary Scho	Traditional	Provision 2	No	N/A	N/A	N	K	5	192	177	92.2%	187	97.4%	182	168	92.3%	178	97.8%	Y
2017-2018	19	64733	6016109	Los Angeles	Los Angeles Unified	Broad Avenue Elementary	Unified School Dis	Elementary Scho	Traditional	N/A	No	N/A	N/A	N	K	5	641	462	72.1%	542	84.6%	603	443	73.5%	519	86.1%	Y
2017-2018	19	64733	6016117	Los Angeles	Los Angeles Unified	Broadacres Avenue Elementary	Unified School Dis	Elementary Scho	Traditional	N/A	No	N/A	N/A	N	K	5	267	191	71.5%	220	82.4%	244	176	72.1%	205	84.0%	Y
2017-2018	19	64733	6016125	Los Angeles	Los Angeles Unified	Broadway Elementary	Unified School Dis	Elementary Scho	Traditional	N/A	No	N/A	N/A	N	K	6	618	112	18.1%	119	19.3%	618	112	18.1%	119	19.3%	Y
2017-2018	19	64733	6016133	Los Angeles	Los Angeles Unified	Brockton Avenue Elementary	Unified School Dis	Elementary Scho	Traditional	N/A	No	N/A	N/A	N	K	5	243	174	71.6%	189	77.8%	224	166	74.1%	181	80.8%	Y
2017-2018	19	64733	6016141	Los Angeles	Los Angeles Unified	Brooklyn Avenue Elementary	Unified School Dis	Elementary Scho	Traditional	CEP	No	N/A	N/A	N	K	8	586	502	85.7%	547	93.3%	578	496	85.8%	540	93.4%	Y
2017-2018	19	64733	6016158	Los Angeles	Los Angeles Unified	Bryson Avenue Elementary	Unified School Dis	Elementary Scho	Traditional	CEP	No	N/A	N/A	N	K	5	792	570	72.0%	666	84.1%	757	559	73.8%	652	86.1%	Y
2017-2018	19	64733	6016166	Los Angeles	Los Angeles Unified	Buchanan Street Elementary	Unified School Dis	Elementary Scho	Traditional	CEP	No	N/A	N/A	N	K	6	392	278	70.9%	316	80.6%	368	268	72.8%	306	83.2%	Y
2017-2018	19	64733	6016174	Los Angeles	Los Angeles Unified	Budlong Avenue Elementary	Unified School Dis	Elementary Scho	Traditional	CEP	No	N/A	N/A	N	K	5	871	807	92.7%	830	95.3%	852	789	92.6%	812	95.3%	Y
2017-2018	19	64733	6016182	Los Angeles	Los Angeles Unified	Burbank Boulevard Elementary	Unified School Dis	Elementary Scho	Traditional	CEP	No	N/A	N/A	N	K	5	395	258	65.3%	298	75.4%	387	253	65.4%	293	75.7%	Y
2017-2018	19	64733	6016208	Los Angeles	Los Angeles Unified	Burton Street Elementary	Unified School Dis	Elementary Scho	Traditional	CEP	No	N/A	N/A	N	K	5	385	337	87.5%	359	93.2%	358	319	89.1%	341	95.3%	Y
2017-2018	19	64733	6016216	Los Angeles	Los Angeles Unified	Bushnell Way Elementary	Unified School Dis	Elementary Scho	Traditional	N/A	No	N/A	N/A	N	K	6	201	163	81.1%	176	87.6%	186	154	82.8%	167	89.8%	Y
2017-2018	19	64733	6016224	Los Angeles	Los Angeles Unified	Cabrillo Avenue Elementary	Unified School Dis	Elementary Scho	Traditional	CEP	No	N/A	N/A	N	K	5	384	340	88.5%	354	92.2%	373	331	88.7%	345	92.5%	Y
2017-2018	19	64733	6016232	Los Angeles	Los Angeles Unified	Cahuenga Elementary	Unified School Dis	Elementary Scho	Traditional	N/A	No	N/A	N/A	N	K	5	485	354	73.0%	397	81.9%	474	347	73.2%	388	81.9%	Y
2017-2018	19	64733	6016240	Los Angeles	Los Angeles Unified	Calabash Charter Academy	Unified School Dis	Elementary Scho	Traditional	N/A	Yes	1345	Locally fu	N	K	5	428	81	18.9%	92	21.5%	418	77	18.4%	88	21.1%	Y
2017-2018	19	64733	6016257	Los Angeles	Los Angeles Unified	Calahan Community Charter	Unified School Dis	Elementary Scho	Traditional	N/A	Yes	1588	Locally fu	N	K	5	563	316	56.1%	380	67.5%	554	310	56.0%	373	67.3%	Y
2017-2018	19	64733	6016265	Los Angeles	Los Angeles Unified	Calvert Charter for Enriched Studies	Unified School Dis	Elementary Scho	Traditional	N/A	Yes	1585	Locally fu	N	K	5	405	230	56.8%	273	67.4%	398	227	57.0%	268	67.3%	Y
2017-2018	19	64733	6016273	Los Angeles	Los Angeles Unified	Camellia Avenue Elementary	Unified School Dis	Elementary Scho	Traditional	CEP	No	N/A	N/A	N	K	5	605	528	87.3%	556	91.9%	564	499	88.5%	527	93.4%	Y
2017-2018	19	64733	6016281	Los Angeles	Los Angeles Unified	Canfield Avenue Elementary	Unified School Dis	Elementary Scho	Traditional	N/A	No	N/A	N/A	N	K	5	368	106	28.8%	113	30.7%	361	106	29.4%	113	31.3%	Y
2017-2018	19	64733	6016299	Los Angeles	Los Angeles Unified	Canoga Park Elementary	Unified School Dis	Elementary Scho	Traditional	Provision 2	No	N/A	N/A	N	K	5	626	572	91.4%	587	93.8%	590	544	92.2%	559	94.7%	Y
2017-2018	19	64733	6016307	Los Angeles	Los Angeles Unified	Cantara Street Elementary	Unified School Dis	Elementary Scho	Traditional	CEP	No	N/A	N/A	N	K	5	477	381	79.9%	420	88.1%	447	364	81.4%	401	89.7%	Y
2017-2018	19	64733	6016315	Los Angeles	Los Angeles Unified	Canterbury Avenue Elementary	Unified School Dis	Elementary Scho	Traditional	CEP	No	N/A	N/A	N	K	5	887	625	70.5%	730	82.3%	848	605	71.3%	710	83.7%	Y
2017-2018	19	64733	6016323	Los Angeles	Los Angeles Unified	Canyon Charter Elementary	Unified School Dis	Elementary Scho	Traditional	N/A	Yes	0226	Locally fu	N	K	5	388	18	4.6%	19	4.9%	381	18	4.7%	19	5.0%	Y
2017-2018	19	64733	6016331	Los Angeles	Los Angeles Unified	Capistrano Avenue Elementary	Unified School Dis	Elementary Scho	Traditional	N/A	No	N/A	N/A	N	K	5	422	296	70.1%	346	82.0%	411	288	70.1%	337	82.0%	Y
2017-2018	19	64733	6016349	Los Angeles	Los Angeles Unified	Caroldale Learning Community	Unified School Dis	Elementary Scho	Traditional	N/A	No	N/A	N/A	N	K	8	934	553	59.2%	673	72.1%	922	547	59.3%	666	72.2%	Y
2017-2018	19	64733	6016356	Los Angeles	Los Angeles Unified	Carpenter Community Charter	Unified School Dis	Elementary Scho	Traditional	N/A	Yes	1235	Locally fu	N	K	5	1006	102	10.1%	116	11.5%	984	101	10.3%	114	11.6%	Y
2017-2018	19	64733	6016364	Los Angeles	Los Angeles Unified	Carson Street Elementary	Unified School Dis	Elementary Scho	Traditional	N/A	No	N/A	N/A	N	K	5	711	440	61.9%	521	73.3%	678	421	62.1%	501	73.9%	Y
2017-2018	19	64733	6016372	Los Angeles	Los Angeles Unified	Carthay Elementary Of Environmental Stu	Unified School Dis	Elementary Scho	Traditional	N/A	No	N/A	N/A	N	K	5	367	216	58.9%	240	65.4%	338	206	60.9%	229	67.8%	Y

2017-2018	19	64733	6016380	Los Angeles	Los Angeles Unified	Castelar Street Elementary	Unified School Dis	Elementary Scho	Traditional	CEP	No	N/A	N/A	N	K	5	673	403	59.9%	409	60.8%	656	397	60.5%	403	61.4%	Y
2017-2018	19	64733	6016398	Los Angeles	Los Angeles Unified	Castle Heights Elementary	Unified School Dis	Elementary Scho	Traditional	N/A	No	N/A	N/A	N	K	5	557	166	29.8%	196	35.2%	544	163	30.0%	192	35.3%	Y
2017-2018	19	64733	6016406	Los Angeles	Los Angeles Unified	Catskill Avenue Elementary	Unified School Dis	Elementary Scho	Traditional	CEP	No	N/A	N/A	N	K	5	522	423	81.0%	462	88.5%	494	412	83.4%	450	91.1%	Y
2017-2018	19	64733	6016414	Los Angeles	Los Angeles Unified	Century Park Elementary	Unified School Dis	Elementary Scho	Traditional	CEP	No	N/A	N/A	N	K	5	331	282	85.2%	299	90.3%	307	267	87.0%	284	92.5%	Y
2017-2018	19	64733	6016422	Los Angeles	Los Angeles Unified	Chandler Learning Academy	Unified School Dis	Elementary Scho	Traditional	N/A	Yes	1584	Locally fu	N	K	5	513	240	46.8%	271	52.8%	505	237	46.9%	268	53.1%	Y
2017-2018	19	64733	6016430	Los Angeles	Los Angeles Unified	Chapman Elementary	Unified School Dis	Elementary Scho	Traditional	N/A	No	N/A	N/A	N	K	5	420	297	70.7%	338	80.5%	390	281	72.1%	320	82.1%	Y
2017-2018	19	64733	6016448	Los Angeles	Los Angeles Unified	Charnock Road Elementary	Unified School Dis	Elementary Scho	Traditional	N/A	No	N/A	N/A	N	K	6	304	216	71.1%	245	80.6%	277	206	74.4%	235	84.8%	Y
2017-2018	19	64733	6016455	Los Angeles	Los Angeles Unified	Chase Street Elementary	Unified School Dis	Elementary Scho	Traditional	Provision 2	No	N/A	N/A	N	K	5	591	490	82.9%	533	90.2%	555	467	84.1%	510	91.9%	Y
2017-2018	19	64733	6016463	Los Angeles	Los Angeles Unified	Chatsworth Park Elementary	Unified School Dis	Elementary Scho	Traditional	N/A	No	N/A	N/A	N	K	5	397	223	56.2%	261	65.7%	388	219	56.4%	255	65.7%	Y
2017-2018	19	64733	6016471	Los Angeles	Los Angeles Unified	Cheremova Avenue Elementary	Unified School Dis	Elementary Scho	Traditional	N/A	No	N/A	N/A	N	K	6	290	185	63.8%	195	67.2%	284	182	64.1%	192	67.6%	Y
2017-2018	19	64733	6016489	Los Angeles	Los Angeles Unified	Cienega Elementary	Unified School Dis	Elementary Scho	Traditional	CEP	No	N/A	N/A	N	K	5	591	521	88.2%	548	92.7%	558	494	88.5%	521	93.4%	Y
2017-2018	19	64733	6016497	Los Angeles	Los Angeles Unified	Cimarron Avenue Elementary	Unified School Dis	Elementary Scho	Traditional	N/A	No	N/A	N/A	N	K	5	311	238	76.5%	261	83.9%	285	225	78.9%	248	87.0%	Y
2017-2018	19	64733	6016505	Los Angeles	Los Angeles Unified	City Terrace Elementary	Unified School Dis	Elementary Scho	Traditional	CEP	No	N/A	N/A	N	K	5	452	302	66.8%	336	74.3%	417	283	67.9%	314	75.3%	Y
2017-2018	19	64733	6016513	Los Angeles	Los Angeles Unified	Clifford Street Elementary	Unified School Dis	Elementary Scho	Traditional	CEP	No	N/A	N/A	N	K	6	158	103	65.2%	121	76.6%	154	101	65.6%	119	77.3%	Y
2017-2018	19	64733	6016521	Los Angeles	Los Angeles Unified	Clover Avenue Elementary	Unified School Dis	Elementary Scho	Traditional	N/A	No	N/A	N/A	N	K	5	604	147	24.3%	171	28.3%	590	145	24.6%	168	28.5%	Y
2017-2018	19	64733	6016539	Los Angeles	Los Angeles Unified	Coeur D'Alene Avenue Elementary	Unified School Dis	Elementary Scho	Traditional	N/A	No	N/A	N/A	N	K	5	594	100	16.8%	105	17.7%	578	99	17.1%	104	18.0%	Y
2017-2018	19	64733	6016547	Los Angeles	Los Angeles Unified	Cohasset Street Elementary	Unified School Dis	Elementary Scho	Traditional	CEP	No	N/A	N/A	N	K	5	545	462	84.8%	493	90.5%	510	441	86.5%	471	92.4%	Y
2017-2018	19	64733	6016554	Los Angeles	Los Angeles Unified	Coldwater Canyon Elementary	Unified School Dis	Elementary Scho	Traditional	Provision 2	No	N/A	N/A	N	K	5	793	699	88.1%	737	92.9%	754	675	89.5%	713	94.6%	Y
2017-2018	19	64733	6016562	Los Angeles	Los Angeles Unified	Colfax Charter Elementary	Unified School Dis	Elementary Scho	Traditional	N/A	Yes	1041	Locally fu	N	K	5	645	147	22.8%	164	25.4%	624	143	22.9%	159	25.5%	Y
2017-2018	19	64733	6016570	Los Angeles	Los Angeles Unified	Coliseum Street Elementary	Unified School Dis	Elementary Scho	Traditional	CEP	No	N/A	N/A	N	K	5	212	186	87.7%	194	91.5%	206	183	88.8%	191	92.7%	Y
2017-2018	19	64733	6016604	Los Angeles	Los Angeles Unified	Commonwealth Avenue Elementary	Unified School Dis	Elementary Scho	Traditional	CEP	No	N/A	N/A	N	K	5	656	532	81.1%	575	87.7%	621	514	82.8%	555	89.4%	Y
2017-2018	19	64733	6016612	Los Angeles	Los Angeles Unified	Compton Avenue Elementary	Unified School Dis	Elementary Scho	Traditional	CEP	No	N/A	N/A	N	K	5	365	345	94.5%	351	96.2%	336	326	97.0%	332	98.8%	Y
2017-2018	19	64733	6016620	Los Angeles	Los Angeles Unified	Corona Avenue Elementary	Unified School Dis	Elementary Scho	Traditional	CEP	No	N/A	N/A	N	K	5	793	693	87.4%	741	93.4%	793	693	87.4%	741	93.4%	Y
2017-2018	19	64733	6016638	Los Angeles	Los Angeles Unified	Betty Plasencia Elementary	Unified School Dis	Elementary Scho	Traditional	CEP	No	N/A	N/A	N	K	6	617	522	84.6%	563	91.2%	587	506	86.2%	547	93.2%	Y
2017-2018	19	64733	6016646	Los Angeles	Los Angeles Unified	Cowan Avenue Elementary	Unified School Dis	Elementary Scho	Traditional	N/A	No	N/A	N/A	N	K	6	328	162	49.4%	210	64.0%	324	160	49.4%	207	63.9%	Y
2017-2018	19	64733	6016653	Los Angeles	Los Angeles Unified	Crescent Heights Boulevard Elementary	Unified School Dis	Alternative Schoo	Alternative Sch	N/A	No	N/A	N/A	N	K	5	343	291	84.8%	317	92.4%	333	283	85.0%	309	92.8%	Y
2017-2018	19	64733	6016661	Los Angeles	Los Angeles Unified	Crestwood Street Elementary	Unified School Dis	Elementary Scho	Traditional	N/A	No	N/A	N/A	N	K	6	403	220	54.6%	270	67.0%	390	210	53.8%	260	66.7%	Y
2017-2018	19	64733	6016679	Los Angeles	Los Angeles Unified	Christopher Dena Elementary	Unified School Dis	Elementary Scho	Traditional	CEP	No	N/A	N/A	N	K	6	453	424	93.6%	438	96.7%	439	413	94.1%	427	97.3%	Y
2017-2018	19	64733	6016687	Los Angeles	Los Angeles Unified	Dahlia Heights Elementary	Unified School Dis	Elementary Scho	Traditional	N/A	No	N/A	N/A	N	K	6	401	101	25.2%	129	32.2%	396	101	25.5%	128	32.3%	Y
2017-2018	19	64733	6016695	Los Angeles	Los Angeles Unified	Danube Avenue Elementary	Unified School Dis	Elementary Scho	Traditional	N/A	No	N/A	N/A	N	K	5	405	237	58.5%	288	71.1%	376	228	60.6%	278	73.9%	Y
2017-2018	19	64733	6016703	Los Angeles	Los Angeles Unified	Darby Avenue Charter	Unified School Dis	Elementary Scho	Traditional	N/A	Yes	1569	Locally fu	N	K	5	472	194	41.1%	242	51.3%	458	185	40.4%	233	50.9%	Y
2017-2018	19	64733	6016711	Los Angeles	Los Angeles Unified	Dayton Heights Elementary	Unified School Dis	Elementary Scho	Traditional	Provision 2	No	N/A	N/A	N	K	5	449	399	88.9%	423	94.2%	439	390	88.8%	413	94.1%	Y
2017-2018	19	64733	6016729	Los Angeles	Los Angeles Unified	Dearborn Elementary Charter Academy	Unified School Dis	Elementary Scho	Traditional	N/A	Yes	1481	Locally fu	N	K	5	554	251	45.3%	314	56.7%	540	246	45.6%	308	57.0%	Y
2017-2018	19	64733	6016737	Los Angeles	Los Angeles Unified	Del Amo Elementary	Unified School Dis	Elementary Scho	Traditional	N/A	No	N/A	N/A	N	K	5	375	213	56.8%	262	69.9%	347	204	58.8%	251	72.3%	Y
2017-2018	19	64733	6016745	Los Angeles	Los Angeles Unified	Delevan Drive Elementary	Unified School Dis	Elementary Scho	Traditional	N/A	No	N/A	N/A	N	K	6	457	212	46.4%	276	60.4%	423	202	47.8%	265	62.6%	Y
2017-2018	19	64733	6016752	Los Angeles	Los Angeles Unified	Denker Avenue Elementary	Unified School Dis	Elementary Scho	Traditional	N/A	No	N/A	N/A	N	K	5	767	479	62.5%	584	76.1%	737	471	63.9%	575	78.0%	Y
2017-2018	19	64733	6016778	Los Angeles	Los Angeles Unified	Dixie Canyon Community Charter	Unified School Dis	Elementary Scho	Traditional	N/A	Yes	1469	Locally fu	N	K	5	740	157	21.2%	185	25.0%	722	156	21.6%	183	25.3%	Y
2017-2018	19	64733	6016786	Los Angeles	Los Angeles Unified	Dolores Street Elementary	Unified School Dis	Elementary Scho	Traditional	N/A	No	N/A	N/A	N	K	5	572	399	69.8%	460	80.4%	540	385	71.3%	445	82.4%	Y
2017-2018	19	64733	6016794	Los Angeles	Los Angeles Unified	Dominguez Elementary	Unified School Dis	Elementary Scho	Traditional	N/A	No	N/A	N/A	N	K	5	512	371	72.5%	427	83.4%	477	353	74.0%	407	85.3%	Y
2017-2018	19	64733	6016802	Los Angeles	Los Angeles Unified	Dorris Place Elementary	Unified School Dis	Elementary Scho	Traditional	N/A	No	N/A	N/A	N	K	6	322	230	71.4%	261	81.1%	300	225	75.0%	256	85.3%	Y
2017-2018	19	64733	6016810	Los Angeles	Los Angeles Unified	Tom Bradley Global Awareness Magnet	Unified School Dis	Alternative Schoo	Alternative Sch	CEP	No	N/A	N/A	N	K	5	307	279	90.9%	294	95.8%	301	274	91.0%	288	95.7%	Y
2017-2018	19	64733	6016828	Los Angeles	Los Angeles Unified	Dyer Street Elementary	Unified School Dis	Elementary Scho	Traditional	N/A	No	N/A	N/A	N	K	5	733	567	77.4%	628	85.7%	663	526	79.3%	587	88.5%	Y
2017-2018	19	64733	6016836	Los Angeles	Los Angeles Unified	Eagle Rock Elementary	Unified School Dis	Elementary Scho	Traditional	N/A	No	N/A	N/A	N	K	6	796	334	42.0%	400	50.3%	761	329	43.2%	394	51.8%	Y
2017-2018	19	64733	6016844	Los Angeles	Los Angeles Unified	Eastman Avenue Elementary	Unified School Dis	Elementary Scho	Traditional	CEP	No	N/A	N/A	N	K	5	826	740	89.6%	776	93.9%	783	711	90.8%	747	95.4%	Y
2017-2018	19	64733	6016851	Los Angeles	Los Angeles Unified	El Dorado Avenue Elementary	Unified School Dis	Elementary Scho	Traditional	CEP	No	N/A	N/A	N	K	5	484	390	80.6%	424	87.6%	451	376	83.4%	409	90.7%	Y
2017-2018	19	64733	6016869	Los Angeles	Los Angeles Unified	El Oro Way Charter For Enriched Studies	Unified School Dis	Elementary Scho	Traditional	N/A	Yes	1466	Locally fu	N	K	5	460	105	22.8%	136	29.6%	451	104	23.1%	135	29.9%	Y
2017-2018	19	64733	6016877	Los Angeles	Los Angeles Unified	El Sereno Elementary	Unified School Dis	Elementary Scho	Traditional	CEP	No	N/A	N/A	N	K	6	359	299	83.3%	319	88.9%	353	296	83.9%	316	89.5%	Y
2017-2018	19	64733	6016885	Los Angeles	Los Angeles Unified	Elizabeth Learning Center	Unified School Dis	K-12 Schools (Pu	Traditional	CEP	No	N/A	N/A	N	K	12	1797	1573	87.5%	1681	93.5%	1743	1534	88.0%	1641	94.1%	Y
2017-2018	19	64733	6016893	Los Angeles	Los Angeles Unified	Elysian Heights Elementary	Unified School Dis	Elementary Scho	Traditional	CEP	No	N/A	N/A	N	K	6	298	191	64.1%	204	68.5%	290	187	64.5%	200	69.0%	Y
2017-2018	19	64733	6016901	Los Angeles	Los Angeles Unified	Emelita Academy Charter	Unified School Dis	Elementary Scho	Traditional	N/A	Yes	1572	Locally fu	N	K	5	415	246	59.3%	287	69.2%	405	240	59.3%	281	69.4%	Y
2017-2018	19	64733	6016935	Los Angeles	Los Angeles Unified	Encino Charter Elementary	Unified School Dis	Elementary Scho	Traditional	N/A	Yes	1471	Locally fu	N	K	5	573	133	23.2%	145	25.3%	565	131	23.2%	143	25.3%	Y
2017-2018	19	64733	6016943	Los Angeles	Los Angeles Unified	Erwin Elementary	Unified School Dis	Elementary Scho	Traditional	CEP	No	N/A	N/A	N	K	5	694	549	79.1%	608	87.6%	669	533	79.7%	592	88.5%	Y
2017-2018	19	64733	6016950	Los Angeles	Los Angeles Unified	Eshelman Avenue Elementary	Unified School Dis	Elementary Scho	Traditional	N/A	No	N/A	N/A	N	K	5	563	411	73.0%	471	83.7%	532	393	73.9%	453	85.2%	Y
2017-2018	19	64733	6016968	Los Angeles	Los Angeles Unified	Euclid Avenue Elementary	Unified School Dis	Elementary Scho	Traditional	Provision 2	No	N/A	N/A	N	K	5	746	637	85.4%	682	91.4%	710	618	87.0%	663	93.4%	Y
2017-2018	19	64733	6016976	Los Angeles	Los Angeles Unified	Evergreen Avenue Elementary	Unified School Dis	Elementary Scho	Traditional	CEP	No	N/A	N/A	N	K	6	773	719	93.0%	749	96.9%	738	692	93.8%	720	97.6%	Y
2017-2018	19	64733	6016984	Los Angeles	Los Angeles Unified	Fair Avenue Elementary	Unified School Dis	Elementary Scho	Traditional	CEP	No	N/A	N/A	N	K	5	784	657	83.8%	711	90.7%	744	636	85.5%	689	92.6%	Y
2017-2018	19	64733	6016992	Los Angeles	Los Angeles Unified	Fairburn Avenue Elementary	Unified School Dis	Elementary Scho	Traditional	N/A	No	N/A	N/A	N	K	5	460	68	14.8%	79	17.2%	449	65	14.5%	75	16.7%	Y
2017-2018	19	64733	6017008	Los Angeles	Los Angeles Unified	Farmdale Elementary	Unified School Dis	Elementary Scho	Traditional	CEP	No	N/A	N/A	N	K	5	479	396	82.7%	424	88.5%	451	379	84.0%	407	90.2%	Y
2017-2018	19	64733	6017016	Los Angeles	Los Angeles Unified	Fenton Avenue Charter	Unified School Dis	Elementary Scho	Traditional	N/A	Yes	0030	Directly fu	Y	K	5	777	568	73.1%	704	90.6%	758	555	73.2%	689	90.9%	Y
2017-2018	19	64733	6017024	Los Angeles	Los Angeles Unified	Fernangeles Elementary	Unified School Dis	Elementary Scho	Traditional	Provision 2	No	N/A	N/A	N	K	5	643	545	84.8%	589	91.6%	606	524	86.5%	567	93.6%	Y
2017-2018	19	64733	6017032	Los Angeles	Los Angeles Unified	Fifteenth Street Elementary	Unified School Dis	Elementary Scho	Traditional	CEP	No	N/A	N/A	N	K	5	534	468	87.6%	495	92.7%	499	440	88.2%	466	93.4%	Y
2017-2018	19	64733	6017040	Los Angeles	Los Angeles Unified	Fifty-Fourth Street Elementary	Unified School Dis	Elementary Scho	Traditional	CEP	No	N/A	N/A	N	K	5	320	259	80.9%	278	86.9%	295	245	83.1%	264	89.5%	Y
2017-2018	19	64733	6017057	Los Angeles	Los Angeles Unified	Fifty-Ninth Street Elementary	Unified School Dis	Elementary Scho	Traditional	N/A	No	N/A	N/A	N	K	5	318	282	88.7%	291	91.5%	294	263	89.5%	272	92.5%	Y
2017-2018	19	64733	6017065	Los Angeles	Los Angeles Unified	Fifty-Second Street Elementary	Unified School Dis	Elementary Scho	Traditional	CEP	No	N/A	N/A	N	K	5	840	761	90.6%	780	92.9%	782	726	92.8%	745	95.3%	Y
2017-2018	19	64733	6017073	Los Angeles	Los Angeles Unified	Figueroa Street Elementary	Unified School Dis	Elementary Scho	Traditional	CEP	No	N/A	N/A	N	K	5	477	445	93.3%	460	96.4%	472	440	93.2%	455	96.4%	Y
2017-2018	19	64733	6017081	Los Angeles	Los Angeles Unified	Hillery T. Broadous Elementary	Unified School Dis	Elementary Scho	Traditional	Provision 2	No	N/A	N/A	N	K	5	521	470	90.2%	492	94.4%	497	455	91.5%	477	96.0%	Y
2017-2018	19	64733	6017099	Los Angeles	Los Angeles Unified	First Street Elementary	Unified School Dis	Elementary Scho	Traditional	CEP	No	N/A	N/A	N	K	6	574	514	89.5%	544	94.8%	550	497	90.4%	527	95.8%	Y
2017-2018	19	64733	6017115	Los Angeles	Los Angeles Unified	Fletcher Drive Elementary	Unified School Dis	Elementary Scho	Traditional	CEP	No	N/A	N/A	N	K	6	302	259	85.8%	274	90.7%	272	238	87.5%	253	93.0%	Y
2017-2018	19	64733	6017123	Los Angeles	Los Angeles Unified	Florence Avenue Elementary	Unified School Dis	Elementary Scho	Traditional	Provision 2	No	N/A	N/A	N	K	6	716	632	88.3%	671	93.7%	682	608	89.1%	647	94.9%	Y
2017-2018	19	64733	6017131	Los Angeles	Los Angeles Unified	Ford Boulevard Elementary	Unified School Dis	Elementary Scho	Traditional	CEP	No	N/A	N/A	N	K	6	1068	928	86.9%	983	92.0%	983	878	89.3%	933	94.9%	Y
2017-2018	19	64733	6017149	Los Angeles	Los Angeles Unified	Forty-Ninth Street Elementary	Unified School Dis	Elementary Scho	Traditional	CEP	No	N/A	N/A	N	K	5	760	706	92.9%	725	95.4%	701	659	94.0%	677	96.6%	Y
2017-2018	19	64733	6017156	Los Angeles	Los Angeles Unified	Forty-Second Street Elementary	Unified School Dis	Elementary Scho	Traditional	CEP	No	N/A	N/A	N	K	5	201	175	87.1%	180	89.6%	175	158	90.3%	163	93.1%	Y
2017-2018	19	64733	6017164	Los Angeles	Los Angeles Unified	Fourth Street Elementary	Unified School Dis	Elementary Scho	Traditional	CEP	No	N/A	N/A	N	K	5	517	431	83.4%	471	91.1%	517	431	83.4%	471	91.1%	Y
2017-2018	19	64733	6017172	Los Angeles	Los Angeles Unified	Franklin Avenue Elementary	Unified School Dis	Elementary Scho	Traditional	N/A	No	N/A	N/A	N	K	6	499	155	31.1%	177	35.5%	499	155	31.1%	177	35.5%	Y
2017-2018	19	64733	6017180	Los Angeles	Los Angeles Unified	Fries Avenue Elementary	Unified School Dis	Elementary Scho	Traditional	N/A	No	N/A	N/A	N	K	5	524	439	83.8%	473	90.3%	494	422	85.4%	455	92.1%	Y
2017-2018	19	64733	6017198	Los Angeles	Los Angeles Unified	Fullbright Avenue Elementary	Unified School Dis	Elementary Scho	Traditional	CEP	No	N/A	N/A	N	K	5	447	344	77.0%	382	85.5%	418	330	78.9%	368	88.0%	Y
2017-2018	19	64733	6017206	Los Angeles	Los Angeles Unified	Garden Grove Elementary	Unified School Dis	Elementary Scho	Traditional	CEP	No	N/A	N/A	N	K	5	394	325	82.5%	351	89.1%	365	308	84.4%	333	91.2%	Y
2017-2018	19	64733	6017214	Los Angeles	Los Angeles Unified	Gardena Elementary	Unified School Dis	Elementary Scho	Traditional	CEP	No	N/A	N/A	N	K	5	574	492	85.7%	531	92.5%	540	472	87.4%	510	94.4%	Y
2017-2018	19	64733	6017222	Los Angeles	Los Angeles Unified	Gardner Street Elementary	Unified School Dis	Elementary Scho	Traditional	N/A	No	N/A	N/A	N	K	6	413	204	49.4%	237	57.4%	404	197	48.8%	230	56.9%	Y
2017-2018	19	64733	6017230	Los Angeles	Los Angeles Unified	Garvanza Elementary	Unified School Dis	Elementary Scho	Traditional	CEP	No	N/A	N/A	N	K	6	359	298	83.0%	317	88.3%	329	278	84.5%	297	90.3%	Y
2017-2018	19	64733	6017248	Los Angeles	Los Angeles Unified	Gates Street Elementary	Unified School Dis	Elementary Scho	Traditional	Provision 2	No	N/A	N/A	N	K	5	658	563	85.6%	596	90.6%	622	543	87.3%	575	92.4%	Y
2017-2018	19	64733	6017255	Los Angeles	Los Angeles Unified	Gault Street Elementary	Unified School Dis	Elementary Scho	Traditional	CEP	No	N/A	N/A	N	K	5	342	278	81.3%	307	89.8%	339	276	81.4%	305	90.0%	Y
2017-2018	19	64733	6017263	Los Angeles	Los Angeles Unified	Germain Academy For Academic Achieve	Unified School Dis	Elementary Scho	Traditional	N/A	No	N/A	N/A	N	K	5	520	252	48.5%	293	56.3%	486	242	49.8%	282	58.0%	Y
2017-2018	19	64733	6017271	Los Angeles	Los Angeles Unified	Glassell Park Elementary	Unified School Dis	Elementary Scho	Traditional	CEP	No	N/A	N/A	N	K	6	366	320	87.4%	338	92.3%	337	300	89.0%	318	94.4%	Y
2017-2018	19	64733	6017289	Los Angeles	Los Angeles Unified	Gledhill Street Elementary	Unified School Dis	Elementary Scho	Traditional	N/A	No	N/A	N/A	N	K	5	467	304	65.1%	360	77.1%	460	299	65.0%	355	77.2%	Y
2017-2018	19	64733	6017297	Los Angeles	Los Angeles Unified	Glen Alta Elementary	Unified School Dis	Elementary Scho	Traditional	Provision 2	No	N/A	N/A	N	K	8	180	161	89.4%	173	96.1%	178	159	89.3%	171	96.1%	Y
2017-2018	19	64733	6017305	Los Angeles	Los Angeles Unified	Glenfeliz Boulevard Elementary	Unified School Dis	Elementary Scho	Traditional	N/A	No	N/A	N/A	N	K	6	315	198	62.9%	231	73.3%	298	191	64.1%	223	74.8%	Y
2017-2018	19	64733	6017313	Los Angeles	Los Angeles Unified	Glenwood Elementary	Unified School Dis	Elementary Scho	Traditional	CEP	No	N/A	N/A	N	K	5	329	256	77.8%	285	86.6%	303	243	80.2%	271	89.4%	Y
2017-2018	19	64733	6017321	Los Angeles	Los Angeles Unified	Graham Elementary	Unified School Dis	Elementary Scho	Traditional	CEP	No	N/A	N/A	N	K	6	786	723	92.0%	751	95.5%	748	697	93.2%	725	96.9%	Y
2017-2018	19	64733	6017339	Los Angeles	Los Angeles Unified	Granada Community Charter	Unified School Dis	Elementary Scho	Traditional	N/A	Yes	1583	Locally fu	N	K	5	426	241	56.6%	290	68.1%	413	234	56.7%	283	68.5%	Y
2017-2018	19	64733	6017347	Los Angeles	Los Angeles Unified	Grand View Boulevard Elementary	Unified School Dis	Elementary Scho	Traditional	N/A	No	N/A	N/A	N	K	5	729	409	56.1%	472	64.7%	652	386	59.2%	449	68.9%	Y
2017-2018	19	64733	6017354	Los Angeles	Los Angeles Unified	Grant Elementary	Unified School Dis	Elementary Scho	Traditional	N/A	No	N/A	N/A	N	K	6	510	416	81.6%	437	85.7%	503	410	81.5%	431	85.7%	Y
2017-2018	19	64733	6017362	Los Angeles	Los Angeles Unified	Grape Street Elementary	Unified School Dis	Elementary Scho	Traditional	CEP	No	N/A	N/A	N	K	5	582	543	93.3%	557	95.7%	537	512	95.3%	526	98.0%	Y
2017-2018	19	64733	6017388	Los Angeles	Los Angeles Unified	Gridley Street Elementary	Unified School Dis	Elementary Scho	Traditional	CEP	No	N/A	N/A	N	K	5	559	425	76.0%	474	84.8%	521	405	77.7%	454	87.1%	Y
2017-2018	19	64733	6017396	Los Angeles	Los Angeles Unified	Griffin Avenue Elementary	Unified School Dis	Elementary Scho	Traditional	CEP	No	N/A	N/A	N	K	5	443	381	86.0%	402	90.7%	409	359	87.8%	380	92.9%	Y
2017-2018	19	64733	6017404	Los Angeles	Los Angeles Unified	Gulf Avenue Elementary	Unified School Dis	Elementary Scho	Traditional	Provision 2	No	N/A	N/A	N	K	5	851	739	86.8%	783	92.0%	812	715	88.1%	758	93.3%	Y
2017-2018	19	64733	6017412	Los Angeles	Los Angeles Unified	Haddon Avenue Elementary	Unified School Dis	Elementary Scho	Traditional	Provision 2	No	N/A	N/A	N	K	5	822	694	84.4%	746	90.8%	777	667	85.8%	718	92.4%	Y
2017-2018	19	64733	6017420	Los Angeles	Los Angeles Unified	Halldale Elementary	Unified School Dis	Elementary Scho	Traditional	N/A	No	N/A	N/A	N	K	5	502	388	77.3%	419	83.5%	470	370	78.7%	399	84.9%	Y
2017-2018	19	64733	6017438	Los Angeles	Los Angeles Unified	Hamlin Charter Academy	Unified School Dis	Elementary Scho	Traditional	N/A	Yes	1472	Locally fu	N	K	5	319	147	46.1%	171	53.6%	313	145	46.3%	169	54.0%	Y
2017-2018	19	64733	6017446	Los Angeles	Los Angeles Unified	William R. Anton Elementary	Unified School Dis	Elementary Scho	Traditional	Provision 2	No	N/A	N/A	N	K	6	705	628	89.1%	662	93.9%	675	607	89.9%	641	95.0%	Y
2017-2018	19	64733	6017453	Los Angeles	Los Angeles Unified	Hancock Park Elementary	Unified School Dis	Elementary Scho	Traditional	N/A	No	N/A	N/A	N	K	5	726	199	27.4%	227	31.3%	704	196	27.8%	222	31.5%	Y
2017-2018	19	64733	6017461	Los Angeles	Los Angeles Unified	Harbor City Elementary	Unified School Dis	Elementary Scho	Traditional	CEP	No	N/A	N/A	N	K	5	603	522	86.6%	557	92.4%	569	502	88.2%	536	94.2%	Y
2017-2018	19	64733	6017479	Los Angeles	Los Angeles Unified	Harding Street Elementary	Unified School Dis	Elementary Scho	Traditional	N/A	No	N/A	N/A	N	K	5	424	254	59.9%	318	75.0%	395	239	60.5%	303	76.7%	Y
2017-2018	19	64733	6017487	Los Angeles	Los Angeles Unified	Harrison Street Elementary	Unified School Dis	Elementary Scho	Traditional	CEP	No	N/A	N/A	N	K	6	466	422	90.6%	437	93.8%	434	398	91.7%	413	95.2%	Y
2017-2018	19	64733	6017495	Los Angeles	Los Angeles Unified	Hart Street Elementary	Unified School Dis	Elementary Scho	Traditional	Provision 2	No	N/A	N/A	N	K	5	756	690	91.3%	712	94.2%	722	665	92.1%	687	95.2%	Y
2017-2018	19	64733	6017503	Los Angeles	Los Angeles Unified	Haskell Elementary Science Technology E	Unified School Dis	Elementary Scho	Traditional	N/A	No	N/A	N/A	N	K	5	592	343	57.9%	437	73.8%	588	342	58.2%	435	74.0%	Y
2017-2018	19	64733	6017511	Los Angeles	Los Angeles Unified	Hawaiian Avenue Elementary	Unified School Dis	Elementary Scho	Traditional	CEP	No	N/A	N/A	N	K	5	612	547	89.4%	577	94.3%	582	527	90.5%	556	95.5%	Y
2017-2018	19	64733	6017529	Los Angeles	Los Angeles Unified	Haynes Charter For Enriched Studies	Unified School Dis	Elementary Scho	Traditional	N/A	Yes	1470	Locally fu	N	K	5	417	90	21.6%	101	24.2%	410	90	22.0%	101	24.6%	Y
2017-2018	19	64733	6017537	Los Angeles	Los Angeles Unified	Hazeltine Avenue Elementary	Unified School Dis	Elementary Scho	Traditional	CEP	No	N/A	N/A	N	K	5	789	695	88.1%	725	91.9%	749	668	89.2%	698	93.2%	Y
2017-2018	19	64733	6017545	Los Angeles	Los Angeles Unified	Heliotrope Avenue Elementary	Unified School Dis	Elementary Scho	Traditional	CEP	No	N/A	N/A	N	K	5	641	542	84.6%	595	92.8%	605	522	86.3%	574	94.9%	Y
2017-2018	19	64733	6017552	Los Angeles	Los Angeles Unified	Herrick Avenue Elementary	Unified School Dis	Elementary Scho	Traditional	CEP	No	N/A	N/A	N	K	5	527	392	74.4%	444	84.3%	495	380	76.8%	432	87.3%	Y
2017-2018	19	64733	6017586	Los Angeles	Los Angeles Unified	Hillcrest Drive Elementary	Unified School Dis	Elementary Scho	Traditional	CEP	No	N/A	N/A	N	K	5	600	543	90.5%	552	92.0%	578	524	90.7%	533	92.2%	Y
2017-2018	19	64733	6017594	Los Angeles	Los Angeles Unified	Hillside Elementary	Unified School Dis	Elementary Scho	Traditional	CEP	No	N/A	N/A	N	K	5	149	138	92.6%	143	96.0%	146	135	92.5%	140	95.9%	Y
2017-2018	19	64733	6017602	Los Angeles	Los Angeles Unified	Hobart Boulevard Elementary	Unified School Dis	Elementary Scho	Traditional	CEP	No	N/A	N/A	N	K	5	651	591	90.8%	615	94.5%	619	570	92.1%	594	96.0%	Y
2017-2018	19	64733	6017610	Los Angeles	Los Angeles Unified	Holmes Avenue Elementary	Unified School Dis	Elementary Scho	Traditional	CEP	No	N/A	N/A	N	K	6	238	226	95.0%	229	96.2%	234	222	94.9%	225	96.2%	Y
2017-2018	19	64733	6017628	Los Angeles	Los Angeles Unified	Hooper Avenue Elementary	Unified School Dis	Elementary Scho	Traditional	CEP	No	N/A	N/A	N	1	5	937	887	94.7%	909	97.0%	937	887	94.7%	909	97.0%	Y
2017-2018	19	64733	6017636	Los Angeles	Los Angeles Unified	Hoover Street Elementary	Unified School Dis	Elementary Scho	Traditional	CEP	No	N/A	N/A	N	K	5	743	671	90.3%	681	91.7%	694	640	92.2%	650	93.7%	Y
2017-2018	19	64733	6017644	Los Angeles	Los Angeles Unified	Hubbard Street Elementary	Unified School Dis	Elementary Scho	Traditional	N/A	No	N/A	N/A	N	K	5	611	449	73.5%	503	82.3%	571	430	75.3%	482	84.4%	Y
2017-2018	19	64733	6017651	Los Angeles	Los Angeles Unified	Humphreys Avenue Elementary	Unified School Dis	Elementary Scho	Traditional	Provision 2	No	N/A	N/A	N	K	5	624	558	89.4%	585	93.8%	591	535	90.5%	562	95.1%	Y
2017-2018	19	64733	6017669	Los Angeles	Los Angeles Unified	Huntington Drive Elementary	Unified School Dis	Elementary Scho	Traditional	CEP	No	N/A	N/A	N	K	6	359	317	88.3%	335	93.3%	336	302	89.9%	319	94.9%	Y
2017-2018	19	64733	6017677	Los Angeles	Los Angeles Unified	YES Academy	Unified School Dis	Elementary Scho	Traditional	CEP	No	N/A	N/A	N	K	5	590	548	92.9%	564	95.6%	543	512	94.3%	527	97.1%	Y
2017-2018	19	64733	6017685	Los Angeles	Los Angeles Unified	Ivanhoe Elementary	Unified School Dis	Elementary Scho	Traditional	N/A	No	N/A	N/A	N	K	5	461	52	11.3%	62	13.4%	461	52	11.3%	62	13.4%	Y
2017-2018	19	64733	6017693	Los Angeles	Los Angeles Unified	Justice Street Academy Charter	Unified School Dis	Elementary Scho	Traditional	N/A	Yes	1487	Locally fu	N	K	5	390	106	27.2%	146	37.4%	377	102	27.1%	139	36.9%	Y
2017-2018	19	64733	6017701	Los Angeles	Los Angeles Unified	Kenter Canyon Elementary Charter	Unified School Dis	Elementary Scho	Traditional	N/A	Yes	0227	Locally fu	N	K	5	554	48	8.7%	50	9.0%	548	48	8.8%	50	9.1%	Y
2017-2018	19	64733	6017719	Los Angeles	Los Angeles Unified	Kentwood Elementary	Unified School Dis	Elementary Scho	Traditional	N/A	No	N/A	N/A	N	K	5	326	76	23.3%	106	32.5%	322	75	23.3%	105	32.6%	Y
2017-2018	19	64733	6017727	Los Angeles	Los Angeles Unified	Kester Avenue Elementary	Unified School Dis	Elementary Scho	Traditional	N/A	No	N/A	N/A	N	K	5	1022	444	43.4%	539	52.7%	999	437	43.7%	529	53.0%	Y
2017-2018	19	64733	6017735	Los Angeles	Los Angeles Unified	Kittridge Street Elementary	Unified School Dis	Elementary Scho	Traditional	CEP	No	N/A	N/A	N	K	5	826	709	85.8%	753	91.2%	787	684	86.9%	728	92.5%	Y
2017-2018	19	64733	6017743	Los Angeles	Los Angeles Unified	Knollwood Preparatory Academy	Unified School Dis	Elementary Scho	Traditional	N/A	Yes	1486	Locally fu	N	K	5	429	231	53.8%	294	68.5%	418	224	53.6%	286	68.4%	Y
2017-2018	19	64733	6017750	Los Angeles	Los Angeles Unified	La Salle Avenue Elementary	Unified School Dis	Elementary Scho	Traditional	CEP	No	N/A	N/A	N	K	5	421	394	93.6%	403	95.7%	405	380	93.8%	389	96.0%	Y
2017-2018	19	64733	6017768	Los Angeles	Los Angeles Unified	Lanai Road Elementary	Unified School Dis	Elementary Scho	Traditional	N/A	No	N/A	N/A	N	K	5	585	38	6.5%	46	7.9%	574	38	6.6%	46	8.0%	Y
2017-2018	19	64733	6017776	Los Angeles	Los Angeles Unified	Langdon Avenue Elementary	Unified School Dis	Elementary Scho	Traditional	CEP	No	N/A	N/A	N	K	5	624	594	95.2%	607	97.3%	586	569	97.1%	580	99.0%	Y
2017-2018	19	64733	6017784	Los Angeles	Los Angeles Unified	Lankershim Elementary	Unified School Dis	Elementary Scho	Traditional	CEP	No	N/A	N/A	N	K	5	414	345	83.3%	364	87.9%	387	327	84.5%	346	89.4%	Y
2017-2018	19	64733	6017792	Los Angeles	Los Angeles Unified	Lassen Elementary	Unified School Dis	Elementary Scho	Traditional	N/A	No	N/A	N/A	N	K	5	463	356	76.9%	401	86.6%	457	353	77.2%	397	86.9%	Y
2017-2018	19	64733	6017800	Los Angeles	Los Angeles Unified	Latona Avenue Elementary	Unified School Dis	Elementary Scho	Traditional	CEP	No	N/A	N/A	N	K	6	170	147	86.5%	153	90.0%	156	138	88.5%	144	92.3%	Y
2017-2018	19	64733	6017818	Los Angeles	Los Angeles Unified	Laurel Elementary	Unified School Dis	Elementary Scho	Traditional	N/A	No	N/A	N/A	N	K	8	285	208	73.0%	224	78.6%	284	208	73.2%	223	78.5%	Y
2017-2018	19	64733	6017826	Los Angeles	Los Angeles Unified	Leapwood Avenue Elementary	Unified School Dis	Elementary Scho	Traditional	N/A	No	N/A	N/A	N	K	5	284	190	66.9%	209	73.6%	266	179	67.3%	198	74.4%	Y

2017-2018	19	64733	6017834	Los Angeles	Los Angeles Unified	Leland Street Elementary	Unified School Dis	Elementary Scho	Traditional	N/A	No	N/A	N/A	N	K	6	489	351	71.8%	392	80.2%	478	343	71.8%	384	80.3%	Y
2017-2018	19	64733	6017842	Los Angeles	Los Angeles Unified	Lemay Street Elementary	Unified School Dis	Elementary Scho	Traditional	N/A	No	N/A	N/A	N	K	5	407	266	65.4%	333	81.8%	399	260	65.2%	325	81.5%	Y
2017-2018	19	64733	6017859	Los Angeles	Los Angeles Unified	Liberty Boulevard Elementary	Unified School Dis	Elementary Scho	Traditional	Provision 2	No	N/A	N/A	N	K	5	624	546	87.5%	579	92.8%	589	520	88.3%	553	93.9%	Y
2017-2018	19	64733	6017867	Los Angeles	Los Angeles Unified	Liggett Street Elementary	Unified School Dis	Elementary Scho	Traditional	N/A	No	N/A	N/A	N	K	5	709	601	84.8%	639	90.1%	677	580	85.7%	617	91.1%	Y
2017-2018	19	64733	6017875	Los Angeles	Los Angeles Unified	Lillian Street Elementary	Unified School Dis	Elementary Scho	Traditional	Provision 2	No	N/A	N/A	N	K	6	508	466	91.7%	487	95.9%	480	445	92.7%	465	96.9%	Y
2017-2018	19	64733	6017883	Los Angeles	Los Angeles Unified	Limerick Avenue Elementary	Unified School Dis	Elementary Scho	Traditional	CEP	No	N/A	N/A	N	K	5	805	679	84.3%	730	90.7%	787	665	84.5%	714	90.7%	Y
2017-2018	19	64733	6017891	Los Angeles	Los Angeles Unified	Lockhurst Drive Charter Elementary	Unified School Dis	Elementary Scho	Traditional	N/A	Yes	1478	Locally fu	N	K	5	485	101	20.8%	123	25.4%	471	101	21.4%	122	25.9%	Y
2017-2018	19	64733	6017909	Los Angeles	Los Angeles Unified	Lockwood Avenue Elementary	Unified School Dis	Elementary Scho	Traditional	N/A	No	N/A	N/A	N	K	6	447	390	87.2%	424	94.9%	427	377	88.3%	411	96.3%	Y
2017-2018	19	64733	6017917	Los Angeles	Los Angeles Unified	Logan Academy of Global Ecology	Unified School Dis	Elementary Scho	Traditional	CEP	No	N/A	N/A	N	K	8	395	341	86.3%	368	93.2%	382	333	87.2%	360	94.2%	Y
2017-2018	19	64733	6017925	Los Angeles	Los Angeles Unified	Loma Vista Elementary	Unified School Dis	Elementary Scho	Traditional	CEP	No	N/A	N/A	N	K	5	780	690	88.5%	738	94.6%	739	659	89.2%	706	95.5%	Y
2017-2018	19	64733	6017933	Los Angeles	Los Angeles Unified	Lomita Math/Science/Technology Magnet	Unified School Dis	Alternative Schoo	Alternative Sch	N/A	No	N/A	N/A	N	K	5	931	511	54.9%	628	67.5%	920	508	55.2%	623	67.7%	Y
2017-2018	19	64733	6017941	Los Angeles	Los Angeles Unified	Lorena Street Elementary	Unified School Dis	Elementary Scho	Traditional	CEP	No	N/A	N/A	N	K	5	450	410	91.1%	427	94.9%	420	388	92.4%	405	96.4%	Y
2017-2018	19	64733	6017958	Los Angeles	Los Angeles Unified	Loreto Street Elementary	Unified School Dis	Elementary Scho	Traditional	CEP	No	N/A	N/A	N	K	5	339	300	88.5%	317	93.5%	311	282	90.7%	299	96.1%	Y
2017-2018	19	64733	6017966	Los Angeles	Los Angeles Unified	Lorne Street Elementary	Unified School Dis	Elementary Scho	Traditional	N/A	No	N/A	N/A	N	K	5	570	342	60.0%	396	69.5%	556	331	59.5%	385	69.2%	Y
2017-2018	19	64733	6017974	Los Angeles	Los Angeles Unified	Los Feliz Science/Tech/Engineer/Math/Me	Unified School Dis	Elementary Scho	Traditional	N/A	No	N/A	N/A	N	K	6	499	377	75.6%	417	83.6%	488	368	75.4%	408	83.6%	Y
2017-2018	19	64733	6017982	Los Angeles	Los Angeles Unified	Loyola Village Fine And Performing Arts M	Unified School Dis	Elementary Scho	Traditional	N/A	No	N/A	N/A	N	K	5	367	214	58.3%	256	69.8%	359	212	59.1%	254	70.8%	Y
2017-2018	19	64733	6017990	Los Angeles	Los Angeles Unified	Magnolia Avenue Elementary	Unified School Dis	Elementary Scho	Traditional	CEP	No	N/A	N/A	N	K	6	999	917	91.8%	949	95.0%	987	908	92.0%	940	95.2%	Y
2017-2018	19	64733	6018006	Los Angeles	Los Angeles Unified	Main Street Elementary	Unified School Dis	Elementary Scho	Traditional	CEP	No	N/A	N/A	N	K	5	898	843	93.9%	856	95.3%	838	801	95.6%	814	97.1%	Y
2017-2018	19	64733	6018014	Los Angeles	Los Angeles Unified	Malabar Street Elementary	Unified School Dis	Elementary Scho	Traditional	CEP	No	N/A	N/A	N	K	6	635	567	89.3%	597	94.0%	603	543	90.0%	573	95.0%	Y
2017-2018	19	64733	6018022	Los Angeles	Los Angeles Unified	Manchester Avenue Elementary	Unified School Dis	Elementary Scho	Traditional	CEP	No	N/A	N/A	N	1	6	770	747	97.0%	754	97.9%	770	747	97.0%	754	97.9%	Y
2017-2018	19	64733	6018030	Los Angeles	Los Angeles Unified	Manhattan Place Elementary	Unified School Dis	Elementary Scho	Traditional	CEP	No	N/A	N/A	N	K	5	451	405	89.8%	421	93.3%	424	386	91.0%	402	94.8%	Y
2017-2018	19	64733	6018048	Los Angeles	Los Angeles Unified	Mar Vista Elementary	Unified School Dis	Elementary Scho	Traditional	N/A	No	N/A	N/A	N	K	5	572	88	15.4%	96	16.8%	559	86	15.4%	94	16.8%	Y
2017-2018	19	64733	6018055	Los Angeles	Los Angeles Unified	Marianna Avenue Elementary	Unified School Dis	Elementary Scho	Traditional	CEP	No	N/A	N/A	N	K	6	366	315	86.1%	336	91.8%	348	306	87.9%	327	94.0%	Y
2017-2018	19	64733	6018063	Los Angeles	Los Angeles Unified	Marquez Charter	Unified School Dis	Elementary Scho	Traditional	N/A	Yes	0228	Locally fu	N	K	5	535	60	11.2%	61	11.4%	523	59	11.3%	60	11.5%	Y
2017-2018	19	64733	6018071	Los Angeles	Los Angeles Unified	Marvin Elementary	Unified School Dis	Elementary Scho	Traditional	Provision 2	No	N/A	N/A	N	K	5	795	701	88.2%	748	94.1%	784	693	88.4%	739	94.3%	Y
2017-2018	19	64733	6018089	Los Angeles	Los Angeles Unified	Mayall Street Elementary	Unified School Dis	Elementary Scho	Traditional	N/A	No	N/A	N/A	N	K	5	451	242	53.7%	307	68.1%	444	237	53.4%	302	68.0%	Y
2017-2018	19	64733	6018097	Los Angeles	Los Angeles Unified	Mayberry Street Elementary	Unified School Dis	Elementary Scho	Traditional	N/A	No	N/A	N/A	N	K	6	285	234	82.1%	264	92.6%	280	230	82.1%	260	92.9%	Y
2017-2018	19	64733	6018105	Los Angeles	Los Angeles Unified	McKinley Avenue Elementary	Unified School Dis	Elementary Scho	Traditional	CEP	No	N/A	N/A	N	K	6	774	725	93.7%	751	97.0%	740	703	95.0%	729	98.5%	Y
2017-2018	19	64733	6018113	Los Angeles	Los Angeles Unified	Melrose Avenue Elementary	Unified School Dis	Elementary Scho	Traditional	N/A	No	N/A	N/A	N	K	6	311	146	46.9%	169	54.3%	311	146	46.9%	169	54.3%	Y
2017-2018	19	64733	6018121	Los Angeles	Los Angeles Unified	Melvin Avenue Elementary	Unified School Dis	Elementary Scho	Traditional	N/A	No	N/A	N/A	N	K	5	376	309	82.2%	350	93.1%	369	302	81.8%	343	93.0%	Y
2017-2018	19	64733	6018139	Los Angeles	Los Angeles Unified	Menlo Avenue Elementary	Unified School Dis	Elementary Scho	Traditional	CEP	No	N/A	N/A	N	K	5	540	512	94.8%	524	97.0%	511	492	96.3%	504	98.6%	Y
2017-2018	19	64733	6018147	Los Angeles	Los Angeles Unified	Meyler Street Elementary	Unified School Dis	Elementary Scho	Traditional	N/A	No	N/A	N/A	N	K	5	748	601	80.3%	654	87.4%	715	579	81.0%	628	87.8%	Y
2017-2018	19	64733	6018154	Los Angeles	Los Angeles Unified	Micheltorena Street Elementary	Unified School Dis	Elementary Scho	Traditional	N/A	No	N/A	N/A	N	K	5	404	187	46.3%	219	54.2%	399	183	45.9%	215	53.9%	Y
2017-2018	19	64733	6018162	Los Angeles	Los Angeles Unified	Middleton Street Elementary	Unified School Dis	Elementary Scho	Traditional	CEP	No	N/A	N/A	N	K	6	963	890	92.4%	926	96.2%	963	890	92.4%	926	96.2%	Y
2017-2018	19	64733	6018170	Los Angeles	Los Angeles Unified	Miles Avenue Elementary	Unified School Dis	Elementary Scho	Traditional	CEP	No	N/A	N/A	N	K	5	992	886	89.3%	946	95.4%	973	869	89.3%	927	95.3%	Y
2017-2018	19	64733	6018188	Los Angeles	Los Angeles Unified	Miramonte Elementary	Unified School Dis	Elementary Scho	Traditional	CEP	No	N/A	N/A	N	K	6	721	667	92.5%	693	96.1%	691	649	93.9%	673	97.4%	Y
2017-2018	19	64733	6018196	Los Angeles	Los Angeles Unified	John B. Monlux Elementary	Unified School Dis	Elementary Scho	Traditional	N/A	No	N/A	N/A	N	K	5	696	465	66.8%	535	76.9%	688	460	66.9%	530	77.0%	Y
2017-2018	19	64733	6018204	Los Angeles	Los Angeles Unified	Montague Charter Academy	Unified School Dis	Elementary Scho	Traditional	N/A	Yes	0115	Directly fu	Y	K	5	814	673	82.7%	740	90.9%	795	660	83.0%	724	91.1%	Y
2017-2018	19	64733	6018212	Los Angeles	Los Angeles Unified	Monte Vista Street Elementary	Unified School Dis	Elementary Scho	Traditional	CEP	No	N/A	N/A	N	2	6	377	339	89.9%	359	95.2%	363	332	91.5%	352	97.0%	Y
2017-2018	19	64733	6018220	Los Angeles	Los Angeles Unified	Morningside Elementary	Unified School Dis	Elementary Scho	Traditional	N/A	No	N/A	N/A	N	K	5	599	464	77.5%	525	87.6%	563	443	78.7%	504	89.5%	Y
2017-2018	19	64733	6018238	Los Angeles	Los Angeles Unified	Mountain View Elementary	Unified School Dis	Elementary Scho	Traditional	N/A	No	N/A	N/A	N	K	5	372	202	54.3%	234	62.9%	363	198	54.5%	229	63.1%	Y
2017-2018	19	64733	6018246	Los Angeles	Los Angeles Unified	Mt. Washington Elementary	Unified School Dis	Elementary Scho	Traditional	N/A	No	N/A	N/A	N	K	6	402	62	15.4%	74	18.4%	397	62	15.6%	74	18.6%	Y
2017-2018	19	64733	6018253	Los Angeles	Los Angeles Unified	Multnomah Street Elementary	Unified School Dis	Elementary Scho	Traditional	CEP	No	N/A	N/A	N	K	5	444	298	67.1%	343	77.3%	416	287	69.0%	331	79.6%	Y
2017-2018	19	64733	6018261	Los Angeles	Los Angeles Unified	Murchison Street Elementary	Unified School Dis	Elementary Scho	Traditional	CEP	No	N/A	N/A	N	K	6	462	438	94.8%	448	97.0%	458	434	94.8%	444	96.9%	Y
2017-2018	19	64733	6018279	Los Angeles	Los Angeles Unified	Napa Street Elementary	Unified School Dis	Elementary Scho	Traditional	Provision 2	No	N/A	N/A	N	K	5	484	412	85.1%	442	91.3%	452	391	86.5%	421	93.1%	Y
2017-2018	19	64733	6018287	Los Angeles	Los Angeles Unified	Nestle Avenue Charter	Unified School Dis	Elementary Scho	Traditional	N/A	Yes	1465	Locally fu	N	K	5	521	275	52.8%	327	62.8%	505	265	52.5%	315	62.4%	Y
2017-2018	19	64733	6018295	Los Angeles	Los Angeles Unified	Nevada Avenue Elementary	Unified School Dis	Elementary Scho	Traditional	CEP	No	N/A	N/A	N	K	5	417	318	76.3%	338	81.1%	377	299	79.3%	319	84.6%	Y
2017-2018	19	64733	6018303	Los Angeles	Los Angeles Unified	Nevin Avenue Elementary	Unified School Dis	Elementary Scho	Traditional	CEP	No	N/A	N/A	N	K	5	656	604	92.1%	619	94.4%	618	576	93.2%	591	95.6%	Y
2017-2018	19	64733	6018311	Los Angeles	Los Angeles Unified	Newcastle Elementary	Unified School Dis	Elementary Scho	Traditional	N/A	No	N/A	N/A	N	K	5	379	298	78.6%	326	86.0%	353	287	81.3%	315	89.2%	Y
2017-2018	19	64733	6018337	Los Angeles	Los Angeles Unified	Ninety-Fifth Street Elementary	Unified School Dis	Elementary Scho	Traditional	CEP	No	N/A	N/A	N	K	5	973	919	94.5%	938	96.4%	925	882	95.4%	901	97.4%	Y
2017-2018	19	64733	6018345	Los Angeles	Los Angeles Unified	Ninety-Ninth Street Elementary	Unified School Dis	Elementary Scho	Traditional	CEP	No	N/A	N/A	N	K	6	571	534	93.5%	547	95.8%	563	526	93.4%	539	95.7%	Y
2017-2018	19	64733	6018352	Los Angeles	Los Angeles Unified	Ninety-Second Street Elementary	Unified School Dis	Elementary Scho	Traditional	CEP	No	N/A	N/A	N	K	6	899	837	93.1%	855	95.1%	850	806	94.8%	824	96.9%	Y
2017-2018	19	64733	6018360	Los Angeles	Los Angeles Unified	Charles W. Barrett Elementary	Unified School Dis	Elementary Scho	Traditional	CEP	No	N/A	N/A	N	K	5	833	750	90.0%	773	92.8%	792	726	91.7%	749	94.6%	Y
2017-2018	19	64733	6018378	Los Angeles	Los Angeles Unified	Ninety-Sixth Street Elementary	Unified School Dis	Elementary Scho	Traditional	CEP	No	N/A	N/A	N	K	6	733	681	92.9%	708	96.6%	706	661	93.6%	688	97.5%	Y
2017-2018	19	64733	6018386	Los Angeles	Los Angeles Unified	Ninety-Third Street Elementary	Unified School Dis	Elementary Scho	Traditional	CEP	No	N/A	N/A	N	K	6	1065	995	93.4%	1031	96.8%	1029	964	93.7%	1000	97.2%	Y
2017-2018	19	64733	6018394	Los Angeles	Los Angeles Unified	Noble Avenue Elementary	Unified School Dis	Elementary Scho	Traditional	Provision 2	No	N/A	N/A	N	K	5	894	784	87.7%	826	92.4%	858	760	88.6%	802	93.5%	Y
2017-2018	19	64733	6018402	Los Angeles	Los Angeles Unified	Nora Sterry Elementary	Unified School Dis	Elementary Scho	Traditional	N/A	No	N/A	N/A	N	K	5	286	175	61.2%	204	71.3%	264	170	64.4%	199	75.4%	Y
2017-2018	19	64733	6018410	Los Angeles	Los Angeles Unified	Normandie Avenue Elementary	Unified School Dis	Elementary Scho	Traditional	CEP	No	N/A	N/A	N	K	5	859	779	90.7%	809	94.2%	820	749	91.3%	779	95.0%	Y
2017-2018	19	64733	6018428	Los Angeles	Los Angeles Unified	Normont Elementary	Unified School Dis	Elementary Scho	Traditional	Provision 2	No	N/A	N/A	N	K	5	313	281	89.8%	290	92.7%	309	278	90.0%	287	92.9%	Y
2017-2018	19	64733	6018436	Los Angeles	Los Angeles Unified	Norwood Street Elementary	Unified School Dis	Elementary Scho	Traditional	CEP	No	N/A	N/A	N	K	5	506	461	91.1%	476	94.1%	485	443	91.3%	458	94.4%	Y
2017-2018	19	64733	6018444	Los Angeles	Los Angeles Unified	O'Melveny Elementary	Unified School Dis	Elementary Scho	Traditional	CEP	No	N/A	N/A	N	K	5	526	426	81.0%	475	90.3%	499	411	82.4%	460	92.2%	Y
2017-2018	19	64733	6018469	Los Angeles	Los Angeles Unified	One Hundred Eighteenth Street	Unified School Dis	Elementary Scho	Traditional	CEP	No	N/A	N/A	N	K	5	635	584	92.0%	604	95.1%	606	570	94.1%	590	97.4%	Y
2017-2018	19	64733	6018477	Los Angeles	Los Angeles Unified	One Hundred Eighty-Sixth Street Elementa	Unified School Dis	Elementary Scho	Traditional	CEP	No	N/A	N/A	N	K	5	818	589	72.0%	661	80.8%	755	559	74.0%	629	83.3%	Y
2017-2018	19	64733	6018485	Los Angeles	Los Angeles Unified	Lovelia P. Flournoy Elementary	Unified School Dis	Elementary Scho	Traditional	CEP	No	N/A	N/A	N	K	5	556	531	95.5%	540	97.1%	524	507	96.8%	515	98.3%	Y
2017-2018	19	64733	6018493	Los Angeles	Los Angeles Unified	One Hundred Fifty-Sixth Street Elementar	Unified School Dis	Elementary Scho	Traditional	N/A	No	N/A	N/A	N	K	6	373	198	53.1%	244	65.4%	366	194	53.0%	240	65.6%	Y
2017-2018	19	64733	6018501	Los Angeles	Los Angeles Unified	One Hundred Fifty-Third Street	Unified School Dis	Elementary Scho	Traditional	CEP	No	N/A	N/A	N	K	5	414	348	84.1%	366	88.4%	382	330	86.4%	347	90.8%	Y
2017-2018	19	64733	6018519	Los Angeles	Los Angeles Unified	One Hundred Ninth Street Elementary	Unified School Dis	Elementary Scho	Traditional	CEP	No	N/A	N/A	N	K	5	454	417	91.9%	435	95.8%	428	395	92.3%	413	96.5%	Y
2017-2018	19	64733	6018527	Los Angeles	Los Angeles Unified	Florence Griffith Joyner Elementary	Unified School Dis	Elementary Scho	Traditional	CEP	No	N/A	N/A	N	K	5	547	523	95.6%	530	96.9%	518	503	97.1%	509	98.3%	Y
2017-2018	19	64733	6018535	Los Angeles	Los Angeles Unified	One Hundred Seventh Street Elementary	Unified School Dis	Elementary Scho	Traditional	CEP	No	N/A	N/A	N	K	5	864	791	91.6%	818	94.7%	814	753	92.5%	780	95.8%	Y
2017-2018	19	64733	6018543	Los Angeles	Los Angeles Unified	One Hundred Sixteenth Street Elementary	Unified School Dis	Elementary Scho	Traditional	CEP	No	N/A	N/A	N	K	5	523	488	93.3%	503	96.2%	488	463	94.9%	478	98.0%	Y
2017-2018	19	64733	6018550	Los Angeles	Los Angeles Unified	One Hundred Thirty-Fifth Street Elementa	Unified School Dis	Elementary Scho	Traditional	CEP	No	N/A	N/A	N	K	5	795	669	84.2%	729	91.7%	742	635	85.6%	694	93.5%	Y
2017-2018	19	64733	6018568	Los Angeles	Los Angeles Unified	One Hundred Twelfth Street Elementary	Unified School Dis	Elementary Scho	Traditional	CEP	No	N/A	N/A	N	K	5	410	396	96.6%	400	97.6%	390	377	96.7%	381	97.7%	Y
2017-2018	19	64733	6018576	Los Angeles	Los Angeles Unified	One Hundred Twenty-Second Street Elem	Unified School Dis	Elementary Scho	Traditional	CEP	No	N/A	N/A	N	K	5	764	665	87.0%	711	93.1%	731	639	87.4%	685	93.7%	Y
2017-2018	19	64733	6018592	Los Angeles	Los Angeles Unified	Osceola Street Elementary	Unified School Dis	Elementary Scho	Traditional	CEP	No	N/A	N/A	N	K	5	345	269	78.0%	292	84.6%	316	258	81.6%	281	88.9%	Y
2017-2018	19	64733	6018618	Los Angeles	Los Angeles Unified	Overland Avenue Elementary	Unified School Dis	Elementary Scho	Traditional	N/A	No	N/A	N/A	N	K	5	497	44	8.9%	47	9.5%	485	42	8.7%	45	9.3%	Y
2017-2018	19	64733	6018626	Los Angeles	Los Angeles Unified	Oxnard Street Elementary	Unified School Dis	Elementary Scho	Traditional	CEP	No	N/A	N/A	N	K	5	393	327	83.2%	355	90.3%	366	313	85.5%	341	93.2%	Y
2017-2018	19	64733	6018634	Los Angeles	Los Angeles Unified	Palisades Charter Elementary	Unified School Dis	Elementary Scho	Traditional	N/A	Yes	0229	Locally fu	N	K	5	499	33	6.6%	41	8.2%	497	33	6.6%	41	8.2%	Y
2017-2018	19	64733	6018642	Los Angeles	Los Angeles Unified	Pacoima Charter Elementary	Unified School Dis	Elementary Scho	Traditional	N/A	Yes	0583	Directly fu	Y	K	5	1272	1005	79.0%	1058	83.2%	1242	979	78.8%	1031	83.0%	Y
2017-2018	19	64733	6018659	Los Angeles	Los Angeles Unified	Palms Elementary	Unified School Dis	Elementary Scho	Traditional	N/A	No	N/A	N/A	N	K	5	325	225	69.2%	249	76.6%	323	223	69.0%	247	76.5%	Y
2017-2018	19	64733	6018667	Los Angeles	Los Angeles Unified	Park Avenue Elementary	Unified School Dis	Elementary Scho	Traditional	CEP	No	N/A	N/A	N	K	6	494	445	90.1%	466	94.3%	476	431	90.5%	452	95.0%	Y
2017-2018	19	64733	6018675	Los Angeles	Los Angeles Unified	Park Western Place Elementary	Unified School Dis	Elementary Scho	Traditional	N/A	No	N/A	N/A	N	K	5	702	321	45.7%	408	58.1%	689	316	45.9%	398	57.8%	Y
2017-2018	19	64733	6018683	Los Angeles	Los Angeles Unified	Parmelee Avenue Elementary	Unified School Dis	Elementary Scho	Traditional	CEP	No	N/A	N/A	N	K	6	846	778	92.0%	801	94.7%	805	748	92.9%	770	95.7%	Y
2017-2018	19	64733	6018691	Los Angeles	Los Angeles Unified	Parthenia Street Elementary	Unified School Dis	Elementary Scho	Traditional	Provision 2	No	N/A	N/A	N	K	5	600	504	84.0%	536	89.3%	562	477	84.9%	509	90.6%	Y
2017-2018	19	64733	6018709	Los Angeles	Los Angeles Unified	Paseo del Rey Fundamental	Unified School Dis	Alternative Schoo	Alternative Sch	N/A	No	N/A	N/A	N	K	5	458	234	51.1%	280	61.1%	452	232	51.3%	278	61.5%	Y
2017-2018	19	64733	6018717	Los Angeles	Los Angeles Unified	Pinewood Avenue Elementary	Unified School Dis	Elementary Scho	Traditional	CEP	No	N/A	N/A	N	K	5	231	200	86.6%	219	94.8%	227	197	86.8%	216	95.2%	Y
2017-2018	19	64733	6018725	Los Angeles	Los Angeles Unified	Plainview Academic Charter Academy	Unified School Dis	Elementary Scho	Traditional	N/A	Yes	1435	Locally fu	N	K	5	294	236	80.3%	259	88.1%	288	232	80.6%	254	88.2%	Y
2017-2018	19	64733	6018741	Los Angeles	Los Angeles Unified	Playa del Rey Elementary	Unified School Dis	Elementary Scho	Traditional	N/A	No	N/A	N/A	N	K	5	275	97	35.3%	129	46.9%	266	96	36.1%	127	47.7%	Y
2017-2018	19	64733	6018758	Los Angeles	Los Angeles Unified	Plummer Elementary	Unified School Dis	Elementary Scho	Traditional	CEP	No	N/A	N/A	N	K	6	847	733	86.5%	773	91.3%	799	705	88.2%	745	93.2%	Y
2017-2018	19	64733	6018766	Los Angeles	Los Angeles Unified	Point Fermin Elementary	Unified School Dis	Elementary Scho	Traditional	N/A	No	N/A	N/A	N	K	5	343	179	52.2%	215	62.7%	343	179	52.2%	215	62.7%	Y
2017-2018	19	64733	6018774	Los Angeles	Los Angeles Unified	Pomelo Community Charter	Unified School Dis	Elementary Scho	Traditional	N/A	Yes	1347	Locally fu	N	K	5	644	146	22.7%	169	26.2%	626	140	22.4%	163	26.0%	Y
2017-2018	19	64733	6018790	Los Angeles	Los Angeles Unified	President Avenue Elementary	Unified School Dis	Elementary Scho	Traditional	N/A	No	N/A	N/A	N	K	6	443	278	62.8%	332	74.9%	412	259	62.9%	310	75.2%	Y
2017-2018	19	64733	6018808	Los Angeles	Los Angeles Unified	Purche Avenue Elementary	Unified School Dis	Elementary Scho	Traditional	N/A	No	N/A	N/A	N	K	5	487	374	76.8%	423	86.9%	462	365	79.0%	411	89.0%	Y
2017-2018	19	64733	6018816	Los Angeles	Los Angeles Unified	Queen Anne Place Elementary	Unified School Dis	Elementary Scho	Traditional	CEP	No	N/A	N/A	N	K	5	387	333	86.0%	357	92.2%	359	313	87.2%	337	93.9%	Y
2017-2018	19	64733	6018824	Los Angeles	Los Angeles Unified	Ramona Elementary	Unified School Dis	Elementary Scho	Traditional	Provision 2	No	N/A	N/A	N	K	6	542	493	91.0%	514	94.8%	516	473	91.7%	494	95.7%	Y
2017-2018	19	64733	6018832	Los Angeles	Los Angeles Unified	Ranchito Avenue Elementary	Unified School Dis	Elementary Scho	Traditional	CEP	No	N/A	N/A	N	K	5	529	416	78.6%	456	86.2%	495	400	80.8%	440	88.9%	Y
2017-2018	19	64733	6018840	Los Angeles	Los Angeles Unified	Raymond Avenue Elementary	Unified School Dis	Elementary Scho	Traditional	CEP	No	N/A	N/A	N	K	5	559	497	88.9%	523	93.6%	524	477	91.0%	503	96.0%	Y
2017-2018	19	64733	6018857	Los Angeles	Los Angeles Unified	Reseda Elementary	Unified School Dis	Elementary Scho	Traditional	CEP	No	N/A	N/A	N	K	5	390	330	84.6%	349	89.5%	384	326	84.9%	345	89.8%	Y
2017-2018	19	64733	6018873	Los Angeles	Los Angeles Unified	Richland Avenue Elementary	Unified School Dis	Elementary Scho	Traditional	N/A	No	N/A	N/A	N	K	6	286	124	43.4%	146	51.0%	273	123	45.1%	143	52.4%	Y
2017-2018	19	64733	6018881	Los Angeles	Los Angeles Unified	Morris K. Hamasaki Elementary	Unified School Dis	Elementary Scho	Traditional	CEP	No	N/A	N/A	N	K	6	375	326	86.9%	345	92.0%	368	321	87.2%	340	92.4%	Y
2017-2018	19	64733	6018907	Los Angeles	Los Angeles Unified	Rio Vista Elementary	Unified School Dis	Elementary Scho	Traditional	N/A	No	N/A	N/A	N	K	5	455	162	35.6%	200	44.0%	443	161	36.3%	197	44.5%	Y
2017-2018	19	64733	6018915	Los Angeles	Los Angeles Unified	Ritter Elementary	Unified School Dis	Elementary Scho	Traditional	CEP	No	N/A	N/A	N	K	5	373	349	93.6%	358	96.0%	344	324	94.2%	333	96.8%	Y
2017-2018	19	64733	6018923	Los Angeles	Los Angeles Unified	Riverside Drive Charter	Unified School Dis	Elementary Scho	Traditional	N/A	Yes	1362	Locally fu	N	K	5	617	201	32.6%	228	37.0%	604	196	32.5%	223	36.9%	Y
2017-2018	19	64733	6018931	Los Angeles	Los Angeles Unified	Robert Hill Lane Elementary	Unified School Dis	Elementary Scho	Traditional	CEP	No	N/A	N/A	N	K	6	394	280	71.1%	332	84.3%	372	267	71.8%	319	85.8%	Y
2017-2018	19	64733	6018949	Los Angeles	Los Angeles Unified	Rockdale Visual & Performing Arts Magne	Unified School Dis	Elementary Scho	Traditional	N/A	No	N/A	N/A	N	K	6	356	176	49.4%	216	60.7%	333	169	50.8%	208	62.5%	Y
2017-2018	19	64733	6018956	Los Angeles	Los Angeles Unified	Roscoe Elementary	Unified School Dis	Elementary Scho	Traditional	Provision 2	No	N/A	N/A	N	K	5	594	513	86.4%	541	91.1%	559	491	87.8%	519	92.8%	Y
2017-2018	19	64733	6018964	Los Angeles	Los Angeles Unified	Roscomare Road Elementary	Unified School Dis	Elementary Scho	Traditional	N/A	No	N/A	N/A	N	K	5	457	23	5.0%	27	5.9%	441	22	5.0%	26	5.9%	Y
2017-2018	19	64733	6018972	Los Angeles	Los Angeles Unified	Rosemont Avenue Elementary	Unified School Dis	Elementary Scho	Traditional	CEP	No	N/A	N/A	N	K	5	299	264	88.3%	276	92.3%	299	264	88.3%	276	92.3%	Y
2017-2018	19	64733	6018980	Los Angeles	Los Angeles Unified	Rosewood Avenue Elementary	Unified School Dis	Elementary Scho	Traditional	N/A	No	N/A	N/A	N	K	6	255	96	37.6%	129	50.6%	252	95	37.7%	128	50.8%	Y
2017-2018	19	64733	6018998	Los Angeles	Los Angeles Unified	Rowan Avenue Elementary	Unified School Dis	Elementary Scho	Traditional	Provision 2	No	N/A	N/A	N	K	5	868	769	88.6%	805	92.7%	818	737	90.1%	772	94.4%	Y
2017-2018	19	64733	6019004	Los Angeles	Los Angeles Unified	Russell Elementary	Unified School Dis	Elementary Scho	Traditional	CEP	No	N/A	N/A	N	K	6	917	835	91.1%	873	95.2%	848	787	92.8%	825	97.3%	Y
2017-2018	19	64733	6019012	Los Angeles	Los Angeles Unified	San Fernando Elementary	Unified School Dis	Elementary Scho	Traditional	Provision 2	No	N/A	N/A	N	K	5	630	511	81.1%	568	90.2%	598	492	82.3%	549	91.8%	Y
2017-2018	19	64733	6019020	Los Angeles	Los Angeles Unified	San Gabriel Avenue Elementary	Unified School Dis	Elementary Scho	Traditional	CEP	No	N/A	N/A	N	K	5	637	516	81.0%	572	89.8%	600	492	82.0%	548	91.3%	Y
2017-2018	19	64733	6019038	Los Angeles	Los Angeles Unified	San Jose Street Elementary	Unified School Dis	Elementary Scho	Traditional	N/A	No	N/A	N/A	N	K	5	693	430	62.0%	525	75.8%	653	411	62.9%	502	76.9%	Y
2017-2018	19	64733	6019046	Los Angeles	Los Angeles Unified	San Pascual Elementary Science Technol	Unified School Dis	Elementary Scho	Traditional	N/A	No	N/A	N/A	N	K	6	279	183	65.6%	218	78.1%	255	173	67.8%	207	81.2%	Y
2017-2018	19	64733	6019053	Los Angeles	Los Angeles Unified	San Pedro Street Elementary	Unified School Dis	Elementary Scho	Traditional	CEP	No	N/A	N/A	N	K	5	738	686	93.0%	704	95.4%	702	661	94.2%	679	96.7%	Y
2017-2018	19	64733	6019061	Los Angeles	Los Angeles Unified	Martin Luther King Jr. Elementary	Unified School Dis	Elementary Scho	Traditional	CEP	No	N/A	N/A	N	K	5	456	412	90.4%	430	94.3%	429	392	91.4%	410	95.6%	Y
2017-2018	19	64733	6019079	Los Angeles	Los Angeles Unified	Santa Monica Boulevard Community Char	Unified School Dis	Elementary Scho	Traditional	N/A	Yes	0446	Directly fu	Y	K	6	926	828	89.4%	905	97.7%	903	806	89.3%	882	97.7%	Y
2017-2018	19	64733	6019087	Los Angeles	Los Angeles Unified	Saticoy Elementary	Unified School Dis	Elementary Scho	Traditional	CEP	No	N/A	N/A	N	K	5	566	423	74.7%	485	85.7%	555	418	75.3%	479	86.3%	Y
2017-2018	19	64733	6019095	Los Angeles	Los Angeles Unified	Second Street Elementary	Unified School Dis	Elementary Scho	Traditional	Provision 2	No	N/A	N/A	N	K	6	369	319	86.4%	334	90.5%	337	299	88.7%	314	93.2%	Y
2017-2018	19	64733	6019103	Los Angeles	Los Angeles Unified	Selma Avenue Elementary	Unified School Dis	Elementary Scho	Traditional	CEP	No	N/A	N/A	N	K	6	145	121	83.4%	131	90.3%	140	119	85.0%	129	92.1%	Y
2017-2018	19	64733	6019111	Los Angeles	Los Angeles Unified	Serrania Avenue Charter For Enriched Stu	Unified School Dis	Elementary Scho	Traditional	N/A	Yes	1484	Locally fu	N	K	5	670	213	31.8%	255	38.1%	643	205	31.9%	244	37.9%	Y
2017-2018	19	64733	6019129	Los Angeles	Los Angeles Unified	Seventh Street Elementary	Unified School Dis	Elementary Scho	Traditional	N/A	No	N/A	N/A	N	K	5	429	227	52.9%	267	62.2%	396	210	53.0%	250	63.1%	Y
2017-2018	19	64733	6019137	Los Angeles	Los Angeles Unified	Seventy-Fifth Street Elementary	Unified School Dis	Elementary Scho	Traditional	CEP	No	N/A	N/A	N	K	6	1080	1006	93.1%	1037	96.0%	1019	963	94.5%	994	97.5%	Y
2017-2018	19	64733	6019145	Los Angeles	Los Angeles Unified	Seventy-Fourth Street Elementary	Unified School Dis	Elementary Scho	Traditional	CEP	No	N/A	N/A	N	K	5	535	445	83.2%	467	87.3%	506	427	84.4%	448	88.5%	Y
2017-2018	19	64733	6019152	Los Angeles	Los Angeles Unified	Sharp Avenue Elementary	Unified School Dis	Elementary Scho	Traditional	CEP	No	N/A	N/A	N	K	5	680	584	85.9%	632	92.9%	643	557	86.6%	605	94.1%	Y
2017-2018	19	64733	6019160	Los Angeles	Los Angeles Unified	Shenandoah Street Elementary	Unified School Dis	Elementary Scho	Traditional	Provision 2	No	N/A	N/A	N	K	5	442	386	87.3%	408	92.3%	415	372	89.6%	394	94.9%	Y
2017-2018	19	64733	6019178	Los Angeles	Los Angeles Unified	Sheridan Street Elementary	Unified School Dis	Elementary Scho	Traditional	CEP	No	N/A	N/A	N	K	6	824	757	91.9%	788	95.6%	789	727	92.1%	758	96.1%	Y
2017-2018	19	64733	6019186	Los Angeles	Los Angeles Unified	Sherman Oaks Elementary Charter	Unified School Dis	Elementary Scho	Traditional	N/A	Yes	1348	Locally fu	N	K	5	828	216	26.1%	244	29.5%	806	213	26.4%	241	29.9%	Y
2017-2018	19	64733	6019194	Los Angeles	Los Angeles Unified	Shirley Avenue Elementary	Unified School Dis	Elementary Scho	Traditional	N/A	No	N/A	N/A	N	K	5	460	341	74.1%	375	81.5%	436	333	76.4%	367	84.2%	Y
2017-2018	19	64733	6019202	Los Angeles	Los Angeles Unified	Short Avenue Elementary	Unified School Dis	Elementary Scho	Traditional	N/A	No	N/A	N/A	N	K	6	300	165	55.0%	190	63.3%	287	162	56.4%	186	64.8%	Y
2017-2018	19	64733	6019210	Los Angeles	Los Angeles Unified	Sierra Park Elementary	Unified School Dis	Elementary Scho	Traditional	CEP	No	N/A	N/A	N	K	6	371	292	78.7%	327	88.1%	365	288	78.9%	323	88.5%	Y
2017-2018	19	64733	6019228	Los Angeles	Los Angeles Unified	Sierra Vista Elementary	Unified School Dis	Elementary Scho	Traditional	CEP	No	N/A	N/A	N	K	6	237	174	73.4%	191	80.6%	219	166	75.8%	183	83.6%	Y
2017-2018	19	64733	6019236	Los Angeles	Los Angeles Unified	Sixth Avenue Elementary	Unified School Dis	Elementary Scho	Traditional	CEP	No	N/A	N/A	N	K	5	574	513	89.4%	524	91.3%	541	488	90.2%	499	92.2%	Y
2017-2018	19	64733	6019244	Los Angeles	Los Angeles Unified	Sixty-Eighth Street Elementary	Unified School Dis	Elementary Scho	Traditional	CEP	No	N/A	N/A	N	K	6	806	753	93.4%	769	95.4%	769	727	94.5%	743	96.6%	Y
2017-2018	19	64733	6019251	Los Angeles	Los Angeles Unified	Sixty-First Street Elementary	Unified School Dis	Elementary Scho	Traditional	CEP	No	N/A	N/A	N	K	6	619	567	91.6%	583	94.2%	560	522	93.2%	538	96.1%	Y
2017-2018	19	64733	6019269	Los Angeles	Los Angeles Unified	Sixty-Sixth Street Elementary	Unified School Dis	Elementary Scho	Traditional	CEP	No	N/A	N/A	N	K	6	866	799	92.3%	824	95.2%	828	774	93.5%	798	96.4%	Y

2017-2018	19	64733	6019277	Los Angeles	Los Angeles Unified	Solano Avenue Elementary	Unified School Dis	Elementary Scho	Traditional	N/A	No	N/A	N/A	N	K	6	241	126	52.3%	156	64.7%	233	121	51.9%	151	64.8%	Y
2017-2018	19	64733	6019285	Los Angeles	Los Angeles Unified	Soto Street Elementary	Unified School Dis	Elementary Scho	Traditional	Provision 2	No	N/A	N/A	N	K	6	202	182	90.1%	192	95.0%	196	177	90.3%	186	94.9%	Y
2017-2018	19	64733	6019293	Los Angeles	Los Angeles Unified	South Park Elementary	Unified School Dis	Elementary Scho	Traditional	CEP	No	N/A	N/A	N	K	6	1006	932	92.6%	958	95.2%	957	900	94.0%	925	96.7%	Y
2017-2018	19	64733	6019301	Los Angeles	Los Angeles Unified	South Shores/CSUDH Visual and Perform	Unified School Dis	Alternative Schoo	Alternative Sch	N/A	No	N/A	N/A	N	K	5	477	181	37.9%	219	45.9%	477	181	37.9%	219	45.9%	Y
2017-2018	19	64733	6019319	Los Angeles	Los Angeles Unified	Stagg Street Elementary	Unified School Dis	Elementary Scho	Traditional	N/A	No	N/A	N/A	N	K	5	423	291	68.8%	328	77.5%	393	278	70.7%	313	79.6%	Y
2017-2018	19	64733	6019327	Los Angeles	Los Angeles Unified	Stanford Avenue Elementary	Unified School Dis	Elementary Scho	Traditional	Provision 2	No	N/A	N/A	N	K	5	558	499	89.4%	530	95.0%	558	499	89.4%	530	95.0%	Y
2017-2018	19	64733	6019335	Los Angeles	Los Angeles Unified	State Street Elementary	Unified School Dis	Elementary Scho	Traditional	CEP	No	N/A	N/A	N	K	5	547	460	84.1%	496	90.7%	508	435	85.6%	470	92.5%	Y
2017-2018	19	64733	6019343	Los Angeles	Los Angeles Unified	Stonehurst Avenue Elementary	Unified School Dis	Elementary Scho	Traditional	N/A	No	N/A	N/A	N	K	5	284	215	75.7%	243	85.6%	277	210	75.8%	237	85.6%	Y
2017-2018	19	64733	6019350	Los Angeles	Los Angeles Unified	Stoner Avenue Elementary	Unified School Dis	Elementary Scho	Traditional	Provision 2	No	N/A	N/A	N	K	5	292	272	93.2%	284	97.3%	283	266	94.0%	277	97.9%	Y
2017-2018	19	64733	6019368	Los Angeles	Los Angeles Unified	Strathern Street Elementary	Unified School Dis	Elementary Scho	Traditional	CEP	No	N/A	N/A	N	K	5	607	496	81.7%	538	88.6%	572	475	83.0%	517	90.4%	Y
2017-2018	19	64733	6019376	Los Angeles	Los Angeles Unified	Sunland Elementary	Unified School Dis	Elementary Scho	Traditional	N/A	No	N/A	N/A	N	K	5	384	254	66.1%	286	74.5%	378	252	66.7%	283	74.9%	Y
2017-2018	19	64733	6019384	Los Angeles	Los Angeles Unified	Sunny Brae Avenue Elementary	Unified School Dis	Elementary Scho	Traditional	CEP	No	N/A	N/A	N	K	5	543	452	83.2%	490	90.2%	509	434	85.3%	470	92.3%	Y
2017-2018	19	64733	6019392	Los Angeles	Los Angeles Unified	Superior Street Elementary	Unified School Dis	Elementary Scho	Traditional	N/A	Yes	1476	Locally fu	N	K	5	508	229	45.1%	274	53.9%	492	222	45.1%	267	54.3%	Y
2017-2018	19	64733	6019400	Los Angeles	Los Angeles Unified	Sylmar Elementary	Unified School Dis	Elementary Scho	Traditional	CEP	No	N/A	N/A	N	K	5	564	475	84.2%	512	90.8%	535	459	85.8%	496	92.7%	Y
2017-2018	19	64733	6019418	Los Angeles	Los Angeles Unified	Sylvan Park Elementary	Unified School Dis	Elementary Scho	Traditional	Provision 2	No	N/A	N/A	N	K	5	882	777	88.1%	813	92.2%	812	741	91.3%	775	95.4%	Y
2017-2018	19	64733	6019426	Los Angeles	Los Angeles Unified	Taper Avenue Elementary	Unified School Dis	Elementary Scho	Traditional	N/A	No	N/A	N/A	N	K	5	720	288	40.0%	365	50.7%	704	280	39.8%	356	50.6%	Y
2017-2018	19	64733	6019434	Los Angeles	Los Angeles Unified	Tarzana Elementary	Unified School Dis	Elementary Scho	Traditional	N/A	No	N/A	N/A	N	K	5	368	299	81.3%	330	89.7%	361	294	81.4%	324	89.8%	Y
2017-2018	19	64733	6019442	Los Angeles	Los Angeles Unified	Telfair Avenue Elementary	Unified School Dis	Elementary Scho	Traditional	CEP	No	N/A	N/A	N	K	5	703	618	87.9%	655	93.2%	671	602	89.7%	639	95.2%	Y
2017-2018	19	64733	6019459	Los Angeles	Los Angeles Unified	Tenth Street Elementary	Unified School Dis	Elementary Scho	Traditional	CEP	No	N/A	N/A	N	K	5	666	632	94.9%	649	97.4%	666	632	94.9%	649	97.4%	Y
2017-2018	19	64733	6019467	Los Angeles	Los Angeles Unified	Third Street Elementary	Unified School Dis	Elementary Scho	Traditional	N/A	No	N/A	N/A	N	K	5	625	140	22.4%	173	27.7%	610	137	22.5%	170	27.9%	Y
2017-2018	19	64733	6019475	Los Angeles	Los Angeles Unified	Thirty-Second Street USC Performing Arts	Unified School Dis	Alternative Schoo	Alternative Sch	N/A	No	N/A	N/A	N	K	12	1051	789	75.1%	944	89.8%	1050	788	75.0%	943	89.8%	Y
2017-2018	19	64733	6019483	Los Angeles	Los Angeles Unified	Lenicia B. Weemes Elementary	Unified School Dis	Elementary Scho	Traditional	CEP	No	N/A	N/A	N	K	5	582	529	90.9%	549	94.3%	549	506	92.2%	525	95.6%	Y
2017-2018	19	64733	6019491	Los Angeles	Los Angeles Unified	Birdielee V. Bright Elementary	Unified School Dis	Elementary Scho	Traditional	CEP	No	N/A	N/A	N	K	5	650	564	86.8%	585	90.0%	619	545	88.0%	566	91.4%	Y
2017-2018	19	64733	6019509	Los Angeles	Los Angeles Unified	Toland Way Elementary	Unified School Dis	Elementary Scho	Traditional	CEP	No	N/A	N/A	N	K	6	337	250	74.2%	285	84.6%	318	241	75.8%	276	86.8%	Y
2017-2018	19	64733	6019517	Los Angeles	Los Angeles Unified	Toluca Lake Elementary	Unified School Dis	Elementary Scho	Traditional	N/A	No	N/A	N/A	N	K	5	433	279	64.4%	338	78.1%	426	275	64.6%	334	78.4%	Y
2017-2018	19	64733	6019525	Los Angeles	Los Angeles Unified	Topanga Elementary Charter	Unified School Dis	Elementary Scho	Traditional	N/A	Yes	0230	Locally fu	N	K	6	295	43	14.6%	45	15.3%	290	43	14.8%	45	15.5%	Y
2017-2018	19	64733	6019533	Los Angeles	Los Angeles Unified	Topeka Charter School For Advanced Stu	Unified School Dis	Elementary Scho	Traditional	N/A	Yes	1475	Locally fu	N	K	5	610	195	32.0%	236	38.7%	594	190	32.0%	231	38.9%	Y
2017-2018	19	64733	6019541	Los Angeles	Los Angeles Unified	Towne Avenue Elementary	Unified School Dis	Elementary Scho	Traditional	N/A	No	N/A	N/A	N	K	5	319	212	66.5%	260	81.5%	305	208	68.2%	255	83.6%	Y
2017-2018	19	64733	6019558	Los Angeles	Los Angeles Unified	Trinity Street Elementary	Unified School Dis	Elementary Scho	Traditional	Provision 2	No	N/A	N/A	N	K	5	316	297	94.0%	307	97.2%	316	297	94.0%	307	97.2%	Y
2017-2018	19	64733	6019566	Los Angeles	Los Angeles Unified	Tulsa Street Elementary	Unified School Dis	Elementary Scho	Traditional	N/A	No	N/A	N/A	N	K	5	490	280	57.1%	342	69.8%	479	274	57.2%	335	69.9%	Y
2017-2018	19	64733	6019574	Los Angeles	Los Angeles Unified	Tweedy Elementary	Unified School Dis	Elementary Scho	Traditional	CEP	No	N/A	N/A	N	K	5	662	515	77.8%	592	89.4%	628	498	79.3%	575	91.6%	Y
2017-2018	19	64733	6019582	Los Angeles	Los Angeles Unified	Twentieth Street Elementary	Unified School Dis	Elementary Scho	Traditional	CEP	No	N/A	N/A	N	K	5	608	561	92.3%	589	96.9%	571	534	93.5%	562	98.4%	Y
2017-2018	19	64733	6019590	Los Angeles	Los Angeles Unified	Twenty-Eighth Street Elementary	Unified School Dis	Elementary Scho	Traditional	CEP	No	N/A	N/A	N	K	5	732	686	93.7%	703	96.0%	697	658	94.4%	675	96.8%	Y
2017-2018	19	64733	6019608	Los Angeles	Los Angeles Unified	Twenty-Fourth Street Elementary	Unified School Dis	Elementary Scho	Traditional	CEP	No	N/A	N/A	N	K	5	625	563	90.1%	578	92.5%	591	541	91.5%	556	94.1%	Y
2017-2018	19	64733	6019616	Los Angeles	Los Angeles Unified	Two Hundred Thirty-Second Place	Unified School Dis	Elementary Scho	Traditional	N/A	No	N/A	N/A	N	K	5	430	230	53.5%	292	67.9%	403	219	54.3%	281	69.7%	Y
2017-2018	19	64733	6019624	Los Angeles	Los Angeles Unified	Union Avenue Elementary	Unified School Dis	Elementary Scho	Traditional	CEP	No	N/A	N/A	N	K	5	1105	1054	95.4%	1073	97.1%	1060	1021	96.3%	1040	98.1%	Y
2017-2018	19	64733	6019632	Los Angeles	Los Angeles Unified	Utah Street Elementary	Unified School Dis	Elementary Scho	Traditional	CEP	No	N/A	N/A	N	K	8	445	387	87.0%	411	92.4%	418	366	87.6%	390	93.3%	Y
2017-2018	19	64733	6019640	Los Angeles	Los Angeles Unified	Valerio Street Elementary	Unified School Dis	Elementary Scho	Traditional	CEP	No	N/A	N/A	N	K	5	897	796	88.7%	839	93.5%	852	762	89.4%	805	94.5%	Y
2017-2018	19	64733	6019657	Los Angeles	Los Angeles Unified	Valley View Elementary	Unified School Dis	Elementary Scho	Traditional	N/A	No	N/A	N/A	N	K	6	236	50	21.2%	57	24.2%	235	50	21.3%	57	24.3%	Y
2017-2018	19	64733	6019665	Los Angeles	Los Angeles Unified	Van Deene Avenue Elementary	Unified School Dis	Elementary Scho	Traditional	N/A	No	N/A	N/A	N	K	6	357	253	70.9%	288	80.7%	329	239	72.6%	274	83.3%	Y
2017-2018	19	64733	6019673	Los Angeles	Los Angeles Unified	Van Gogh Charter	Unified School Dis	Elementary Scho	Traditional	N/A	Yes	1479	Locally fu	N	K	5	470	146	31.1%	193	41.1%	455	140	30.8%	186	40.9%	Y
2017-2018	19	64733	6019681	Los Angeles	Los Angeles Unified	Van Ness Avenue Elementary	Unified School Dis	Elementary Scho	Traditional	CEP	No	N/A	N/A	N	K	5	212	167	78.8%	188	88.7%	211	166	78.7%	187	88.6%	Y
2017-2018	19	64733	6019699	Los Angeles	Los Angeles Unified	Van Nuys Elementary	Unified School Dis	Elementary Scho	Traditional	CEP	No	N/A	N/A	N	K	5	634	554	87.4%	588	92.7%	581	521	89.7%	555	95.5%	Y
2017-2018	19	64733	6019707	Los Angeles	Los Angeles Unified	Vanalden Avenue Elementary	Unified School Dis	Elementary Scho	Traditional	N/A	No	N/A	N/A	N	K	5	416	301	72.4%	344	82.7%	386	285	73.8%	327	84.7%	Y
2017-2018	19	64733	6019715	Los Angeles	Los Angeles Unified	Vaughn Next Century Learning Center	Unified School Dis	K-12 Schools (Pu	Traditional	N/A	Yes	0016	Directly fu	Y	P	12	2962	2537	85.7%	2887	97.5%	2914	2498	85.7%	2842	97.5%	Y
2017-2018	19	64733	6019723	Los Angeles	Los Angeles Unified	Vena Avenue Elementary	Unified School Dis	Elementary Scho	Traditional	CEP	No	N/A	N/A	N	K	5	571	400	70.1%	449	78.6%	532	383	72.0%	430	80.8%	Y
2017-2018	19	64733	6019731	Los Angeles	Los Angeles Unified	Vermont Avenue Elementary	Unified School Dis	Elementary Scho	Traditional	CEP	No	N/A	N/A	N	K	5	629	565	89.8%	593	94.3%	598	543	90.8%	571	95.5%	Y
2017-2018	19	64733	6019749	Los Angeles	Los Angeles Unified	Vernon City Elementary	Unified School Dis	Elementary Scho	Traditional	CEP	No	N/A	N/A	N	K	7	226	213	94.2%	218	96.5%	225	212	94.2%	217	96.4%	Y
2017-2018	19	64733	6019756	Los Angeles	Los Angeles Unified	Victoria Avenue Elementary	Unified School Dis	Elementary Scho	Traditional	CEP	No	N/A	N/A	N	K	5	448	375	83.7%	405	90.4%	416	357	85.8%	387	93.0%	Y
2017-2018	19	64733	6019764	Los Angeles	Los Angeles Unified	Victory Boulevard Elementary	Unified School Dis	Elementary Scho	Traditional	Provision 2	No	N/A	N/A	N	K	5	566	490	86.6%	516	91.2%	533	470	88.2%	495	92.9%	Y
2017-2018	19	64733	6019772	Los Angeles	Los Angeles Unified	Vine Street Elementary	Unified School Dis	Elementary Scho	Traditional	Provision 2	No	N/A	N/A	N	K	6	476	395	83.0%	427	89.7%	453	386	85.2%	418	92.3%	Y
2017-2018	19	64733	6019780	Los Angeles	Los Angeles Unified	Vinedale Elementary	Unified School Dis	Elementary Scho	Traditional	Provision 2	No	N/A	N/A	N	K	5	154	124	80.5%	137	89.0%	148	120	81.1%	132	89.2%	Y
2017-2018	19	64733	6019798	Los Angeles	Los Angeles Unified	Vintage Math/Science/Technology Magne	Unified School Dis	Alternative Schoo	Alternative Sch	N/A	No	N/A	N/A	N	K	5	831	357	43.0%	488	58.7%	827	355	42.9%	485	58.6%	Y
2017-2018	19	64733	6019806	Los Angeles	Los Angeles Unified	Virginia Road Elementary	Unified School Dis	Elementary Scho	Traditional	N/A	No	N/A	N/A	N	K	5	350	311	88.9%	330	94.3%	321	288	89.7%	307	95.6%	Y
2017-2018	19	64733	6019814	Los Angeles	Los Angeles Unified	Wadsworth Avenue Elementary	Unified School Dis	Elementary Scho	Traditional	CEP	No	N/A	N/A	N	K	5	715	659	92.2%	681	95.2%	665	622	93.5%	643	96.7%	Y
2017-2018	19	64733	6019822	Los Angeles	Los Angeles Unified	Walgrove Avenue Elementary	Unified School Dis	Elementary Scho	Traditional	N/A	No	N/A	N/A	N	K	5	284	114	40.1%	129	45.4%	278	112	40.3%	127	45.7%	Y
2017-2018	19	64733	6019830	Los Angeles	Los Angeles Unified	Warner Avenue Elementary	Unified School Dis	Elementary Scho	Traditional	N/A	No	N/A	N/A	N	K	5	652	42	6.4%	50	7.7%	652	42	6.4%	50	7.7%	Y
2017-2018	19	64733	6019848	Los Angeles	Los Angeles Unified	Weigand Avenue Elementary	Unified School Dis	Elementary Scho	Traditional	CEP	No	N/A	N/A	N	K	5	484	464	95.9%	475	98.1%	468	450	96.2%	461	98.5%	Y
2017-2018	19	64733	6019855	Los Angeles	Los Angeles Unified	Welby Way Charter Elementary School A	Unified School Dis	Elementary Scho	Traditional	N/A	Yes	1349	Locally fu	N	K	5	816	112	13.7%	130	15.9%	810	112	13.8%	130	16.0%	Y
2017-2018	19	64733	6019863	Los Angeles	Los Angeles Unified	West Athens Elementary	Unified School Dis	Elementary Scho	Traditional	CEP	No	N/A	N/A	N	K	5	713	622	87.2%	645	90.5%	674	597	88.6%	620	92.0%	Y
2017-2018	19	64733	6019871	Los Angeles	Los Angeles Unified	West Hollywood Elementary	Unified School Dis	Elementary Scho	Traditional	N/A	No	N/A	N/A	N	K	5	424	73	17.2%	80	18.9%	413	72	17.4%	79	19.1%	Y
2017-2018	19	64733	6019889	Los Angeles	Los Angeles Unified	West Vernon Avenue Elementary	Unified School Dis	Elementary Scho	Traditional	CEP	No	N/A	N/A	N	K	5	752	714	94.9%	726	96.5%	712	684	96.1%	696	97.8%	Y
2017-2018	19	64733	6019905	Los Angeles	Los Angeles Unified	Western Avenue Elementary	Unified School Dis	Elementary Scho	Traditional	CEP	No	N/A	N/A	N	K	5	560	497	88.8%	513	91.6%	525	477	90.9%	493	93.9%	Y
2017-2018	19	64733	6019913	Los Angeles	Los Angeles Unified	Westminster Avenue Elementary	Unified School Dis	Elementary Scho	Traditional	CEP	No	N/A	N/A	N	K	5	410	307	74.9%	329	80.2%	403	304	75.4%	326	80.9%	Y
2017-2018	19	64733	6019921	Los Angeles	Los Angeles Unified	Westport Heights Elementary	Unified School Dis	Elementary Scho	Traditional	N/A	No	N/A	N/A	N	K	5	286	153	53.5%	190	66.4%	277	150	54.2%	187	67.5%	Y
2017-2018	19	64733	6019939	Los Angeles	Los Angeles Unified	Westwood Charter Elementary	Unified School Dis	Elementary Scho	Traditional	N/A	Yes	0031	Locally fu	N	K	5	829	87	10.5%	92	11.1%	829	87	10.5%	92	11.1%	Y
2017-2018	19	64733	6019947	Los Angeles	Los Angeles Unified	White Point Elementary	Unified School Dis	Elementary Scho	Traditional	N/A	No	N/A	N/A	N	K	6	361	105	29.1%	129	35.7%	351	104	29.6%	125	35.6%	Y
2017-2018	19	64733	6019954	Los Angeles	Los Angeles Unified	Wilbur Charter For Enriched Academics	Unified School Dis	Elementary Scho	Traditional	N/A	Yes	1482	Locally fu	N	K	5	636	108	17.0%	135	21.2%	632	107	16.9%	133	21.0%	Y
2017-2018	19	64733	6019962	Los Angeles	Los Angeles Unified	Wilmington Park Elementary	Unified School Dis	Elementary Scho	Traditional	N/A	No	N/A	N/A	N	K	5	776	636	82.0%	715	92.1%	745	618	83.0%	694	93.2%	Y
2017-2018	19	64733	6019970	Los Angeles	Los Angeles Unified	Wilshire Crest Elementary	Unified School Dis	Elementary Scho	Traditional	N/A	No	N/A	N/A	N	K	5	150	117	78.0%	126	84.0%	131	107	81.7%	116	88.5%	Y
2017-2018	19	64733	6019988	Los Angeles	Los Angeles Unified	Wilton Place Elementary	Unified School Dis	Elementary Scho	Traditional	N/A	No	N/A	N/A	N	K	5	570	442	77.5%	489	85.8%	543	426	78.5%	472	86.9%	Y
2017-2018	19	64733	6019996	Los Angeles	Los Angeles Unified	Windsor Hills Math Science	Unified School Dis	Alternative Schoo	Alternative Sch	N/A	No	N/A	N/A	N	K	5	522	367	70.3%	425	81.4%	512	362	70.7%	418	81.6%	Y
2017-2018	19	64733	6020002	Los Angeles	Los Angeles Unified	Winnetka Avenue Elementary	Unified School Dis	Elementary Scho	Traditional	CEP	No	N/A	N/A	N	K	5	524	428	81.7%	452	86.3%	488	403	82.6%	427	87.5%	Y
2017-2018	19	64733	6020010	Los Angeles	Los Angeles Unified	Wonderland Avenue Elementary	Unified School Dis	Elementary Scho	Traditional	N/A	No	N/A	N/A	N	K	5	522	57	10.9%	65	12.5%	514	57	11.1%	65	12.6%	Y
2017-2018	19	64733	6020028	Los Angeles	Los Angeles Unified	Woodcrest Elementary	Unified School Dis	Elementary Scho	Traditional	CEP	No	N/A	N/A	N	K	5	818	754	92.2%	779	95.2%	782	729	93.2%	754	96.4%	Y
2017-2018	19	64733	6020036	Los Angeles	Los Angeles Unified	Woodlake Elementary Community Charte	Unified School Dis	Elementary Scho	Traditional	N/A	Yes	1483	Locally fu	N	K	5	533	185	34.7%	216	40.5%	519	179	34.5%	210	40.5%	Y
2017-2018	19	64733	6020044	Los Angeles	Los Angeles Unified	Woodland Hills Elementary Charter For E	Unified School Dis	Elementary Scho	Traditional	N/A	Yes	1485	Locally fu	N	K	5	696	108	15.5%	123	17.7%	688	107	15.6%	121	17.6%	Y
2017-2018	19	64733	6020051	Los Angeles	Los Angeles Unified	Woodlawn Avenue Elementary	Unified School Dis	Elementary Scho	Traditional	CEP	No	N/A	N/A	N	K	5	735	608	82.7%	651	88.6%	696	581	83.5%	624	89.7%	Y
2017-2018	19	64733	6020069	Los Angeles	Los Angeles Unified	Yorkdale Elementary	Unified School Dis	Elementary Scho	Traditional	CEP	No	N/A	N/A	N	K	6	241	184	76.3%	206	85.5%	219	171	78.1%	193	88.1%	Y
2017-2018	19	64733	6057855	Los Angeles	Los Angeles Unified	John Adams Middle	Unified School Dis	Intermediate/Midd	Traditional	CEP	No	N/A	N/A	N	6	8	853	800	93.8%	827	97.0%	853	800	93.8%	827	97.0%	Y
2017-2018	19	64733	6057871	Los Angeles	Los Angeles Unified	Hubert Howe Bancroft Middle	Unified School Dis	Intermediate/Midd	Traditional	CEP	No	N/A	N/A	N	6	8	801	646	80.6%	698	87.1%	801	646	80.6%	698	87.1%	Y
2017-2018	19	64733	6057889	Los Angeles	Los Angeles Unified	Belvedere Middle	Unified School Dis	Intermediate/Midd	Traditional	Provision 2	No	N/A	N/A	N	6	8	1022	935	91.5%	987	96.6%	1022	935	91.5%	987	96.6%	Y
2017-2018	19	64733	6057897	Los Angeles	Los Angeles Unified	Luther Burbank Middle	Unified School Dis	Intermediate/Midd	Traditional	CEP	No	N/A	N/A	N	6	8	994	798	80.3%	871	87.6%	994	798	80.3%	871	87.6%	Y
2017-2018	19	64733	6057905	Los Angeles	Los Angeles Unified	Richard E. Byrd Middle	Unified School Dis	Intermediate/Midd	Traditional	CEP	No	N/A	N/A	N	6	8	1455	1204	82.7%	1334	91.7%	1455	1204	82.7%	1334	91.7%	Y
2017-2018	19	64733	6057913	Los Angeles	Los Angeles Unified	Andrew Carnegie Middle	Unified School Dis	Intermediate/Midd	Traditional	N/A	No	N/A	N/A	N	6	8	867	580	66.9%	670	77.3%	867	580	66.9%	670	77.3%	Y
2017-2018	19	64733	6057921	Los Angeles	Los Angeles Unified	George Washington Carver Middle	Unified School Dis	Intermediate/Midd	Traditional	CEP	No	N/A	N/A	N	6	8	794	747	94.1%	772	97.2%	794	747	94.1%	772	97.2%	Y
2017-2018	19	64733	6057939	Los Angeles	Los Angeles Unified	Chester W. Nimitz Middle	Unified School Dis	Intermediate/Midd	Traditional	CEP	No	N/A	N/A	N	6	8	1481	1290	87.1%	1403	94.7%	1481	1290	87.1%	1403	94.7%	Y
2017-2018	19	64733	6057947	Los Angeles	Los Angeles Unified	Christopher Columbus Middle	Unified School Dis	Intermediate/Midd	Traditional	CEP	No	N/A	N/A	N	6	8	701	608	86.7%	643	91.7%	701	608	86.7%	643	91.7%	Y
2017-2018	19	64733	6057954	Los Angeles	Los Angeles Unified	Richard Henry Dana Middle	Unified School Dis	Intermediate/Midd	Traditional	N/A	No	N/A	N/A	N	6	8	1612	1034	64.1%	1155	71.7%	1612	1034	64.1%	1155	71.7%	Y
2017-2018	19	64733	6057962	Los Angeles	Los Angeles Unified	Charles Drew Middle	Unified School Dis	Intermediate/Midd	Traditional	CEP	No	N/A	N/A	N	6	8	802	760	94.8%	784	97.8%	802	760	94.8%	784	97.8%	Y
2017-2018	19	64733	6057988	Los Angeles	Los Angeles Unified	Emerson Community Charter	Unified School Dis	Intermediate/Midd	Traditional	N/A	Yes	1688	Locally fu	N	6	8	613	293	47.8%	340	55.5%	613	293	47.8%	340	55.5%	Y
2017-2018	19	64733	6057996	Los Angeles	Los Angeles Unified	Alexander Fleming Middle	Unified School Dis	Intermediate/Midd	Traditional	N/A	No	N/A	N/A	N	6	8	1350	1014	75.1%	1150	85.2%	1350	1014	75.1%	1150	85.2%	Y
2017-2018	19	64733	6058002	Los Angeles	Los Angeles Unified	Robert Fulton College Preparatory	Unified School Dis	K-12 Schools (Pu	Traditional	CEP	No	N/A	N/A	N	6	12	1566	1399	89.3%	1475	94.2%	1530	1364	89.2%	1439	94.1%	Y
2017-2018	19	64733	6058028	Los Angeles	Los Angeles Unified	Samuel Gompers Middle	Unified School Dis	Intermediate/Midd	Traditional	CEP	No	N/A	N/A	N	6	8	440	420	95.5%	428	97.3%	440	420	95.5%	428	97.3%	Y
2017-2018	19	64733	6058036	Los Angeles	Los Angeles Unified	Griffith Middle	Unified School Dis	Intermediate/Midd	Traditional	CEP	No	N/A	N/A	N	6	8	1459	1272	87.2%	1390	95.3%	1459	1272	87.2%	1390	95.3%	Y
2017-2018	19	64733	6058044	Los Angeles	Los Angeles Unified	Bret Harte Preparatory Middle	Unified School Dis	Intermediate/Midd	Traditional	CEP	No	N/A	N/A	N	6	8	525	492	93.7%	498	94.9%	525	492	93.7%	498	94.9%	Y
2017-2018	19	64733	6058051	Los Angeles	Los Angeles Unified	Hollenbeck Middle	Unified School Dis	Intermediate/Midd	Traditional	CEP	No	N/A	N/A	N	6	8	1023	926	90.5%	982	96.0%	1023	926	90.5%	982	96.0%	Y
2017-2018	19	64733	6058069	Los Angeles	Los Angeles Unified	Oliver Wendell Holmes Middle	Unified School Dis	Intermediate/Midd	Traditional	N/A	No	N/A	N/A	N	6	8	1310	867	66.2%	1011	77.2%	1310	867	66.2%	1011	77.2%	Y
2017-2018	19	64733	6058077	Los Angeles	Los Angeles Unified	Washington Irving Middle School Math, M	Unified School Dis	Intermediate/Midd	Traditional	CEP	No	N/A	N/A	N	6	8	762	586	76.9%	666	87.4%	762	586	76.9%	666	87.4%	Y
2017-2018	19	64733	6058085	Los Angeles	Los Angeles Unified	Thomas Starr King Middle School Film an	Unified School Dis	Intermediate/Midd	Traditional	N/A	No	N/A	N/A	N	6	8	2022	1282	63.4%	1511	74.7%	2022	1282	63.4%	1511	74.7%	Y
2017-2018	19	64733	6058093	Los Angeles	Los Angeles Unified	Ernest Lawrence Middle	Unified School Dis	Intermediate/Midd	Traditional	N/A	No	N/A	N/A	N	6	8	1423	746	52.4%	881	61.9%	1423	746	52.4%	881	61.9%	Y
2017-2018	19	64733	6058101	Los Angeles	Los Angeles Unified	Charles Maclay Middle	Unified School Dis	Intermediate/Midd	Traditional	CEP	No	N/A	N/A	N	6	8	616	555	90.1%	590	95.8%	616	555	90.1%	590	95.8%	Y
2017-2018	19	64733	6058127	Los Angeles	Los Angeles Unified	Marina del Rey Middle	Unified School Dis	Intermediate/Midd	Traditional	CEP	No	N/A	N/A	N	6	8	602	468	77.7%	514	85.4%	602	468	77.7%	514	85.4%	Y
2017-2018	19	64733	6058135	Los Angeles	Los Angeles Unified	Mark Twain Middle	Unified School Dis	Intermediate/Midd	Traditional	N/A	No	N/A	N/A	N	6	8	660	442	67.0%	480	72.7%	660	442	67.0%	480	72.7%	Y
2017-2018	19	64733	6058143	Los Angeles	Los Angeles Unified	Mary McLeod Bethune Middle	Unified School Dis	Intermediate/Midd	Traditional	CEP	No	N/A	N/A	N	6	8	1071	1016	94.9%	1043	97.4%	1071	1016	94.9%	1043	97.4%	Y
2017-2018	19	64733	6058150	Los Angeles	Los Angeles Unified	Robert A. Millikan Affiliated Charter & Perf	Unified School Dis	Intermediate/Midd	Traditional	N/A	Yes	1473	Locally fu	N	6	8	1833	725	39.6%	832	45.4%	1833	725	39.6%	832	45.4%	Y
2017-2018	19	64733	6058168	Los Angeles	Los Angeles Unified	Mt. Gleason Middle	Unified School Dis	Intermediate/Midd	Traditional	N/A	No	N/A	N/A	N	6	8	768	500	65.1%	589	76.7%	768	500	65.1%	589	76.7%	Y
2017-2018	19	64733	6058176	Los Angeles	Los Angeles Unified	John Muir Middle	Unified School Dis	Intermediate/Midd	Traditional	CEP	No	N/A	N/A	N	6	8	808	744	92.1%	763	94.4%	808	744	92.1%	763	94.4%	Y
2017-2018	19	64733	6058184	Los Angeles	Los Angeles Unified	William Mulholland Middle	Unified School Dis	Intermediate/Midd	Traditional	CEP	No	N/A	N/A	N	6	8	1381	1158	83.9%	1265	91.6%	1381	1158	83.9%	1265	91.6%	Y
2017-2018	19	64733	6058192	Los Angeles	Los Angeles Unified	Florence Nightingale Middle	Unified School Dis	Intermediate/Midd	Traditional	CEP	No	N/A	N/A	N	6	8	799	710	88.9%	751	94.0%	799	710	88.9%	751	94.0%	Y
2017-2018	19	64733	6058200	Los Angeles	Los Angeles Unified	Northridge Middle	Unified School Dis	Intermediate/Midd	Traditional	CEP	No	N/A	N/A	N	6	8	822	707	86.0%	751	91.4%	822	707	86.0%	751	91.4%	Y
2017-2018	19	64733	6058218	Los Angeles	Los Angeles Unified	Pacoima Middle	Unified School Dis	Intermediate/Midd	Traditional	CEP	No	N/A	N/A	N	6	8	1190	1003	84.3%	1089	91.5%	1190	1003	84.3%	1089	91.5%	Y
2017-2018	19	64733	6058226	Los Angeles	Los Angeles Unified	Palms Middle	Unified School Dis	Intermediate/Midd	Traditional	N/A	No	N/A	N/A	N	6	8	1353	732	54.1%	844	62.4%	1353	732	54.1%	844	62.4%	Y
2017-2018	19	64733	6058242	Los Angeles	Los Angeles Unified	George K. Porter Middle	Unified School Dis	Intermediate/Midd	Traditional	N/A	No	N/A	N/A	N	6	8	1532	891	58.2%	1105	72.1%	1532	891	58.2%	1105	72.1%	Y
2017-2018	19	64733	6058267	Los Angeles	Los Angeles Unified	Paul Revere Charter Middle	Unified School Dis	Intermediate/Midd	Traditional	N/A	Yes	0225	Locally fu	N	6	8	2134	481	22.5%	528	24.7%	2134	481	22.5%	528	24.7%	Y
2017-2018	19	64733	6058275	Los Angeles	Los Angeles Unified	Robert Frost Middle	Unified School Dis	Intermediate/Midd	Traditional	N/A	No	N/A	N/A	N	6	8	1617	649	40.1%	843	52.1%	1617	649	40.1%	843	52.1%	Y
2017-2018	19	64733	6058283	Los Angeles	Los Angeles Unified	San Fernando Middle	Unified School Dis	Intermediate/Midd	Traditional	CEP	No	N/A	N/A	N	6	8	747	655	87.7%	705	94.4%	747	655	87.7%	705	94.4%	Y
2017-2018	19	64733	6058291	Los Angeles	Los Angeles Unified	Francisco Sepulveda Middle	Unified School Dis	Intermediate/Midd	Traditional	CEP	No	N/A	N/A	N	6	8	1305	1125	86.2%	1202	92.1%	1305	1125	86.2%	1202	92.1%	Y
2017-2018	19	64733	6058309	Los Angeles	Los Angeles Unified	South Gate Middle	Unified School Dis	Intermediate/Midd	Traditional	CEP	No	N/A	N/A	N	6	8	1937	1614	83.3%	1802	93.0%	1937	1614	83.3%	1802	93.0%	Y
2017-2018	19	64733	6058317	Los Angeles	Los Angeles Unified	Robert Louis Stevenson Middle	Unified School Dis	Intermediate/Midd	Traditional	CEP	No	N/A	N/A	N	6	8	1230	1081	87.9%	1176	95.6%	1230	1081	87.9%	1176	95.6%	Y
2017-2018	19	64733	6058325	Los Angeles	Los Angeles Unified	John A. Sutter Middle	Unified School Dis	Intermediate/Midd	Traditional	CEP	No	N/A	N/A	N	6	8	746	650	87.1%	700	93.8%	746	650	87.1%	700	93.8%	Y
2017-2018	19	64733	6058333	Los Angeles	Los Angeles Unified	Van Nuys Middle	Unified School Dis	Intermediate/Midd	Traditional	N/A	No	N/A	N/A	N	6	8	1083	852	78.7%	933	86.1%	1083	852	78.7%	933	86.1%	Y
2017-2018	19	64733	6058341	Los Angeles	Los Angeles Unified	Virgil Middle	Unified School Dis	Intermediate/Midd	Traditional	N/A	No	N/A	N/A	N	6	8	1121	978	87.2%	1041	92.9%	1121	978	87.2%	1041	92.9%	Y
2017-2018	19	64733	6058358	Los Angeles	Los Angeles Unified	Daniel Webster Middle	Unified School Dis	Intermediate/Midd	Traditional	CEP	No	N/A	N/A	N	6	8	462	376	81.4%	408	88.3%	462	376	81.4%	408	88.3%	Y
2017-2018	19	64733	6058366	Los Angeles	Los Angeles Unified	Stephen M. White Middle	Unified School Dis	Intermediate/Midd	Traditional	N/A	No	N/A	N/A	N	6	8	1683	1110	66.0%	1297	77.1%	1683	1110	66.0%	1297	77.1%	Y
2017-2018	19	64733	6058374	Los Angeles	Los Angeles Unified	Wilmington Middle Science, Technology, I	Unified School Dis	Intermediate/Midd	Traditional	CEP	No	N/A	N/A	N	6	8	1496	1293	86.4%	1405	93.9%	1496	1293	86.4%	1405	93.9%	Y
2017-2018	19	64733	6058382	Los Angeles	Los Angeles Unified	Orville Wright Engineering and Design Ma	Unified School Dis	Intermediate/Midd	Traditional	N/A	No	N/A	N/A	N	6	8	637	359	56.4%	421	66.1%	637	359	56.4%	421	66.1%	Y
2017-2018	19	64733	6060461	Los Angeles	Los Angeles Unified	Charles Leroy Lowman Special Education	Unified School Dis	Special Education	Special Educat	N/A	No	N/A	N/A	N	K	12	127	83	65.4%	96	75.6%	93	63	67.7%	73	78.5%	Y
2017-2018	19	64733	6060495	Los Angeles	Los Angeles Unified	Benjamin Banneker Career and Transition	Unified School Dis	Special Education	Special Educat	CEP	No	N/A	N/A	N	9	12	167	133	79.6%	145	86.8%	5	5	100.0%	5	100.0%	Y
2017-2018	19	64733	6060503	Los Angeles	Los Angeles Unified	Ernest P. Willenberg Special Education C	Unified School Dis	Special Education	Special Educat	N/A	No	N/A	N/A	N	K	12	186	98	52.7%	122	65.6%	47	28	59.6%	32	68.1%	Y
2017-2018	19	64733	6060511	Los Angeles	Los Angeles Unified	James J. McBride Special Education Cent	Unified School Dis	Special Education	Special Educat	N/A	No	N/A	N/A	N	6	12	95	45	47.4%	53	55.8%	24	11	45.8%	15	62.5%	Y
2017-2018	19	64733	6060529	Los Angeles	Los Angeles Unified	Marlton	Unified School Dis	Special Education	Special Educat	Provision 2	No	N/A	N/A	N	K	12	233	211	90.6%	226	97.0%	209	192	91.9%	204	97.6%	Y
2017-2018	19	64733	6060545	Los Angeles	Los Angeles Unified	Alfonso B. Perez Special Education Cente	Unified School Dis	Special Education	Special Educat	CEP	No	N/A	N/A	N	K	12	286	214	74.8%	250	87.4%	73	58	79.5%	63	86.3%	Y
2017-2018	19	64733	6060578	Los Angeles	Los Angeles Unified	Sven Lokrantz Special Education Center	Unified School Dis	Special Education	Special Educat	N/A	No	N/A	N/A	N	K	12	55	21	38.2%	26	47.3%	52	21	40.4%	26	50.0%	Y
2017-2018	19	64733	6060586	Los Angeles	Los Angeles Unified	Sophia T. Salvin Special Education Cente	Unified School Dis	Special Education	Special Educat	N/A	No	N/A	N/A	N	K	8	101	88	87.1%	96	95.0%	100	87	87.0%	95	95.0%	Y
2017-2018	19	64733	6061394	Los Angeles	Los Angeles Unified	Audubon Middle	Unified School Dis	Intermediate/Midd	Traditional	CEP	No	N/A	N/A	N	6	8	490	440	89.8%	455	92.9%	490	440	89.8%	455	92.9%	Y

2017-2018	19	64733	6061402	Los Angeles	Los Angeles Unified	Berendo Middle	Unified School Dis	Intermediate/Midd	Traditional	Provision 2	No	N/A	N/A	N	6	8	799	749	93.7%	770	96.4%	799	749	93.7%	770	96.4%	Y
2017-2018	19	64733	6061410	Los Angeles	Los Angeles Unified	John Burroughs Middle	Unified School Dis	Intermediate/Midd	Traditional	N/A	No	N/A	N/A	N	6	8	1790	1201	67.1%	1425	79.6%	1790	1201	67.1%	1425	79.6%	Y
2017-2018	19	64733	6061436	Los Angeles	Los Angeles Unified	Rudecinda Sepulveda Dodson Middle	Unified School Dis	Intermediate/Midd	Traditional	N/A	No	N/A	N/A	N	6	8	1723	939	54.5%	1144	66.4%	1723	939	54.5%	1144	66.4%	Y
2017-2018	19	64733	6061444	Los Angeles	Los Angeles Unified	Thomas A. Edison Middle	Unified School Dis	Intermediate/Midd	Traditional	CEP	No	N/A	N/A	N	6	8	1220	1139	93.4%	1180	96.7%	1220	1139	93.4%	1180	96.7%	Y
2017-2018	19	64733	6061451	Los Angeles	Los Angeles Unified	Foshay Learning Center	Unified School Dis	K-12 Schools (Pu	Traditional	N/A	No	N/A	N/A	N	K	12	1886	1557	82.6%	1669	88.5%	1872	1545	82.5%	1657	88.5%	Y
2017-2018	19	64733	6061469	Los Angeles	Los Angeles Unified	Henry T. Gage Middle	Unified School Dis	Intermediate/Midd	Traditional	Provision 2	No	N/A	N/A	N	6	8	1593	1424	89.4%	1530	96.0%	1593	1424	89.4%	1530	96.0%	Y
2017-2018	19	64733	6061477	Los Angeles	Los Angeles Unified	George Ellery Hale Charter Academy	Unified School Dis	Intermediate/Midd	Traditional	N/A	Yes	1346	Locally fu	N	6	8	2191	639	29.2%	777	35.5%	2191	639	29.2%	777	35.5%	Y
2017-2018	19	64733	6061485	Los Angeles	Los Angeles Unified	Patrick Henry Middle	Unified School Dis	Intermediate/Midd	Traditional	N/A	No	N/A	N/A	N	6	8	1161	636	54.8%	791	68.1%	1161	636	54.8%	791	68.1%	Y
2017-2018	19	64733	6061501	Los Angeles	Los Angeles Unified	Joseph Le Conte Middle	Unified School Dis	Intermediate/Midd	Traditional	Provision 2	No	N/A	N/A	N	6	8	823	705	85.7%	753	91.5%	823	705	85.7%	753	91.5%	Y
2017-2018	19	64733	6061519	Los Angeles	Los Angeles Unified	James Madison Middle	Unified School Dis	Intermediate/Midd	Traditional	CEP	No	N/A	N/A	N	6	8	1760	1499	85.2%	1625	92.3%	1760	1499	85.2%	1625	92.3%	Y
2017-2018	19	64733	6061527	Los Angeles	Los Angeles Unified	Edwin Markham Middle	Unified School Dis	Intermediate/Midd	Traditional	CEP	No	N/A	N/A	N	6	8	736	696	94.6%	718	97.6%	736	696	94.6%	718	97.6%	Y
2017-2018	19	64733	6061535	Los Angeles	Los Angeles Unified	Johnnie Cochran, Jr., Middle	Unified School Dis	Intermediate/Midd	Traditional	CEP	No	N/A	N/A	N	6	8	675	621	92.0%	643	95.3%	675	621	92.0%	643	95.3%	Y
2017-2018	19	64733	6061543	Los Angeles	Los Angeles Unified	Alfred B. Nobel Charter Middle	Unified School Dis	Intermediate/Midd	Traditional	N/A	Yes	1480	Locally fu	N	6	8	2409	942	39.1%	1227	50.9%	2409	942	39.1%	1227	50.9%	Y
2017-2018	19	64733	6061550	Los Angeles	Los Angeles Unified	Olive Vista Middle	Unified School Dis	Intermediate/Midd	Traditional	CEP	No	N/A	N/A	N	6	8	1164	978	84.0%	1067	91.7%	1164	978	84.0%	1067	91.7%	Y
2017-2018	19	64733	6061568	Los Angeles	Los Angeles Unified	Woodland Hills Academy	Unified School Dis	Intermediate/Midd	Traditional	N/A	No	N/A	N/A	N	6	8	694	508	73.2%	580	83.6%	694	508	73.2%	580	83.6%	Y
2017-2018	19	64733	6061576	Los Angeles	Los Angeles Unified	Robert E. Peary Middle	Unified School Dis	Intermediate/Midd	Traditional	N/A	No	N/A	N/A	N	6	8	1287	1039	80.7%	1153	89.6%	1287	1039	80.7%	1153	89.6%	Y
2017-2018	19	64733	6061584	Los Angeles	Los Angeles Unified	Gaspar De Portola Middle	Unified School Dis	Intermediate/Midd	Traditional	N/A	No	N/A	N/A	N	6	8	1847	885	47.9%	1030	55.8%	1847	885	47.9%	1030	55.8%	Y
2017-2018	19	64733	6061600	Los Angeles	Los Angeles Unified	Sun Valley Magnet	Unified School Dis	K-12 Schools (Pu	Traditional	CEP	No	N/A	N/A	N	6	12	1548	1362	88.0%	1441	93.1%	1540	1354	87.9%	1433	93.1%	Y
2017-2018	19	64733	6062699	Los Angeles	Los Angeles Unified	Walter Reed Middle	Unified School Dis	Intermediate/Midd	Traditional	N/A	No	N/A	N/A	N	6	8	1584	735	46.4%	852	53.8%	1584	735	46.4%	852	53.8%	Y
2017-2018	19	64733	6066278	Los Angeles	Los Angeles Unified	Loren Miller Elementary	Unified School Dis	Elementary Schol	Traditional	CEP	No	N/A	N/A	N	K	6	755	720	95.4%	735	97.4%	721	693	96.1%	708	98.2%	Y
2017-2018	19	64733	6066286	Los Angeles	Los Angeles Unified	Saturn Street Elementary	Unified School Dis	Elementary Schol	Traditional	Provision 2	No	N/A	N/A	N	K	5	343	303	88.3%	320	93.3%	327	293	89.6%	310	94.8%	Y
2017-2018	19	64733	6066294	Los Angeles	Los Angeles Unified	Glenn Hammond Curtiss Middle	Unified School Dis	Intermediate/Midd	Traditional	N/A	No	N/A	N/A	N	6	8	487	391	80.3%	422	86.7%	487	391	80.3%	422	86.7%	Y
2017-2018	19	64733	6068431	Los Angeles	Los Angeles Unified	El Sereno Middle	Unified School Dis	Intermediate/Midd	Traditional	N/A	No	N/A	N/A	N	6	8	1158	953	82.3%	1057	91.3%	1158	953	82.3%	1057	91.3%	Y
2017-2018	19	64733	6069157	Los Angeles	Los Angeles Unified	Berenece Carlson Home Hospital	Unified School Dis	Special Educatio	Special Educat	N/A	No	N/A	N/A	N	K	12	480	310	64.6%	333	69.4%	420	297	70.7%	318	75.7%	Y
2017-2018	19	64733	6071435	Los Angeles	Los Angeles Unified	Castlebay Lane Charter	Unified School Dis	Elementary Schol	Traditional	N/A	Yes	1477	Locally fu	N	K	5	738	122	16.5%	156	21.1%	727	120	16.5%	153	21.0%	Y
2017-2018	19	64733	6071443	Los Angeles	Los Angeles Unified	Robert F. Kennedy Elementary	Unified School Dis	Elementary Schol	Traditional	N/A	No	N/A	N/A	N	K	6	298	248	83.2%	278	93.3%	282	237	84.0%	266	94.3%	Y
2017-2018	19	64733	6089700	Los Angeles	Los Angeles Unified	Fishburn Avenue Elementary	Unified School Dis	Elementary Schol	Traditional	CEP	No	N/A	N/A	N	K	5	516	442	85.7%	475	92.1%	483	421	87.2%	453	93.8%	Y
2017-2018	19	64733	6094726	Los Angeles	Los Angeles Unified	Community Magnet Charter Elementary	Unified School Dis	Elementary Schol	Traditional	N/A	Yes	0957	Locally fu	N	K	5	452	115	25.4%	147	32.5%	452	115	25.4%	147	32.5%	Y
2017-2018	19	64733	6097927	Los Angeles	Los Angeles Unified	Open Charter Magnet	Unified School Dis	Elementary Schol	Traditional	N/A	Yes	0012	Locally fu	N	K	5	407	62	15.2%	72	17.7%	407	62	15.2%	72	17.7%	Y
2017-2018	19	64733	6100069	Los Angeles	Los Angeles Unified	Balboa Gifted/High Ability Magnet Elemen	Unified School Dis	Alternative Schol	Alternative Sch	N/A	No	N/A	N/A	N	1	5	747	145	19.4%	195	26.1%	747	145	19.4%	195	26.1%	Y
2017-2018	19	64733	6104814	Los Angeles	Los Angeles Unified	Ninth Street Elementary	Unified School Dis	Elementary Schol	Traditional	CEP	No	N/A	N/A	N	K	5	340	326	95.9%	330	97.1%	332	318	95.8%	322	97.0%	Y
2017-2018	19	64733	6104822	Los Angeles	Los Angeles Unified	Sunrise Elementary	Unified School Dis	Elementary Schol	Traditional	CEP	No	N/A	N/A	N	K	6	393	339	86.3%	370	94.1%	373	327	87.7%	357	95.7%	Y
2017-2018	19	64733	6107064	Los Angeles	Los Angeles Unified	Pio Pico Middle	Unified School Dis	Intermediate/Midd	Traditional	CEP	No	N/A	N/A	N	6	8	513	460	89.7%	480	93.6%	513	460	89.7%	480	93.6%	Y
2017-2018	19	64733	6107403	Los Angeles	Los Angeles Unified	Montara Avenue Elementary	Unified School Dis	Elementary Schol	Traditional	CEP	No	N/A	N/A	N	K	6	841	686	81.6%	756	89.9%	781	656	84.0%	724	92.7%	Y
2017-2018	19	64733	6107411	Los Angeles	Los Angeles Unified	Teresa Hughes Elementary	Unified School Dis	Elementary Schol	Traditional	Provision 2	No	N/A	N/A	N	K	6	783	683	87.2%	739	94.4%	768	670	87.2%	726	94.5%	Y
2017-2018	19	64733	6108641	Los Angeles	Los Angeles Unified	San Miguel Elementary	Unified School Dis	Elementary Schol	Traditional	N/A	No	N/A	N/A	N	K	5	934	740	79.2%	832	89.1%	891	717	80.5%	805	90.3%	Y
2017-2018	19	64733	6110266	Los Angeles	Los Angeles Unified	Leo Politi Elementary	Unified School Dis	Elementary Schol	Traditional	Provision 2	No	N/A	N/A	N	K	5	737	695	94.3%	710	96.3%	698	666	95.4%	678	97.1%	Y
2017-2018	19	64733	6110274	Los Angeles	Los Angeles Unified	Nueva Vista Elementary	Unified School Dis	Elementary Schol	Traditional	CEP	No	N/A	N/A	N	K	5	995	843	84.7%	924	92.9%	951	809	85.1%	890	93.6%	Y
2017-2018	19	64733	6110951	Los Angeles	Los Angeles Unified	Sara Coughlin Elementary	Unified School Dis	Elementary Schol	Traditional	CEP	No	N/A	N/A	N	K	5	597	501	83.9%	532	89.1%	564	482	85.5%	513	91.0%	Y
2017-2018	19	64733	6110969	Los Angeles	Los Angeles Unified	Esperanza Elementary	Unified School Dis	Elementary Schol	Traditional	CEP	No	N/A	N/A	N	K	5	812	780	96.1%	787	96.9%	775	753	97.2%	760	98.1%	Y
2017-2018	19	64733	6110977	Los Angeles	Los Angeles Unified	Walnut Park Elementary	Unified School Dis	Elementary Schol	Traditional	Provision 2	No	N/A	N/A	N	K	5	725	625	86.2%	680	93.8%	692	602	87.0%	656	94.8%	Y
2017-2018	19	64733	6111512	Los Angeles	Los Angeles Unified	Los Angeles Elementary	Unified School Dis	Elementary Schol	Traditional	CEP	No	N/A	N/A	N	K	5	785	710	90.4%	733	93.4%	745	683	91.7%	706	94.8%	Y
2017-2018	19	64733	6112411	Los Angeles	Los Angeles Unified	San Antonio Elementary	Unified School Dis	Elementary Schol	Traditional	Provision 2	No	N/A	N/A	N	K	5	591	503	85.1%	550	93.1%	558	489	87.6%	535	95.9%	Y
2017-2018	19	64733	6112536	Los Angeles	Los Angeles Unified	Accelerated	Unified School Dis	Elementary Schol	Traditional	N/A	Yes	0045	Directly fu	Y	K	8	766	721	94.1%	754	98.4%	766	721	94.1%	754	98.4%	Y
2017-2018	19	64733	6113419	Los Angeles	Los Angeles Unified	Gratts Learning Academy for Young Scho	Unified School Dis	Elementary Schol	Traditional	CEP	No	N/A	N/A	N	K	6	546	506	92.7%	508	93.0%	546	506	92.7%	508	93.0%	Y
2017-2018	19	64733	6114722	Los Angeles	Los Angeles Unified	Independence Elementary	Unified School Dis	Elementary Schol	Traditional	Provision 2	No	N/A	N/A	N	K	5	709	614	86.6%	657	92.7%	674	595	88.3%	636	94.4%	Y
2017-2018	19	64733	6114912	Los Angeles	Los Angeles Unified	Watts Learning Center	Unified School Dis	Elementary Schol	Traditional	N/A	Yes	0131	Directly fu	Y	K	5	409	378	92.4%	387	94.6%	404	375	92.8%	384	95.0%	Y
2017-2018	19	64733	6115794	Los Angeles	Los Angeles Unified	Los Angeles Academy Middle	Unified School Dis	Intermediate/Midd	Traditional	CEP	No	N/A	N/A	N	6	8	1246	1167	93.7%	1200	96.3%	1246	1167	93.7%	1200	96.3%	Y
2017-2018	19	64733	6116750	Los Angeles	Los Angeles Unified	PUC Community Charter Middle and PUC	Unified School Dis	K-12 Schools (Pu	Traditional	N/A	Yes	0213	Directly fu	Y	6	12	800	529	66.1%	616	77.0%	790	520	65.8%	607	76.8%	Y
2017-2018	19	64733	6116842	Los Angeles	Los Angeles Unified	Primary Academy for Success	Unified School Dis	Elementary Schol	Traditional	CEP	No	N/A	N/A	N	K	2	314	282	89.8%	293	93.3%	282	261	92.6%	272	96.5%	Y
2017-2018	19	64733	6117048	Los Angeles	Los Angeles Unified	ICEF View Park Preparatory Charter	Unified School Dis	Elementary Schol	Traditional	N/A	Yes	0190	Directly fu	Y	K	5	484	390	80.6%	417	86.2%	476	382	80.3%	409	85.9%	Y
2017-2018	19	64733	6117667	Los Angeles	Los Angeles Unified	Camino Nuevo Charter Academy	Unified School Dis	Elementary Schol	Traditional	N/A	Yes	0293	Directly fu	Y	K	8	563	563	100.0%	563	100.0%	558	558	100.0%	558	100.0%	Y
2017-2018	19	64733	6118186	Los Angeles	Los Angeles Unified	Ellen Ochoa Learning Center	Unified School Dis	Elementary Schol	Traditional	CEP	No	N/A	N/A	N	K	8	1303	1131	86.8%	1210	92.9%	1287	1117	86.8%	1196	92.9%	Y
2017-2018	19	64733	6119044	Los Angeles	Los Angeles Unified	Multicultural Learning Center	Unified School Dis	Elementary Schol	Traditional	N/A	Yes	0388	Directly fu	Y	K	8	468	211	45.1%	266	56.8%	457	207	45.3%	259	56.7%	Y
2017-2018	19	64733	6119093	Los Angeles	Los Angeles Unified	Lafayette Park Primary Center	Unified School Dis	Elementary Schol	Traditional	CEP	No	N/A	N/A	N	K	K	106	86	81.1%	88	83.0%	92	78	84.8%	80	87.0%	Y
2017-2018	19	64733	6119531	Los Angeles	Los Angeles Unified	CHIME Institute's Schwarzenegger Comm	Unified School Dis	Elementary Schol	Traditional	N/A	Yes	0417	Directly fu	Y	K	8	767	128	16.7%	133	17.3%	749	126	16.8%	130	17.4%	Y
2017-2018	19	64733	6119903	Los Angeles	Los Angeles Unified	Downtown Value	Unified School Dis	Elementary Schol	Traditional	N/A	Yes	0448	Directly fu	Y	K	8	454	395	87.0%	416	91.6%	453	394	87.0%	415	91.6%	Y
2017-2018	19	64733	6120471	Los Angeles	Los Angeles Unified	Puente Charter	Unified School Dis	Elementary Schol	Traditional	N/A	Yes	0473	Directly fu	Y	K	K	86	62	72.1%	72	83.7%	70	52	74.3%	59	84.3%	Y
2017-2018	19	64733	6120489	Los Angeles	Los Angeles Unified	Para Los Niños Charter	Unified School Dis	Elementary Schol	Traditional	N/A	Yes	0475	Directly fu	Y	K	5	372	335	90.1%	361	97.0%	363	328	90.4%	352	97.0%	Y
2017-2018	19	64733	6120679	Los Angeles	Los Angeles Unified	Columbus Avenue	Unified School Dis	Elementary Schol	Traditional	CEP	No	N/A	N/A	N	K	5	517	465	89.9%	480	92.8%	500	452	90.4%	467	93.4%	Y
2017-2018	19	64733	6120794	Los Angeles	Los Angeles Unified	CDS Elementary	Unified School Dis	District Communit	Community Da	N/A	No	N/A	N/A	N	K	6	4	4	100.0%	4	100.0%	4	4	100.0%	4	100.0%	Y
2017-2018	19	64733	6120810	Los Angeles	Los Angeles Unified	MacArthur Park Elementary School for the	Unified School Dis	Elementary Schol	Traditional	CEP	No	N/A	N/A	N	K	5	540	491	90.9%	496	91.9%	525	469	92.9%	474	91.9%	Y
2017-2018	19	64733	6121081	Los Angeles	Los Angeles Unified	ICEF View Park Preparatory Charter Midd	Unified School Dis	Intermediate/Midd	Traditional	N/A	Yes	0506	Directly fu	Y	6	8	356	267	75.0%	285	80.1%	356	267	75.0%	285	80.1%	Y

EXHIBIT G

IMPORTANT NOTE:

MAGNET SCHOOL SELECTION TOOL

Alphabetical List | Selection Tool

Grade level for (2019-2020) school year

All Grades

Theme

All Schools

Local District (LD)

All

Retrieve List of Magnet Schools

The following Magnet schools match the criteria you selected.

School Name	School Code	Grades ⬆	Address
HUBBARD ST ES (Science/Technology/Engineering/Arts/Math)	1460302	1-3	13325 HUBB
WHITE ES (Visual Arts)	1254202	1-3	2401 WILSHI
BRADLEY GLOBAL AWARENESS ES (Politics/Government)	1712301	1-5	3875 DUBLI
VINTAGE ES (Science/Technology/Math)	1756201	1-5	15848 STARE
WELBY WY CHARTER ES (Gifted)	1763702	1-5	23456 WELB
AMBLER AV ES (Gifted)	1208902	1-5	319 E SHERM
BALBOA ES (Gifted)	1226901	1-5	17020 LABR/
BALDWIN HILLS ES (Gifted)	1227402	1-5	5421 RODEC
CRESCENT HEIGHTS BL ES (Language Arts/Social Justice)	1328801	1-5	1661 S CRES
EUCLID AV ES (Gifted/Science/Technology/Engineering/Arts/Math)	1367102	1-5	806 EUCLID
STONEHURST AV ES (Science/Technology/Engineering/Arts/Math)	1694501	1-5	9851 STONE
CARTHAY ES (Environmental Studies)	1284901	1-5	6351 W OLY
SAN ANTONIO ES (Science/Technology/Engineering/Math)	1464102	1-5	6222 STATE
HASKELL ES (Science/Technology/Engineering/Arts/Math)	1445201	1-5	15850 TULS/
MARVIN AV ES (Language)	1517802	1-5	2411 MARVI
BRYSON AV ES (Science/Technology/Math)	1258902	1-5	4470 MISSO
INDEPENDENCE ES (Science/Technology/Engineering/Math)	1688002	1-5	8435 VICTOI
GARVANZA ES (Technology/Leadership)	1408201	1-5	317 N AVE 6

DE LA TORRE ES (Science/Technology/Engineering/Arts/Math)	1230102	1-5	500 N ISLAN
GULF AV ES (Science/Technology/Engineering/Arts/Math)	1431502	1-5	828 W L ST
WESTMINSTER ES (Math/Technology/Environmental Studies)	1769901	1-5	1010 ABBOT
HUMPHREYS AV ES (Science/Technology/Math)	1461602	1-5	500 S HUMP
HADDON AV ES (Science/Technology/Engineering/Arts/Math)	1432902	1-5	10115 HADD
MID-CITY'S PRESCOTT ENRICHED SCIENCES ES (Science)	1350001	1-5	3150 W ADA
GLEDHILL ST ES (Science/Technology/Math)	1413002	1-5	16030 GLED

1 2 3 4 5 6 7 8 9 10 ...

English • **En Español**

Questions? Review the **User Guide**
Still have questions? **Contact Us** or Email **ApplyforSchools@lausd.net**

Browsers and Operating Systems Compatibility

lausd.net apply.lausd.net echoices.lausd.net goto.lausd.net passportapp.lausd.net

© 2019 - LOS ANGELES UNIFIED SCHOOL DISTRICT
333 S Beaudry Ave., Los Angeles, CA 90017
Telephone: (213) 241-4177
Hours of Operation: 7:30 am-5:30 pm Monday through Friday

IMPORTANT NOTE:

MAGNET SCHOOL SELECTION TOOL

Alphabetical List | Selection Tool

Grade level for (2019-2020) school year

All Grades

Theme

All Schools

Local District (LD)

All

Retrieve List of Magnet Schools

The following Magnet schools match the criteria you selected.

School Name	School Code	Grades ⬆	Address
SOUTH SHORES ES (Performing Arts)	1687001	1-5	2060 W 3
HUGHES ES (Science/Technology/Math)	1237502	1-5	4242 CLA
CANTERBURY AV ES (Gifted)	1278102	1-5	13670 MC
BARTON HILL ES (Maritime/Science/Technology/Engineering/Arts/Math)	1231502	1-5	423 N PA
HILLCREST DR ES (Music)	1452802	1-5	4041 HILL
SUNNY BRAE AV ES (Global Awareness)	1698602	1-5	20620 AR
KESTER AV ES (Gifted)	1472602	1-5	5353 KES
CLIFFORD ST ES (Math/Technology)	1311001	1-5	2150 DUA
LOS FELIZ ES (Science/Technology/Engineering/Math/Medicine)	1498601	1-5	1740 N N
HAMASAKI ES (Medical/Science)	1627402	1-5	4865 E FI
SENDAK ES (Arts/Communication/Technology)	1357402	1-5	11414 W
WINDSOR HILLS ES (Math/Science/Aerospace)	1782201	1-5	5215 OVE
GRIFFITH JOYNER ES (Visual/Performing Arts)	1584902	1-5	1963 E 10
SAN PASCUAL AV ES (Science/Technology/Engineering/Arts/Math)	1649301	1-5	815 SAN I
PARK WESTERN PL ES (Gifted/ Science/Technology/Reading/Engineering/Arts/Math)	1601302	1-5	1214 PAR
ANGELES MESA ES (Design/Research/Engineering/Arts/Math/Science)	1212302	1-5	2611 W 5
MANCHESTER AV ES (Communications/Broadcasting)	1509602	1-5	661 W 87
93RD ST ES (Science/Technology/Engineering/Arts/Math)	1558203	1-5	330 E 93F
107TH ST ES (Science/Technology/Engineering/Arts/Math)	1585702	1-5	147 E 107

LOYOLA VILLAGE ES (Fine/Performing Arts)	1501401	1-5	8821 VILL
MILES AV ES (Science/Technology/Math)	1531502	1-5	6720 MIL
MULTNOMAH ST ES (Environmental Science)	1542503	1-5	2101 N IN
LOMITA ES (Science/Technology/Engineering/Arts/Math)	1493201	1-5	2211 W 2
CABRILLO AV ES (Science/Technology/Engineering/Arts/Math)	1268502	1-5	732 S CAE
LELAND ST ES (Global Awareness)	1483602	1-5	2120 S LE

1 2 3 4 5 6 7 8 9 10 ...

English • **En Español**

Questions? Review the **User Guide**
Still have questions? **Contact Us** or Email **ApplyforSchools@lausd.net**

Browsers and Operating Systems Compatibility

lausd.net apply.lausd.net echoices.lausd.net goto.lausd.net passportapp.lausd.net

© 2019 - LOS ANGELES UNIFIED SCHOOL DISTRICT
333 S Beaudry Ave., Los Angeles, CA 90017
Telephone: (213) 241-4177
Hours of Operation: 7:30 am-5:30 pm Monday through Friday

IMPORTANT NOTE:

MAGNET SCHOOL SELECTION TOOL

Alphabetical List | Selection Tool

Grade level for (2019-2020) school year

All Grades

Theme

All Schools

Local District (LD)

All

Retrieve List of Magnet Schools

The following Magnet schools match the criteria you selected.

School Name	School Code	Grades ⬆	Address
MAYBERRY ST ES (Communication Arts)	1520503	1-5	2414 MA
MONTE VISTA ST ES (Film/Communication)	1538402	1-5	5423 MO
BRENTWOOD ES (Science)	1250701	1-5	740 GRET
74TH ST ES (Gifted)	1664402	1-5	2112 W 7
PASEO DEL REY ES (Natural Science)	1605201	1-5	7751 PAS
HAWAIIAN AV ES (Science/Technology/Engineering/Arts/Math)	1446602	1-5	540 HAW
PURCHE AV ES (Science/Technology/Engineering/Arts/Math)	1615802	1-5	13210 PU
ALLESANDRO ES (Cooperative Learning)	1206802	1-6	2210 RIVE
WESTERN AV (Technology/Engineering/Communication/Humanities)	1767101	1-6	1724 W 5
ROCKDALE ES (Visual/Performing Arts)	1632901	1-6	1303 YOS
COWAN AV ES (Gifted/International Humanities)	1326002	1-6	7615 COV
RESEDA HS(Law/Public Service)	1881408	12	18230 KIT
SAN MIGUEL AV ES (Science/Technology/Math)	1687502	2-5	9801 SAN
BRADDOCK DR ES (Gifted)	1247902	2-5	4711 ING
COMMONWEALTH AV ES (Gifted/Arts/Technology)	1319202	2-5	215 S CO
FLOURNOY ES (Science/Technology/Engineering/Arts/Math)	1578102	2-5	1630 E 11
MULTNOMAH ST ES (Gifted)	1542502	2-5	2101 N IN
ANNALEE AV ES (Science/Technology/Engineering/Arts/Math)	1214602	2-5	19410 S A
CIMARRON AV ES (Science/Technology/Engineering/Arts/Math)	1308202	2-5	11559 CI

SAN JOSE ST ES (Highly Gifted)	1647902	2-5	14928 CL
VENA AV ES (Gifted)	1746602	2-5	9377 VEN
SUNLAND ES (Gifted)	1697302	2-5	8350 HILI
BURBANK BL ES (Gifted/Global Learning)	1263002	2-5	12215 AL
ALTA CALIFORNIA ES (Gifted/Science/Technology/Engineering/Arts/Math)	1739802	2-5	14859 RA
FLETCHER DR ES (Science/Technology/Engineering/Arts/Math)	1387702	2-5	3350 FLE

1 2 3 4 5 6 7 8 9 10 ...

English • **En Español**

Questions? Review the **User Guide**
Still have questions? **Contact Us** or Email **ApplyforSchools@lausd.net**

Browsers and Operating Systems Compatibility

lausd.net apply.lausd.net echoices.lausd.net goto.lausd.net passportapp.lausd.net

© 2019 - LOS ANGELES UNIFIED SCHOOL DISTRICT
333 S Beaudry Ave., Los Angeles, CA 90017
Telephone: (213) 241-4177
Hours of Operation: 7:30 am-5:30 pm Monday through Friday

IMPORTANT NOTE:

MAGNET SCHOOL SELECTION TOOL

Alphabetical List | Selection Tool

Grade level for (2019-2020) school year

All Grades

Theme

All Schools

Local District (LD)

All

Retrieve List of Magnet Schools

The following Magnet schools match the criteria you selected.

School Name	School Code	Grades ↑	Address
EAGLE ROCK ES (Gifted)	1350703	2-6	2057 FAIR PAR
RUSSELL ES (Gifted)	1643802	2-6	1263 E FIREST
NUEVA VISTA ES (Visual/Performing Arts)	1237802	3-5	4412 RANDOL
MONLUX ES (Science/Technology/Math)	1534202	3-5	6051 BELLAIR
BROADOUS ES (Science/Technology/Math)	1382902	3-5	12561 FILMOR
WONDERLAND AV ES (Gifted)	1784902	3-5	8510 WONDE
LORNE ST ES (Science/Technology/Math)	1497302	3-5	17440 LORNE
CANTARA ST ES (Visual/Performing Arts)	1276702	3-5	17950 CANTA
232ND PL ES (Science/Technology/Engineering/Math/Medicine)	1732902	3-5	23240 ARCHIB
VICTORY BL ES (Science/Technology/Engineering/Arts/Math)	1752102	3-5	6315 RADFOR
DAYTON HEIGHTS ES (Urban Environmental Science)	1335602	3-5	607 N WESTM
EAGLE ROCK ES (Highly Gifted)	1350702	3-6	2057 FAIR PAR
SHERMAN OAKS CENTER FOR ENRICHED STUDIES (SOCES)	1884201	4-12	18605 ERWIN
SCIENCE ACADEMY STEM (Gifted/Science/Technology/Engineering/Math)	1760401	6-10	5525 VINELAN
FRANKLIN HS (Dual Language Academy)	1864311	6-11	820 N AVENUE
FULTON (Communication Arts/Music)	1814204	6-12	7477 KESTER A
SOTOMAYOR (Art/Sciences)	1857701	6-12	2050 N SAN FE
LOS ANGELES CENTER FOR ENRICHED STUDIES (LACES)	1874101	6-12	5931 W 18TH
MAYWOOD CENTER FOR ENRICHED STUDIES (MaCES)	1891701	6-12	5800 KING AV

LAUSD/USC (Media Arts/Engineering)	1713702	6-12	822 W 32ND S
SUN VALLEY (Biomedical Sciences/Engineering/Leadership)	1839603	6-12	7330 BAKMAN
OBAMA GPA (Science/Technology/Engineering/Arts/Math)	1686802	6-6	1700 W 46TH
MILLIKAN CHARTER MS (Social/Gender Equity)	1823804	6-6	5041 SUNNYS
LAWRENCE MS (Pioneering Science)	1821703	6-7	10100 VARIEL
SUTTER MS (Science/Technology/Engineering/Arts/Math)	1840602	6-7	7330 WINNETI

1 2 3 4 5 6 7 8 9 10 ...

English • **En Español**

Questions? Review the **User Guide**
Still have questions? **Contact Us** or Email **ApplyforSchools@lausd.net**

Browsers and Operating Systems Compatibility

lausd.net apply.lausd.net echoices.lausd.net goto.lausd.net passportapp.lausd.net

© 2019 - LOS ANGELES UNIFIED SCHOOL DISTRICT
333 S Beaudry Ave., Los Angeles, CA 90017
Telephone: (213) 241-4177
Hours of Operation: 7:30 am-5:30 pm Monday through Friday

IMPORTANT NOTE:

MAGNET SCHOOL SELECTION TOOL

Alphabetical List | Selection Tool

Grade level for (2019-2020) school year

All Grades

Theme

All Schools

Local District (LD)

All

Retrieve List of Magnet Schools

The following Magnet schools match the criteria you selected.

School Name	School Code	Grades	Address
LEE ES (Medical/Health Science)	1230701	K-5	3600 COUNCIL ST
POINT FERMIN ES (Marine Science)	1613701	K-5	3333 KERCKHOFF A
MELROSE AV ES (Science/Technology/Math)	1521901	K-5	731 N DETROIT ST
MOSK ES (Science/Technology/Engineering/Arts/Math)	1740202	K-5	7335 LUBAO AVE
PLASENCIA ES (Science/Technology/Engineering/Arts/Math)	1324702	K-5	1321 CORTEZ ST
MELVIN AV ES (Humanities/Leadership)	1523302	K-5	7700 MELVIN AVE
MAYALL ST ES (Academy of Arts/Technology)	1519801	K-5	16701 MAYALL ST
OPEN CHARTER ES (Liberal Arts)	1588901	K-5	5540 W 77TH ST
KNOX ES (Visual/Performing Arts)	1686903	K-5	8919 S MAIN ST
SATURN ST ES (Arts/Media)	1264402	K-5	5360 SATURN ST
COMMUNITY CHARTER ES (Liberal Arts)	1274101	K-5	11301 BELLAGIO RI
AMESTOY ES (Multilingual/Multicultural)	1209602	K-5	1048 W 149TH ST
MONTARA AV ES (Science/Technology/Math)	1687802	K-5	10018 MONTARA A
TAPER AV ES (Science/Technology/Engineering/Arts/Math)	1703502	K-5	1824 TAPER AVE
ROSEWOOD AV ES (Urban Planning/Urban Design)	1638401	K-5	503 N CROFT AVE
CHATSWORTH PARK ES (Urban Planning/Community Development)	1302701	K-5	22005 DEVONSHIRI
32ND ST/USC ES (Performing Arts)	1713701	K-5	822 W 32ND ST
WESTSIDE GLOBAL AWARENESS (Ecosystems/Environmental Sciences)	1331101	K-8	104 ANCHORAGE S
ARROYO SECO (Museum Science)	1432201	K-8	4805 SYCAMORE TE

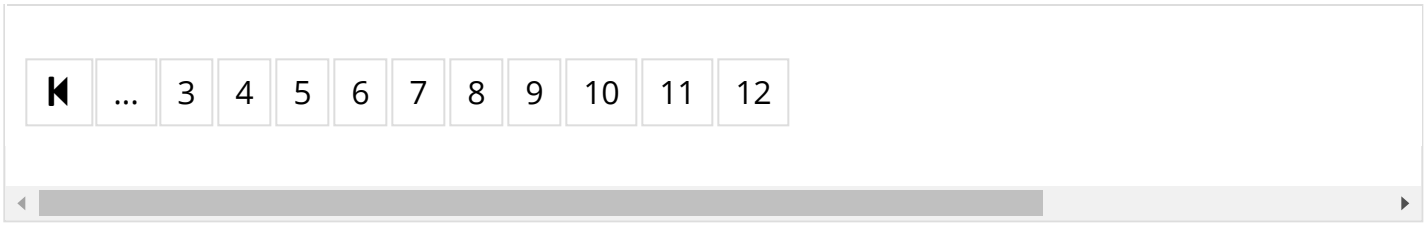

English • **En Español**

Questions? Review the **User Guide**
Still have questions? **Contact Us** or Email **ApplyforSchools@lausd.net**

Browsers and Operating Systems Compatibility

lausd.net apply.lausd.net echoices.lausd.net goto.lausd.net passportapp.lausd.net

© 2019 - LOS ANGELES UNIFIED SCHOOL DISTRICT
333 S Beaudry Ave., Los Angeles, CA 90017
Telephone: (213) 241-4177
Hours of Operation: 7:30 am-5:30 pm Monday through Friday

IMPORTANT NOTE:

DUAL LANGUAGE EDUCATION PROGRAMS ALPHABETICAL LIST

Alphabetical List | Language List

A	B	C	D	E	F
G	H	I	J	K	L
M	N	O	P	Q	R
S	T	U	V	W	X
Y	Z	1	2	3	4
5	6	7	8	9	

Click on the link of the desired school below:

RFK Ambassador School of Global Education (50/50 Korean Dual Language Two-Way Immersion Program TK-5)

RFK Ambassador School of Global Education (50/50 Spanish Dual Language One-Way Immersion Program TK-5)

RFK UCLA Community School (70/30 Spanish Dual Language One-Way Immersion Program K-5)

Reseda HS (Spanish Dual Language One-Way Immersion Program 9-12)

Richland Ave ES (50/50 French World Language Immersion Program TK-4)

Roscoe ES (50/50 Spanish Dual Language Two-Way Immersion Program K-1) New

Roybal Learning Center (Spanish Dual Language Two-Way Immersion Program 9-10) New

Roybal-Allard ES (50/50 Spanish Dual Language Two-Way Immersion Program K-6)

English • **En Español**

Questions? Review the **User Guide**
Still have questions? **Contact Us** or Email **ApplyforSchools@lausd.net**

Browsers and Operating Systems Compatibility

lausd.net apply.lausd.net echoices.lausd.net goto.lausd.net passportapp.lausd.net

© 2019 - LOS ANGELES UNIFIED SCHOOL DISTRICT
333 S Beaudry Ave., Los Angeles, CA 90017
Telephone: (213) 241-4177
Hours of Operation: 7:30 am-5:30 pm Monday through Friday

IMPORTANT NOTE:

DUAL LANGUAGE EDUCATION PROGRAMS ALPHABETICAL LIST

Alphabetical List | Language List

A	B	C	D	E	F
G	H	I	J	K	L
M	N	O	P	Q	R
S	T	U	V	W	X
Y	Z	1	2	3	4
5	6	7	8	9	

Click on the link of the desired school below:

Vista del Valle Dual Language Academy (50/50 Spanish Dual Language Two-Way Immersion Program TK-5)

English • **En Español**

Questions? Review the **User Guide**
Still have questions? **Contact Us** or Email **ApplyforSchools@lausd.net**

Browsers and Operating Systems Compatibility

lausd.net apply.lausd.net echoices.lausd.net goto.lausd.net passportapp.lausd.net

© 2019 - LOS ANGELES UNIFIED SCHOOL DISTRICT
333 S Beaudry Ave., Los Angeles, CA 90017
Telephone: (213) 241-4177
Hours of Operation: 7:30 am-5:30 pm Monday through Friday

EXHIBIT H

From: Davis, Ian <Ian.Davis@treasurer.ca.gov>
Sent: Friday, December 07, 2018 8:12 AM
To: Sarah J. Kollman <skollman@mycharterlaw.com>
Subject: RE: Quick SB 740 question

If one of the school's site has more than one local elementary school whose FRPM is above the 55% threshold then the charter school may use that elementary to meet the SB740 FRPM requirement (so long as they provide a preference in admissions to that charter school.)

Ian Davis

Associate Governmental Program Analyst
California Schools Finance Authority
915 Capitol Mall, Suite 101
Sacramento, CA 95814
PH (916) 651-7712 F (916) 651-7709
Ian.Davis@treasurer.ca.gov

From: Sarah J. Kollman [mailto:skollman@mycharterlaw.com]
Sent: Thursday, December 6, 2018 5:24 PM
To: Davis, Ian <Ian.Davis@treasurer.ca.gov>
Subject: Quick SB 740 question

Ian,

For SB 740, if there is more than one District school of attendance for a charter school's address, can the charter school use either District school to qualify for SB 740?

Thanks

Sarah

Sarah J. Kollman
Partner | Attorney at Law | Sacramento Office

Young, Minney & Corr, LLP
655 University Ave, Suite 150, Sacramento, CA 95825

skollman@mycharterlaw.com

T: 916.646.1400 | **F:** 916.646.1300 | **C:** 916.468.9813
www.mycharterlaw.com

CONFIDENTIALITY NOTICE: This email and any files transmitted with it are confidential and intended solely for the use of the individual or entity to whom they are addressed. If you have received this email in error, please notify the sender by reply e-mail or by telephone at (916) 646-1400 and delete the transmission. Thank you.

EXHIBIT I

State Reporting Services Branch

Los Angeles Unified School District > Office of Data and Accountability > SRSB > School Information

School Information

Location code Submit

Richland Avenue Elementary
Richland Ave El

11562 RICHLAND AVE
LOS ANGELES, CA 90064
(MAP)

Office : 310-473-0467
Fax : 310-268-7948

G E N E R A L I N F O R M A T I O N

Principal
Granade, Gerard
Calendar
1 Trk
Number of Tracks
1
Configuration
K- 6
Year Opened
1926
Charter
No
Norm Category
PHBAO
Title 1
Yes (Schoolwide)
Location Code
6260

Preferred Location Code
6260
Cost Center Code
1626002
CDE CDS Code
College Board Code
School Type
ED
LAUSD Board District
4 Nick Melvoin
Local District
W
Physical Local District
W
Partnership
No
Autonomous School Model
No
Public School Choice (PSC)
No
SBM
No
Restructure Status
No
SIG Cohort
No
Instructional Complex
University HS Charter
Feeder Complex

University HS Charter
Instructional Director
206 Rodriguez, Salvador E
Operations Coordinator
203 Booker, Tony L
PACE Administrator
Manuel, Desiree A
CA Congressional District
37 Karen Bass
CA Assembly District
54 Sydney Kamlager-Dove
CA Senate District
30 Holly J. Mitchell
LA County Supervisorial District
2 Mark Ridley-Thomas
LA City Council
11 Mike Bonin
Web Site

State Reporting Services Branch

School Information

Location code Submit

Richland Avenue Elementary World Language Immersion French

Richland Ave El DL Fr

11562 RICHLAND AVE
LOS ANGELES, CA 90064
(MAP)

Office : 310-473-0467
Fax : 310-268-7948

G E N E R A L I N F O R M A T I O N

Principal
Calendar
1 Trk
Number of Tracks
1
Configuration
K- 3
Year Opened
Charter
No
Norm Category
PHBAO
Title 1
No
Location Code
2825

Preferred Location Code
6260
Cost Center Code
1626002
CDE CDS Code
College Board Code
School Type
ED
LAUSD Board District
4 Nick Melvoin
Local District
W
Physical Local District
W
Partnership
No
Autonomous School Model
No
Public School Choice (PSC)
No
SBM
No
Restructure Status
No
SIG Cohort
No
Instructional Complex
University HS Charter
Feeder Complex

University HS Charter
Instructional Director
206 Rodriguez, Salvador E
Operations Coordinator
203 Booker, Tony L
PACE Administrator
Manuel, Desiree A
CA Congressional District
37 Karen Bass
CA Assembly District
54 Sydney Kamlager-Dove
CA Senate District
30 Holly J. Mitchell
LA County Supervisorial District
2 Mark Ridley-Thomas
LA City Council
11 Mike Bonin
Web Site

EXHIBIT J

MEMBERS OF THE BOARD

MÓNICA GARCÍA, PRESIDENT
KELLY GONEZ
DR. GEORGE J. MCKENNA III
NICK MELVOIN
SCOTT M. SCHMERELSON
DR. RICHARD A. VLADOVIC

LOS ANGELES UNIFIED SCHOOL DISTRICT
ADMINISTRATIVE OFFICES
333 South Beaudry Avenue, 25th Floor
Los Angeles, California 90017
Telephone: (213) 241-4822 | Fax: (213) 241-8977

AUSTIN BEUTNER
Superintendent

FRANCES GIPSON, Ph.D.
Chief Academic Officer

January 9, 2019

California School Finance Authority
915 Capitol Mall, Suite 101
Sacramento, CA 95814
Attention: SB 740 Appeals

Re: SB 740 Appeal for Citizens of the World Mar Vista for 2018-19

Dear California School Finance Authority:

We write to you on behalf of the Los Angeles Unified School District ("LAUSD") in support of the appeal by Citizens of the World Mar Vista ("CWC Mar Vista") to the California School Finance Authority ("CSFA") for the school's SB 740 eligibility in 2018-19.

CWC Mar Vista is a charter school authorized by LAUSD. The school recently received a renewal term for five years starting in 2018-19. The school's renewal was based on its strong record of high academic achievement.

We strongly support CWC Mar Vista's appeal to CSFA to qualify for SB 740 eligibility in the 2018-19 school year. CWC Mar Vista is a high-quality choice in the community and is serving low-income students in a manner consistent with the intent of the SB 740 legislation. Moreover, LAUSD has been working actively with CWC Mar Vista to provide data that demonstrates that students in the Richland Elementary School attendance area meet the 55% free and reduced price lunch ("FRL") threshold required by SB 740. The data provided by the LAUSD Office of Data & Accountability is fully consistent with the LAUSD-certified CALPADS submission, and we stand by the accuracy of this data submission.

Based on the LAUSD certified data submission, the arguments outlined in CWC Mar Vista's appeal to CSFA, and our desire to help CWC Mar Vista serve students as effectively as possible, we strongly urge you to approve the CWC Mar Vista SB 740 appeal.

If you have any questions, please reach out to Nick Melvoin's office at nick.melvoin@lausd.net or 213-241-6387.

Thank you in advance for your support. We look forward to a positive resolution to this appeal soon.

Sincerely,

Frances Gipson
Chief Academic Officer, LAUSD

Mónica García
President, LAUSD School Board District 2

Nick Melvoin
Vice President, LAUSD School Board District 4

cc: Mark Kleger-Heine, Executive Director, Citizens of the World Los Angeles

Attachment B

CALIFORNIA SCHOOL FINANCE AUTHORITY

300 S. Spring Street, Suite 8500
Los Angeles, CA 90013
p (213) 620-4608
f (213) 620-6309

915 Capitol Mall, Room 101
Sacramento, CA 95814
p (916) 651-7710
f (916) 651-7709

csfa@treasurer.ca.gov
www.treasurer.ca.gov/csfa

MEMBERS

FIONA MA, CPA, CHAIR
State Treasurer

TONY THURMOND
State Superintendent of Public Instruction

KEELY MARTIN BOSLER
Director of Finance

EXECUTIVE DIRECTOR
Katrina M. Johantgen

February 14, 2019

Mark Kleger-Heine, Executive Director
Citizens of the World Charter School Mar Vista
5371 Wilshire Blvd
Los Angles, CA 90036

RE: Citizens of the World SB740 Appeal

Mr. Kleger-Heine,

Citizens of the World Charter School – Mar Vista (CWC) (CDS 19-647330-126193) was found ineligible for grant funds under the 2018-19 funding round of the Charter School Facility Grant Program (SB740 Program) pursuant to Education Code, Section 47614.5(c)(2)(A) and (B). CWC's 2017-18 Free and Reduced Price Meal (FRPM) percentage was reported at 25.87% and CWCs local elementary school, Richland Avenue Elementary (CDS 19-6473360-18873), was reported at 52.38%. The California School Finance Authority (Authoirity) notified CWC on November 14, 2018 of its ineligibility for the program.

In its January 13, 2019 appeal, CWC contends the charter school site's local elementary school, Richland Avenue Elementary, includes a dual language school called Richland Avenue Elementary World Language Immersion French. Based on these factors the appeal makes following two arguments:

(1) "Richland's own FRPM data should not be skewed by a co-located, "non-local" magnet/dual language immersion school." According to the appeal and its supporting documents Richland Avenue Elementary World Language Immersion French has a disproportionately low FRPM rate (30.3%) compared to Richland's (73.2%).
(2) "CWC is located within the attendance areas of at least ten (10) public elementary magnet/dual language schools" that meet the 55% eligibility requirement. Additionally, Los Angeles Unified School District (LAUSD) has confirmed in writing that CWC is located within the attendance area of all of LAUSD's magnet and dual language programs. This position is based on the concept that the magnet schools allow for district-wide enrollment.

Staff's response to the first argument:

Pursuant to Program Regulations Section 10170.2(p), "the Authority relies on the FRPM data reported by the California Department of Education (CDE) and certified through the annual Fall 1 data submission to the California Longitudinal Pupil Achievement Data System (CALPADS)."

In a response to CWC's request to review the enrollment and FRPM data for Richland Avenue Elementary and its dual language program, Randy Bonnell of CDE responded, "the California Department of Education (CDE) recognizes Richland Avenue Elementary as a single school." Further, "the French Immersion program constitutes a program operated within a school, not a separate co-located school."[1] For these reasons, the Authority must continue to use the cumulative FRPM of Richland Avenue Elementary as certified by CALPADS.

Staff's response to the second argument:

CWC's appeal includes a letter from LAUSD that states any age-appropriate student who resides within LAUSD's boundaries may apply for acceptance to any of LAUSD's Magnet and Dual Language programs. Therefore CWC is located within the attendance area of all of LAUSD's Magnet and Dual Language programs. While CWC is located within the attendance area of these programs, excluding Richland Avenue Elementary, they are not within the attendance areas of the elementary schools where these programs are housed.

Additionally, pupils that apply to these programs are not automatically admitted. According to LAUSD's Dual Language Education Programs Office, "English speakers who wish to enter the program at second grade or above will be assessed in the target language."[2] Further, the student selection process for all LAUSD magnet programs is based on the Magnet Priority Point System and only the students with the highest points can enroll in the program of their choice. All other applicants are placed on a waiting list.[3] For the above reasons the Authority concludes CWC's two sites are located within the attendance area of Richland Avenue Elementary School.[4] CWC remains ineligible for the 2018-19 funding round.

Pursuant to SB740 Program Regulations Section 10170.10(d), the applicant may appeal the matter to CSFA board, by submitting a letter of appeal within 30 calendar days of this notice to the above address. Should you have any questions or need additional information, please feel free to contact Ian Davis or Anne Osborne at (916) 651-7710.

Sincerely,

Katrina Johantgen

Exhibits:

Email from Randy Bonnell to Mark Kleger-Heine, December 11, 2018
Dual Language Education Programs Office - Questions and Answers
LAUSD – Magnet Programs http://echoices.lausd.net/Magnet/Information
Letter from Frances Gipson, Chief Academic Officer of LAUSD to the Authority, January 9. 2019

[1] Randy Bonnell, Administrator for CDE to Mark Kleger-Heine, December 11, 2018
[2] Dual Language Education Programs Office - Questions and Answers https://achieve.lausd.net/Page/701#spn-content
[3] LAUSD – Magnet Programs http://echoices.lausd.net/Magnet/Information
[4] Frances Gipson, Chief Academic Officer of LAUSD to California School Finance Authority, January 9. 2019

Davis, Ian

From: Randy Bonnell <RBonnell@cde.ca.gov>
Sent: Tuesday, December 11, 2018 10:32 AM
To: Mark Kleger-Heine
Cc: Brandi Jauregui; Shana Yeary; CALPADS; Thomas Bjorkman; Jonathan Isler; Karla Ward; Flores, Walter; Fernandez, Saul; Johantgen, Katrina; Davis, Ian
Subject: RE: Quick call re: CALPADS
Attachments: Richland Avenue Elementary 2017-18 CALPADS FRPM (1.17) Report.pdf; Re: Request for assistance; FW: Introduction to set up meeting to discuss Citizens of the World and SB 740

Follow Up Flag: Follow up
Flag Status: Completed

Mr. Kleger-Heine,

Thank you for further clarifying your request.

The California Department of Education (CDE) recognizes Richland Avenue Elementary as a single school with one County-District-School (CDS) code (19 64733 6018873). Many schools operate various programs on their campuses; however, in most cases these are programs within schools, not separate schools. In the case of Richland Avenue Elementary, the French Immersion program constitutes a program operated within a school, not a separate co-located school. As such, regardless of how school staff view or administer programs on that campus or how district staff manage the school's data within their student information system (i.e., location codes) or submit data to CALPADS, the CDE recognizes only one school with one CDS code at the Richland Avenue Elementary site location.

The Charter School Facilities Grant (CSFG) regulations state that:

> *"Free or Reduced-Price Meal Eligibility" or "FRPM Eligibility" shall mean the percentage of enrolled students in grades Kindergarten through 12th grade or students ages 5 through 17, whichever is greater, eligible for free or reduced price meals, as reported by the Department and certified through the annual Fall 1 data submission to the California Longitudinal Pupil Achievement Data System (CALPADS).*

The official 2017-18 FRPM eligibility percentage for Richland Avenue Elementary certified through the annual Fall 1 data submission to CALPADS is 51% for K- 12 and 52.4% for ages 5-17 (or 143/273 – see attached CALPADS certification report for ages 5-17). This information is publicly posted in a downloadable data file on the CDE website at https://www.cde.ca.gov/ds/sd/sd/filessp.asp. The FRPM percentages and the underlying CALPADS data in this file are based on the *enrolled students* (on Census Day) at Richland Avenue Elementary and they constitute the only official 2017-18 FRPM data for that school.

In addition to CALPADS reporting, data for Richland Avenue Elementary are treated similarly for the California School Dashboard, the California Assessment of Student Performance and Progress (CAASPP) Smarter Balanced Test Results, Average Daily Attendance (ADA), and Local Control Funding Formula (LCFF) determination; that is, for state data reporting purposes, students enrolled in the French Immersion program

are students enrolled at Richland Avenue Elementary, like any other student enrolled at that school. Furthermore, for federal data reporting purposes, data reported by the CDE to the U.S. Department of Education for Richland Avenue Elementary, including FRPM data, is done using a single NCES/Federal School ID (03305) associated with the CDS code for that school. To be clear, this is because Richland Avenue Elementary is one school with one CDS code, not separate co-located schools.

I spoke with Katrina Johantgen, the Executive Director of CSFA, about this matter. I have copied Katrina and Ian Davis, who runs the SB 740 program, so that they are aware of this response to your request, which is denied. I have also copied Shana Yeary, the manager of the CDS Office at CDE, should you have further questions about the definition of a school.

Randy Bonnell, Administrator
Analysis, Measurement, & Accountability Reporting Division
California Department of Education
rbonnell@cde.ca.gov
(916) 319-0395

From: Mark Kleger-Heine [mailto:mkleger-heine@cwclosangeles.org]
Sent: Wednesday, December 5, 2018 4:17 PM
To: Randy Bonnell <RBonnell@cde.ca.gov>
Subject: Re: Quick call re: CALPADS

Mr. Bonnell,

Thank you for your reply. Below I share a little more information about our request/situation.

Our specific request involves data from LAUSD's Richland Elementary School. Richland ES has a magnet program and a non-magnet program in the school, which both share the same CDS code (19 64733 6018873). The two programs have different "location codes," a tracking number used by LAUSD (6260 for the non-magnet program and 2825 for the magnet program). LAUSD has shared with me that the location codes are provided in the student enrollment file (SENR).

Our goal is to show the enrollment count and FRL count for the magnet and non-magnet students in 2017-18 using certified CALPADS data. We believe that this may be possible by cross-referencing the 1.18 report with the SENR file. Ideally this would be data that could be provided by CALPADS through a pre-existing report or a custom query. We are also open to other technical solutions you may have.

I have been working closely with LAUSD on this effort and they would very much like to find a solution as well.

Please let me know if you need any additional information. Thank you again for your assistance.

Best,
Mark

Mark Kleger-Heine
Executive Director

Citizens of the World Los Angeles
5371 Wilshire Boulevard, Suite 200
Los Angeles, California 90036
Phone: (323) 491-8015
Email: mkleger-heine@cwclosangeles.org
Website: www.cwclosangeles.org

From: Randy Bonnell <RBonnell@cde.ca.gov>
Date: Wednesday, December 5, 2018 at 3:57 PM
To: Mark Kleger-Heine <mkleger-heine@cwclosangeles.org>
Subject: Re: Quick call re: CALPADS

Mr. Kleger-Heine,

Thank you for your email.

As I'm sure you know, districts and charter schools submit enrollment data to the California Longitudinal Pupil Achievement Data System (CALPADS), including information on Free or Reduced-Price Meal (FRPM) eligibility, as part of the annual CALPADS Fall 1 submission. In order to certify these data as being accurate, districts and charter schools must open and review several certification reports in CALPADS, including the *1.17 FRPM/EL/Foster Youth - Count* certification report. Once the CALPADS Fall 1 submission/amendment window closes, these data are final and represent the official enrollment and related counts, including FRPM counts. These official data are used for a number of very important purposes, including the Charter Schools Facility Grant, but also E-Rate and Local Control Funding Formula (LCFF) grants, just to name a few. The official FRPM data are publicly posted by school (entities that have been issued a school code by the CDE) at https://www.cde.ca.gov/ds/sd/sd/filessp.asp.

So that I can better respond to your email, please provide a written description of your issue or question.

Thank you,

Randy Bonnell, Administrator
Analysis, Measurement, & Accountability Reporting Division
California Department of Education
rbonnell@cde.ca.gov
(916) 319-0395

From: Mark Kleger-Heine <mkleger-heine@cwclosangeles.org>
Sent: Tuesday, December 4, 2018 5:36 PM
To: Randy Bonnell
Subject: Quick call re: CALPADS

Mr. Bonnell,

I'm the Executive Director of Citizens of the World Los Angeles, a charter school network in Los Angeles. I just left you a voicemail as well.

I'm reaching out to you at the suggestion of Katrina Johantgen, the Executive Director of CSFA, and Ian Davis, who runs the SB 740 program. My organization is working on a policy issue with CSFA/SB 740, and Katrina and Ian suggested that I reach out to you to understand CALPAD's capabilities to pull a report that would help resolve this issue.

Can we find 10-15 minutes in the next couple of days to connect via phone?

I very much appreciate your assistance in advance.

Best,
Mark

CITIZENS OF THE WORLD CHARTER SCHOOLS LOS ANGELES

Mark Kleger-Heine
Executive Director

Citizens of the World Los Angeles
5371 Wilshire Boulevard, Suite 200
Los Angeles, California 90036
Phone: (323) 491-8015
Email: mkleger-heine@cwclosangeles.org
Website: www.cwclosangeles.org

Multilingual and Multicultural Education Department

Dual Language Education Programs Office

Questions and Answers

What is Dual Language Education?

In Dual Language Education, students receive instruction in all content areas in both English and a second language (referred to as the target language) beginning in kindergarten. At the elementary level, students have a minimum of 50% of each instructional day in the target language. At the secondary level, students have a minimum of two periods in a six period day that are taught 100% in the target language.

What are the goals of Dual Language Education?

The three goals are bilingualism and biliteracy, academic achievement in both languages and sociocultural competence.

Who is eligible to participate in Dual Language Education?

All students may participate in a Dual Language program beginning in kindergarten or first grade. However, only English Learners with a high level of proficiency in English can be enrolled in a program of a different target language.

Can my child enter a Dual Language program at any grade level?

District Dual Language Education programs begin in kindergarten. English Learners of the target language may enter the program at any time. English speakers who wish to enter the program at second grade or above will be assessed in the target language. Their target language performance must be on a par with students already in a program. This will be determined at the school site.

How do I enroll my child in a dual language program?

Parents can find out about all dual language programs offered in the LAUSD by going to

eChoices.lausd.net

How many programs are there in LAUSD? What target language are offered?

In the 2018-2019 school year there are a total of 137 programs. Target languages are Spanish, Korean, Mandarin, Armenian, French and Arabic.

IMPORTANT NOTE:

MAGNET PROGRAMS

Why Apply?

− INTRODUCTION

Since 1977, the Los Angeles Unified School District (L.A. Unified) has been at the forefront of providing high-quality instruction and a rigorous curriculum designed to facilitate student learning and promote academic achievement for all District students participating in its Court-Ordered voluntary integration programs. The Magnet and PWT programs are in alignment with L.A. Unified goals: 100 percent graduation, proficiency for all, 100 percent attendance, parent, community and student engagement, school safety, and building a solid foundation for early learners. These voluntary integration programs, Magnet and Permits With Transportation (PWT), were established to address the Five Harms of Racial Isolation:

- Low Academic Achievement
- Low Self-Esteem
- Lack of access to Post-secondary Opportunities
- Interracial Hostility and Intolerance
- Overcrowded Conditions

+ **MAGNET PROGRAMS**
+ **SELECTION PROCESS**
+ **MAGNET PRIORITY POINT SYSTEM**
+ **MAGNET APPLICATION GUIDELINES**
+ **KINDERGARTEN AND FIRST GRADE APPLICANTS**
+ **TRANSPORTATION GUIDELINES**
+ **COMPTON UNIFIED SCHOOL DISTRICT (CUSD) APPLICANTS**
+ **LATE APPLICATION PROCESS 2018-2019**
+ **MAGNET MISSION STATEMENT**
+ **CONTINUOUS ENROLLMENT PROCESS 2018-2019**
+ **NEW SCHOOLS AND CENTERS**
+ **SCHOOL TOUR INFORMATION**
+ **TRANSPORTATION INFORMATION**
+ **MAGNET THEMES**

English • **En Español**

Questions? Review the **User Guide**
Still have questions? **Contact Us** or Email **ApplyforSchools@lausd.net**

Browsers and Operating Systems Compatibility

lausd.net apply.lausd.net echoices.lausd.net goto.lausd.net passportapp.lausd.net

© 2019 - LOS ANGELES UNIFIED SCHOOL DISTRICT
333 S Beaudry Ave., Los Angeles, CA 90017
Telephone: (213) 241-4177
Hours of Operation: 7:30 am-5:30 pm Monday through Friday

MEMBERS OF THE BOARD

MÓNICA GARCÍA, PRESIDENT
KELLY GONEZ
DR. GEORGE J. MCKENNA III
NICK MELVOIN
SCOTT M. SCHMERELSON
DR. RICHARD A. VLADOVIC

LOS ANGELES UNIFIED SCHOOL DISTRICT
ADMINISTRATIVE OFFICES
333 South Beaudry Avenue, 25th Floor
Los Angeles, California 90017
Telephone: (213) 241-4822 | Fax: (213) 241-8977

AUSTIN BEUTNER
Superintendent

FRANCES GIPSON, Ph.D.
Chief Academic Officer

January 9, 2019

California School Finance Authority
915 Capitol Mall, Suite 101
Sacramento, CA 95814
Attention: SB 740 Appeals

Re: Attendance Area Verification for Citizens of the World Mar Vista

Dear California School Finance Authority:

It is the understanding of the Los Angeles Unified School District ("LAUSD") that Citizens of the World Mar Vista ("CWC Mar Vista") has applied for rent and lease reimbursements through the Charter School Facilities Grant Program ("SB 740").

The Implementing Regulations for SB 740 state that a charter school's eligibility for SB 740 is determined in part on the "elementary school attendance area where the charter school site is located, as determined by the local school district." (Title 2, California Code of Regulations Section 10170.3(d).) In this letter, I share with you the attendance area where CWC Mar Vista is located, as determined by LAUSD, the local school district.

CWC Mar Vista's physical addresses for its private sites are 11561 Gateway Blvd, Los Angeles, CA 90064 and 11500-11518 W Pico Blvd, Los Angeles, CA 90064. These addresses are both located within the attendance areas of both Richland Avenue Elementary School and the Richland Avenue Elementary World Language Immersion French Program.

In addition, as any age-appropriate student who resides within LAUSD's boundaries may apply for acceptance to any of LAUSD's Magnet and Dual Language programs, the attendance area for LAUSD's Magnet and Dual Language programs is the boundaries of LAUSD.

Therefore, CWC Mar Vista is also located within the attendance area of all of LAUSD's Magnet and Dual Language programs that serve elementary grades, including Richland Avenue Elementary World Language Immersion French Program, Westside Global Awareness Magnet, Carthay Elementary Environmental Studies Magnet, and Dr. Sammy Lee Medical and Health Science Magnet Elementary, among numerous others.

If you have any questions, please reach out to Nick Melvoin's office at nick.melvoin@lausd.net or 213-241-6387.

Thank you in advance for your support. We look forward to a positive resolution to CWC Mar Vista's appeal soon.

Sincerely,

Frances Gipson
Chief Academic Officer, LAUSD

cc: Mark Kleger-Heine, Executive Director, Citizens of the World Los Angeles

Attachment C

California Department of Education

San Pascual Elementary Science Technology Engineering Arts And Mathematics (STEAM) Magnet

County	Los Angeles
District	Los Angeles Unified
School	San Pascual Elementary Science Technology Engineering Arts And Mathematics (STEAM) Magnet
CDS Code	19 64733 6019046
School Address	815 San Pascual Ave. Los Angeles, CA 90042-3030 Google Map
Mailing Address	815 San Pascual Ave. Los Angeles, CA 90042-3030
Phone Number	(323) 255-8354
Fax Number	(323) 255-5663
Email	Information Not Available
Web Address	www.sanpascual-lausd-ca.schoolloop.com
Administrator	Paula Cordoba Principal paula.cordoba@lausd.net
Chief Business Official	Information Not Available
Status	Active
Open Date	July 1, 1924
School Type	Elementary Schools (Public)
Educational Program Type	Traditional
Low Grade	K
High Grade	6
Public School	Yes
Charter	No
Magnet	Yes
Year Round	No

Virtual Instruction	Not Virtual
Multilingual Instruction	No
NCES/Federal School ID	03329
CDS Coordinator (Contact for Data Updates)	Kathleen Tyler (213) 241-2450 Update Data Request

Questions: CDS Administration | cdsadmin@cde.ca.gov | 916-327-4014

California Department of Education

Vintage Math/Science/Technology Magnet

County	Los Angeles
District	Los Angeles Unified
School	Vintage Math/Science/Technology Magnet
CDS Code	19 64733 6019798
School Address	15848 Stare St. North Hills, CA 91343-1423 Google Map
Mailing Address	15848 Stare St. North Hills, CA 91343-1423
Phone Number	(818) 892-8661
Fax Number	(818) 830-9456
Email	Information Not Available
Web Address	Information Not Available
Administrator	Nancy Williams-Mourao Principal new5993@lausd.net
Chief Business Official	Information Not Available
Status	Active
Open Date	July 1, 1955
School Type	Alternative Schools of Choice
Educational Program Type	Alternative School of Choice
Low Grade	K
High Grade	5
Public School	Yes
Charter	No
Magnet	Yes
Year Round	No
Virtual Instruction	Not Virtual

Multilingual Instruction	No
NCES/Federal School ID	03438
CDS Coordinator (Contact for Data Updates)	Kathleen Tyler (213) 241-2450 Update Data Request

Questions: CDS Administration | cdsadmin@cde.ca.gov | 916-327-4014

California Department of Education

Rockdale Visual & Performing Arts Magnet

County	Los Angeles
District	Los Angeles Unified
School	Rockdale Visual & Performing Arts Magnet
CDS Code	19 64733 6018949
School Address	1303 Yosemite Dr. Los Angeles, CA 90041-2434 Google Map
Mailing Address	1303 Yosemite Dr. Los Angeles, CA 90041-2434
Phone Number	(323) 255-6793
Fax Number	(323) 255-2906
Email	Information Not Available
Web Address	www.rockdalerocks.com
Administrator	Stefani Williams Principal sdw6602@lausd.net
Chief Business Official	Information Not Available
Status	Active
Open Date	July 1, 1912
School Type	Elementary Schools (Public)
Educational Program Type	Traditional
Low Grade	K
High Grade	6
Public School	Yes
Charter	No
Magnet	Yes
Year Round	No
Virtual Instruction	Not Virtual

Multilingual Instruction	No
NCES/Federal School ID	03312
CDS Coordinator (Contact for Data Updates)	Kathleen Tyler (213) 241-2450 Update Data Request

Questions: CDS Administration | cdsadmin@cde.ca.gov | 916-327-4014

California Department of Education

Loyola Village Fine And Performing Arts Magnet

County	Los Angeles
District	Los Angeles Unified
School	Loyola Village Fine And Performing Arts Magnet
CDS Code	19 64733 6017982
School Address	8821 Villanova Ave. Los Angeles, CA 90045-3496 Google Map
Mailing Address	8821 Villanova Ave. Los Angeles, CA 90045-3496
Phone Number	(310) 670-0480
Fax Number	(310) 216-9529
Email	Information Not Available
Web Address	www.loyolavillageartsmagnet.org/
Administrator	Krishnay Smith Principal krishna.smith@lausd.net
Chief Business Official	Information Not Available
Status	Active
Open Date	July 1, 1947
School Type	Elementary Schools (Public)
Educational Program Type	Traditional
Low Grade	K
High Grade	5
Public School	Yes
Charter	No
Magnet	Yes
Year Round	No
Virtual Instruction	Not Virtual

Multilingual Instruction	No
NCES/Federal School ID	03153
CDS Coordinator (Contact for Data Updates)	Kathleen Tyler (213) 241-2450 Update Data Request

Questions: CDS Administration | cdsadmin@cde.ca.gov | 916-327-4014

California Department of Education

Los Feliz Science/Tech/Engineer/Math/Medicine Magnet

County	Los Angeles
District	Los Angeles Unified
School	Los Feliz Science/Tech/Engineer/Math/Medicine Magnet
CDS Code	19 64733 6017974
School Address	1740 North New Hampshire Ave. Los Angeles, CA 90027-4208 Google Map
Mailing Address	1740 North New Hampshire Ave. Los Angeles, CA 90027-4208
Phone Number	(323) 663-0674
Fax Number	(323) 664-6045
Email	Information Not Available
Web Address	www.lfe-lausd-ca.schoolloop.com
Administrator	Katherine Pilkinton Principal kpilkint@lausd.net
Chief Business Official	Information Not Available
Status	Active
Open Date	July 1, 1910
School Type	Elementary Schools (Public)
Educational Program Type	Traditional
Low Grade	K
High Grade	6
Public School	Yes
Charter	No
Magnet	Yes
Year Round	No
Virtual Instruction	Not Virtual

Multilingual Instruction	No
NCES/Federal School ID	03152
CDS Coordinator (Contact for Data Updates)	Kathleen Tyler (213) 241-2450 Update Data Request

Questions: CDS Administration | cdsadmin@cde.ca.gov | 916-327-4014

California Department of Education

Lomita Math/Science/Technology Magnet

County	Los Angeles
District	Los Angeles Unified
School	Lomita Math/Science/Technology Magnet
CDS Code	19 64733 6017933
School Address	2211 247th St. Lomita, CA 90717-1503 Google Map
Mailing Address	2211 247th St. Lomita, CA 90717-1503
Phone Number	(310) 784-6700
Fax Number	(310) 326-0632
Email	Information Not Available
Web Address	www.lomitamsm-lausd-ca.schoolloop.com
Administrator	Jorge Olmos Principal jxo4965@lausd.net
Chief Business Official	Information Not Available
Status	Active
Open Date	July 1, 1909
School Type	Alternative Schools of Choice
Educational Program Type	Alternative School of Choice
Low Grade	K
High Grade	5
Public School	Yes
Charter	No
Magnet	Yes
Year Round	No
Virtual Instruction	Not Virtual

Multilingual Instruction	No
NCES/Federal School ID	03145
CDS Coordinator (Contact for Data Updates)	Kathleen Tyler (213) 241-2450 Update Data Request

Questions: CDS Administration | cdsadmin@cde.ca.gov | 916-327-4014

California Department of Education

Haskell Elementary Science Technology Engineering Arts And Mathematics (STEAM) Magnet

County	Los Angeles
District	Los Angeles Unified
School	Haskell Elementary Science Technology Engineering Arts And Mathematics (STEAM) Magnet
CDS Code	19 64733 6017503
School Address	15850 Tulsa St. Granada Hills, CA 91344-5525 Google Map
Mailing Address	15850 Tulsa St. Granada Hills, CA 91344-5525
Phone Number	(818) 366-6431
Fax Number	(818) 360-4627
Email	Information Not Available
Web Address	www.haskellelementary.org
Administrator	Connie Covert Principal connie.covert@lausd.net
Chief Business Official	Information Not Available
Status	Active
Open Date	July 1, 1956
School Type	Elementary Schools (Public)
Educational Program Type	Traditional
Low Grade	K
High Grade	5
Public School	Yes
Charter	No
Magnet	Yes
Year Round	No

Virtual Instruction	Not Virtual
Multilingual Instruction	No
NCES/Federal School ID	03074
CDS Coordinator (Contact for Data Updates)	Kathleen Tyler (213) 241-2450 Update Data Request

Questions: CDS Administration | cdsadmin@cde.ca.gov | 916-327-4014

California Department of Education

Tom Bradley Global Awareness Magnet

County	Los Angeles
District	Los Angeles Unified
School	Tom Bradley Global Awareness Magnet
CDS Code	19 64733 6016810
School Address	3875 Dublin Ave. Los Angeles, CA 90008-1945 Google Map
Mailing Address	3875 Dublin Ave. Los Angeles, CA 90008-1945
Phone Number	(323) 292-8195
Fax Number	(323) 292-2413
Email	Information Not Available
Web Address	www.tombradleyglobal.org
Administrator	Monique Bell Principal mbrig1@lausd.net
Chief Business Official	Information Not Available
Status	Active
Open Date	July 1, 1926
School Type	Alternative Schools of Choice
Educational Program Type	Alternative School of Choice
Low Grade	K
High Grade	5
Public School	Yes
Charter	No
Magnet	Yes
Year Round	No
Virtual Instruction	Not Virtual

Multilingual Instruction	No
NCES/Federal School ID	02967
CDS Coordinator (Contact for Data Updates)	Kathleen Tyler (213) 241-2450 Update Data Request

Questions: CDS Administration | cdsadmin@cde.ca.gov | 916-327-4014

California Department of Education

Dr. Sammy Lee Medical and Health Science Magnet Elementary

County	Los Angeles
District	Los Angeles Unified
School	Dr. Sammy Lee Medical and Health Science Magnet Elementary
CDS Code	19 64733 0128710
School Address	3600 Council St. Los Angeles, CA 90004-4840 Google Map
Mailing Address	3600 Council St. Los Angeles, CA 90004-4840
Phone Number	(213) 368-8775
Fax Number	(213) 487-7020
Email	Information Not Available
Web Address	www.drsammyleemag-lausd-ca.schoolloop.com/
Administrator	Kerry Kehrley Principal kkehrley@lausd.net
Chief Business Official	Information Not Available
Status	Active
Open Date	August 13, 2013
School Type	Elementary Schools (Public)
Educational Program Type	Traditional
Low Grade	K
High Grade	5
Public School	Yes
Charter	No
Magnet	Yes
Year Round	No
Virtual Instruction	Not Virtual

Multilingual Instruction	No
NCES/Federal School ID	13726
CDS Coordinator (Contact for Data Updates)	Kathleen Tyler (213) 241-2450 Update Data Request

Questions: CDS Administration | cdsadmin@cde.ca.gov | 916-327-4014

California Department of Education

Westside Global Awareness Magnet

County	Los Angeles
District	Los Angeles Unified
School	Westside Global Awareness Magnet
CDS Code	19 64733 1931054
School Address	104 Anchorage St. Marina Del Rey, CA 90292-5102 Google Map
Mailing Address	104 Anchorage St. Marina Del Rey, CA 90292-5102
Phone Number	(310) 821-2039
Fax Number	(310) 306-9730
Email	Information Not Available
Web Address	www.westsideglobalawareness.org
Administrator	Cyril Baird Principal csb8487@lausd.net
Chief Business Official	Information Not Available
Status	Active
Open Date	July 1, 1926
School Type	Alternative Schools of Choice
Educational Program Type	Alternative School of Choice
Low Grade	K
High Grade	8
Public School	Yes
Charter	No
Magnet	Yes
Year Round	No
Virtual Instruction	Not Virtual

Multilingual Instruction	No
NCES/Federal School ID	02822
CDS Coordinator (Contact for Data Updates)	Kathleen Tyler (213) 241-2450 Update Data Request

Questions: CDS Administration | cdsadmin@cde.ca.gov | 916-327-4014

California Department of Education

Carthay Elementary Of Environmental Studies Magnet

County	Los Angeles
District	Los Angeles Unified
School	Carthay Elementary Of Environmental Studies Magnet
CDS Code	19 64733 6016372
School Address	6351 West Olympic Blvd. Los Angeles, CA 90048-5411 Google Map
Mailing Address	6351 West Olympic Blvd. Los Angeles, CA 90048-5411
Phone Number	(323) 935-8173
Fax Number	(323) 933-2698
Email	Information Not Available
Web Address	www.carthay-lausd-ca.schoolloop.com
Administrator	Sharon Hall Johnson Principal sharon.halljohnson@lausd.net
Chief Business Official	Information Not Available
Status	Active
Open Date	July 1, 1923
School Type	Elementary Schools (Public)
Educational Program Type	Traditional
Low Grade	K
High Grade	5
Public School	Yes
Charter	No
Magnet	Yes
Year Round	No
Virtual Instruction	Not Virtual

Multilingual Instruction	No
NCES/Federal School ID	02901
CDS Coordinator (Contact for Data Updates)	Kathleen Tyler (213) 241-2450 Update Data Request

Questions: CDS Administration | cdsadmin@cde.ca.gov | 916-327-4014

California Department of EDUCATION

Find a SARC

2017-18

This web page contains School Accountability Report Card (SARC) Reports provided to the California Department of Education (CDE) by the local educational agencies (LEAs) regarding the performance of their schools on a variety of indicators. The SARC Reports are posted in either of the following three forms: (1) an online SARC Report completed via the Web Application, (2) an uploaded vendor-created or custom-created PDF copy of the completed SARC, or (3) an accurate URL to the Web site address where the SARC is posted on the school/LEA Web site. If a school's SARC is not available, please contact the school or district.

For more information on the SARC, visit the CDE SARC web page at http://www.cde.ca.gov/ta/ac/sa/.

You can search any column in the table below. Simply begin typing in the search box.

Schools

10 records per page

Search: vintage math

CDS Code *	School	District	County	City	View SARC
19647336019798	Vintage Math/Science/Technology Magnet	Los Angeles Unified	Los Angeles	North Hills	

Showing 1 to 1 of 1 entries

← Previous 1 Next →

* This 14-digit code is the official, unique identification of a school within California. The first two digits identify the county, the next five digits identify the school district, and the last seven digits identify the school.

Questions: SARC TEAM | sarc@cde.ca.gov | 916-319-0406

California Department of Education
1430 N Street
Sacramento, CA 95814

California Department of EDUCATION

Find a SARC

2017-18

This web page contains School Accountability Report Card (SARC) Reports provided to the California Department of Education (CDE) by the local educational agencies (LEAs) regarding the performance of their schools on a variety of indicators. The SARC Reports are posted in either of the following three forms: (1) an online SARC Report completed via the Web Application, (2) an uploaded vendor-created or custom-created PDF copy of the completed SARC, or (3) an accurate URL to the Web site address where the SARC is posted on the school/LEA Web site. If a school's SARC is not available, please contact the school or district.

For more information on the SARC, visit the CDE SARC web page at http://www.cde.ca.gov/ta/ac/sa/.

You can search any column in the table below. Simply begin typing in the search box.

Schools

10 records per page

Search: san pascu

CDS Code *	School	District	County	City	View SARC
19647336019046	San Pascual Elementary Science Technology Engineering Arts And Mathematics (STEAM) Magnet	Los Angeles Unified	Los Angeles	Los Angeles	

Showing 1 to 1 of 1 entries

← Previous 1 Next →

* This 14-digit code is the official, unique identification of a school within California. The first two digits identify the county, the next five digits identify the school district, and the last seven digits identify the school.

Questions: SARC TEAM | sarc@cde.ca.gov | 916-319-0406

California Department of Education
1430 N Street
Sacramento, CA 95814

California Department of EDUCATION

Find a SARC

2017-18

This web page contains School Accountability Report Card (SARC) Reports provided to the California Department of Education (CDE) by the local educational agencies (LEAs) regarding the performance of their schools on a variety of indicators. The SARC Reports are posted in either of the following three forms: (1) an online SARC Report completed via the Web Application, (2) an uploaded vendor-created or custom-created PDF copy of the completed SARC, or (3) an accurate URL to the Web site address where the SARC is posted on the school/LEA Web site. If a school's SARC is not available, please contact the school or district.

For more information on the SARC, visit the CDE SARC web page at http://www.cde.ca.gov/ta/ac/sa/.

You can search any column in the table below. Simply begin typing in the search box.

Schools

10 records per page

Search: rockdale

CDS Code *	School	District	County	City	View SARC
19647336018949	Rockdale Visual & Performing Arts Magnet	Los Angeles Unified	Los Angeles	Los Angeles	

Showing 1 to 1 of 1 entries

← Previous 1 Next →

* This 14-digit code is the official, unique identification of a school within California. The first two digits identify the county, the next five digits identify the school district, and the last seven digits identify the school.

Questions: SARC TEAM | sarc@cde.ca.gov | 916-319-0406

California Department of Education
1430 N Street
Sacramento, CA 95814

California Department of EDUCATION

Find a SARC

2017-18

This web page contains School Accountability Report Card (SARC) Reports provided to the California Department of Education (CDE) by the local educational agencies (LEAs) regarding the performance of their schools on a variety of indicators. The SARC Reports are posted in either of the following three forms: (1) an online SARC Report completed via the Web Application, (2) an uploaded vendor-created or custom-created PDF copy of the completed SARC, or (3) an accurate URL to the Web site address where the SARC is posted on the school/LEA Web site. If a school's SARC is not available, please contact the school or district.

For more information on the SARC, visit the CDE SARC web page at http://www.cde.ca.gov/ta/ac/sa/.

You can search any column in the table below. Simply begin typing in the search box.

Schools

10 records per page

Search: loyola vi

CDS Code *	School	District	County	City	View SARC
19647336017982	Loyola Village Fine And Performing Arts Magnet	Los Angeles Unified	Los Angeles	Los Angeles	

Showing 1 to 1 of 1 entries

← Previous 1 Next →

* This 14-digit code is the official, unique identification of a school within California. The first two digits identify the county, the next five digits identify the school district, and the last seven digits identify the school.

Questions: SARC TEAM | sarc@cde.ca.gov | 916-319-0406

California Department of Education
1430 N Street
Sacramento, CA 95814

California Department of EDUCATION

Find a SARC

2017-18

This web page contains School Accountability Report Card (SARC) Reports provided to the California Department of Education (CDE) by the local educational agencies (LEAs) regarding the performance of their schools on a variety of indicators. The SARC Reports are posted in either of the following three forms: (1) an online SARC Report completed via the Web Application, (2) an uploaded vendor-created or custom-created PDF copy of the completed SARC, or (3) an accurate URL to the Web site address where the SARC is posted on the school/LEA Web site. If a school's SARC is not available, please contact the school or district.

For more information on the SARC, visit the CDE SARC web page at http://www.cde.ca.gov/ta/ac/sa/.

You can search any column in the table below. Simply begin typing in the search box.

Schools

10 records per page

Search: los feliz sci

CDS Code *	School	District	County	City	View SARC
19647336017974	Los Feliz Science/Tech/Engineer/Math/Medicine Magnet	Los Angeles Unified	Los Angeles	Los Angeles	

Showing 1 to 1 of 1 entries

← Previous 1 Next →

* This 14-digit code is the official, unique identification of a school within California. The first two digits identify the county, the next five digits identify the school district, and the last seven digits identify the school.

Questions: SARC TEAM | sarc@cde.ca.gov | 916-319-0406

California Department of Education
1430 N Street
Sacramento, CA 95814

California Department of EDUCATION

Find a SARC

2017-18

This web page contains School Accountability Report Card (SARC) Reports provided to the California Department of Education (CDE) by the local educational agencies (LEAs) regarding the performance of their schools on a variety of indicators. The SARC Reports are posted in either of the following three forms: (1) an online SARC Report completed via the Web Application, (2) an uploaded vendor-created or custom-created PDF copy of the completed SARC, or (3) an accurate URL to the Web site address where the SARC is posted on the school/LEA Web site. If a school's SARC is not available, please contact the school or district.

For more information on the SARC, visit the CDE SARC web page at http://www.cde.ca.gov/ta/ac/sa/.

You can search any column in the table below. Simply begin typing in the search box.

Schools

10 records per page

Search: lomita math

CDS Code *	School	District	County	City	View SARC
19647336017933	Lomita Math/Science/Technology Magnet	Los Angeles Unified	Los Angeles	Lomita	

Showing 1 to 1 of 1 entries

← Previous 1 Next →

* This 14-digit code is the official, unique identification of a school within California. The first two digits identify the county, the next five digits identify the school district, and the last seven digits identify the school.

Questions: SARC TEAM | sarc@cde.ca.gov | 916-319-0406

California Department of Education
1430 N Street
Sacramento, CA 95814

California Department of EDUCATION

Find a SARC

2017-18

This web page contains School Accountability Report Card (SARC) Reports provided to the California Department of Education (CDE) by the local educational agencies (LEAs) regarding the performance of their schools on a variety of indicators. The SARC Reports are posted in either of the following three forms: (1) an online SARC Report completed via the Web Application, (2) an uploaded vendor-created or custom-created PDF copy of the completed SARC, or (3) an accurate URL to the Web site address where the SARC is posted on the school/LEA Web site. If a school's SARC is not available, please contact the school or district.

For more information on the SARC, visit the CDE SARC web page at http://www.cde.ca.gov/ta/ac/sa/.

You can search any column in the table below. Simply begin typing in the search box.

Schools

10 records per page

Search: haskell ele

CDS Code *	School	District	County	City	View SARC
19647336017503	Haskell Elementary Science Technology Engineering Arts And Mathematics (STEAM) Magnet	Los Angeles Unified	Los Angeles	Granada Hills	

Showing 1 to 1 of 1 entries

← Previous 1 Next →

* This 14-digit code is the official, unique identification of a school within California. The first two digits identify the county, the next five digits identify the school district, and the last seven digits identify the school.

Questions: SARC TEAM | sarc@cde.ca.gov | 916-319-0406

California Department of Education
1430 N Street
Sacramento, CA 95814

California Department of EDUCATION

Find a SARC

2017-18

This web page contains School Accountability Report Card (SARC) Reports provided to the California Department of Education (CDE) by the local educational agencies (LEAs) regarding the performance of their schools on a variety of indicators. The SARC Reports are posted in either of the following three forms: (1) an online SARC Report completed via the Web Application, (2) an uploaded vendor-created or custom-created PDF copy of the completed SARC, or (3) an accurate URL to the Web site address where the SARC is posted on the school/LEA Web site. If a school's SARC is not available, please contact the school or district.

For more information on the SARC, visit the CDE SARC web page at http://www.cde.ca.gov/ta/ac/sa/.

You can search any column in the table below. Simply begin typing in the search box.

Schools

10 records per page

Search: tom bradley

CDS Code *	School	District	County	City	View SARC
19647336016810	Tom Bradley Global Awareness Magnet	Los Angeles Unified	Los Angeles	Los Angeles	

Showing 1 to 1 of 1 entries

← Previous 1 Next →

* This 14-digit code is the official, unique identification of a school within California. The first two digits identify the county, the next five digits identify the school district, and the last seven digits identify the school.

Questions: SARC TEAM | sarc@cde.ca.gov | 916-319-0406

California Department of Education
1430 N Street
Sacramento, CA 95814

California Department of EDUCATION

Find a SARC

2017-18

This web page contains School Accountability Report Card (SARC) Reports provided to the California Department of Education (CDE) by the local educational agencies (LEAs) regarding the performance of their schools on a variety of indicators. The SARC Reports are posted in either of the following three forms: (1) an online SARC Report completed via the Web Application, (2) an uploaded vendor-created or custom-created PDF copy of the completed SARC, or (3) an accurate URL to the Web site address where the SARC is posted on the school/LEA Web site. If a school's SARC is not available, please contact the school or district.

For more information on the SARC, visit the CDE SARC web page at http://www.cde.ca.gov/ta/ac/sa/.

You can search any column in the table below. Simply begin typing in the search box.

Schools

10 records per page

Search: sammy lee

CDS Code *	School	District	County	City	View SARC
19647330128710	Dr. Sammy Lee Medical and Health Science Magnet Elementary	Los Angeles Unified	Los Angeles	Los Angeles	

Showing 1 to 1 of 1 entries

← Previous 1 Next →

* This 14-digit code is the official, unique identification of a school within California. The first two digits identify the county, the next five digits identify the school district, and the last seven digits identify the school.

Questions: SARC TEAM | sarc@cde.ca.gov | 916-319-0406

California Department of Education
1430 N Street
Sacramento, CA 95814

California Department of EDUCATION

Find a SARC

2017-18

This web page contains School Accountability Report Card (SARC) Reports provided to the California Department of Education (CDE) by the local educational agencies (LEAs) regarding the performance of their schools on a variety of indicators. The SARC Reports are posted in either of the following three forms: (1) an online SARC Report completed via the Web Application, (2) an uploaded vendor-created or custom-created PDF copy of the completed SARC, or (3) an accurate URL to the Web site address where the SARC is posted on the school/LEA Web site. If a school's SARC is not available, please contact the school or district.

For more information on the SARC, visit the CDE SARC web page at http://www.cde.ca.gov/ta/ac/sa/.

You can search any column in the table below. Simply begin typing in the search box.

Schools

10 records per page

Search: westside glo

CDS Code *	School	District	County	City	View SARC
19647331931054	Westside Global Awareness Magnet	Los Angeles Unified	Los Angeles	Marina Del Rey	

Showing 1 to 1 of 1 entries

← Previous 1 Next →

* This 14-digit code is the official, unique identification of a school within California. The first two digits identify the county, the next five digits identify the school district, and the last seven digits identify the school.

Questions: SARC TEAM | sarc@cde.ca.gov | 916-319-0406

California Department of Education
1430 N Street
Sacramento, CA 95814

California Department of EDUCATION

Find a SARC

2017-18

This web page contains School Accountability Report Card (SARC) Reports provided to the California Department of Education (CDE) by the local educational agencies (LEAs) regarding the performance of their schools on a variety of indicators. The SARC Reports are posted in either of the following three forms: (1) an online SARC Report completed via the Web Application, (2) an uploaded vendor-created or custom-created PDF copy of the completed SARC, or (3) an accurate URL to the Web site address where the SARC is posted on the school/LEA Web site. If a school's SARC is not available, please contact the school or district.

For more information on the SARC, visit the CDE SARC web page at http://www.cde.ca.gov/ta/ac/sa/.

You can search any column in the table below. Simply begin typing in the search box.

Schools

10 records per page

Search: cartha

CDS Code *	School	District	County	City	View SARC
19647336016372	Carthay Elementary Of Environmental Studies Magnet	Los Angeles Unified	Los Angeles	Los Angeles	

Showing 1 to 1 of 1 entries

← Previous 1 Next →

* This 14-digit code is the official, unique identification of a school within California. The first two digits identify the county, the next five digits identify the school district, and the last seven digits identify the school.

Questions: SARC TEAM | sarc@cde.ca.gov | 916-319-0406

California Department of Education
1430 N Street
Sacramento, CA 95814

Smarter Balanced Assessment Test Results for:

School: Dr. Sammy Lee Medical And Health Science Magnet El

CDS Code: 19-64733-0128710

District: Los Angeles Unified

County: Los Angeles

SUMMARY REPORT CHANGE OVER TIME

Report Options

Select Year: 2018

Select Student Group: All Students (Default)

Apply Selections

To learn more about the results displayed below, please visit Understanding Results page.

In order to protect student privacy, an asterisk (*) will be displayed instead of a number on test results where 10 or fewer students had tested.

Smarter Balanced Results (2018)

ENGLISH LANGUAGE ARTS/LITERACY

Achievement Level Distribution

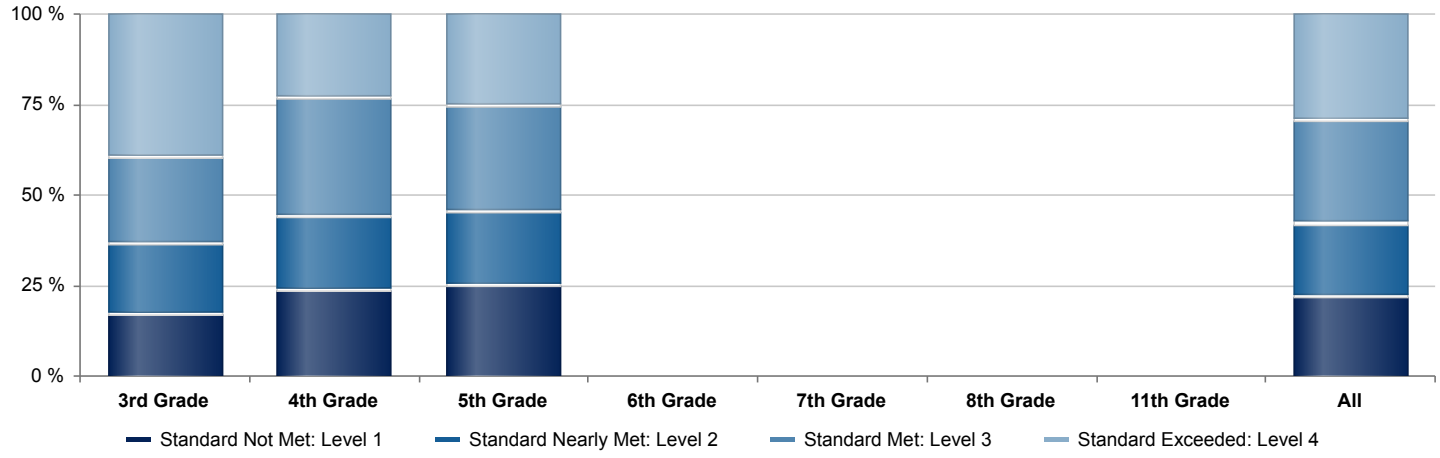

English Language Arts/Literacy Achievement Level Descriptors

Data Detail - All Students (accessible data)

MATHEMATICS

Achievement Level Distribution

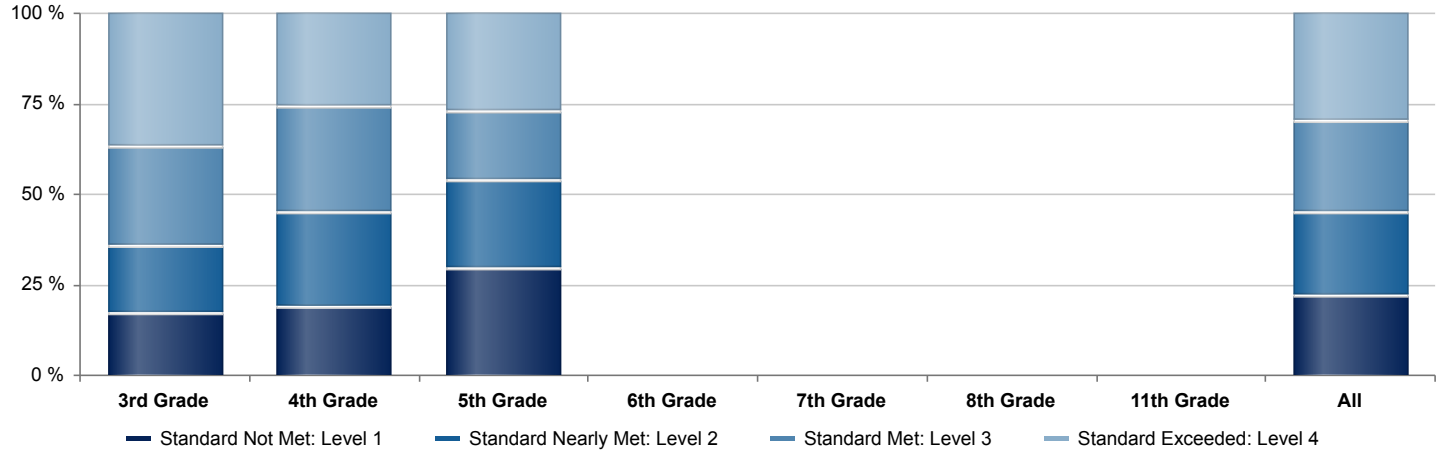

Mathematics Achievement Level Descriptors

Data Detail - All Students (accessible data)

Smarter Balanced Assessment Test Results for:

School: Westside Global Awareness Magnet

CDS Code: 19-64733-1931054

District: Los Angeles Unified

County: Los Angeles

SUMMARY REPORT CHANGE OVER TIME

Report Options

Select Year: 2018

Select Student Group: All Students (Default)

Apply Selections

To learn more about the results displayed below, please visit Understanding Results page.

In order to protect student privacy, an asterisk (*) will be displayed instead of a number on test results where 10 or fewer students had tested.

Smarter Balanced Results (2018)

ENGLISH LANGUAGE ARTS/LITERACY

Achievement Level Distribution

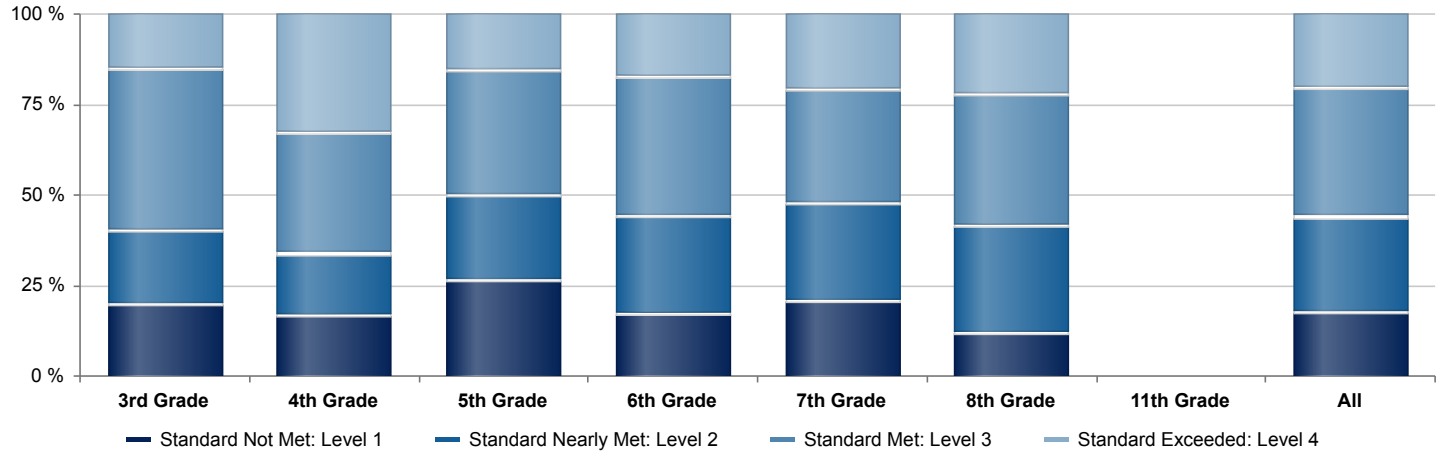

English Language Arts/Literacy Achievement Level Descriptors

Data Detail - All Students (accessible data)

MATHEMATICS

Achievement Level Distribution

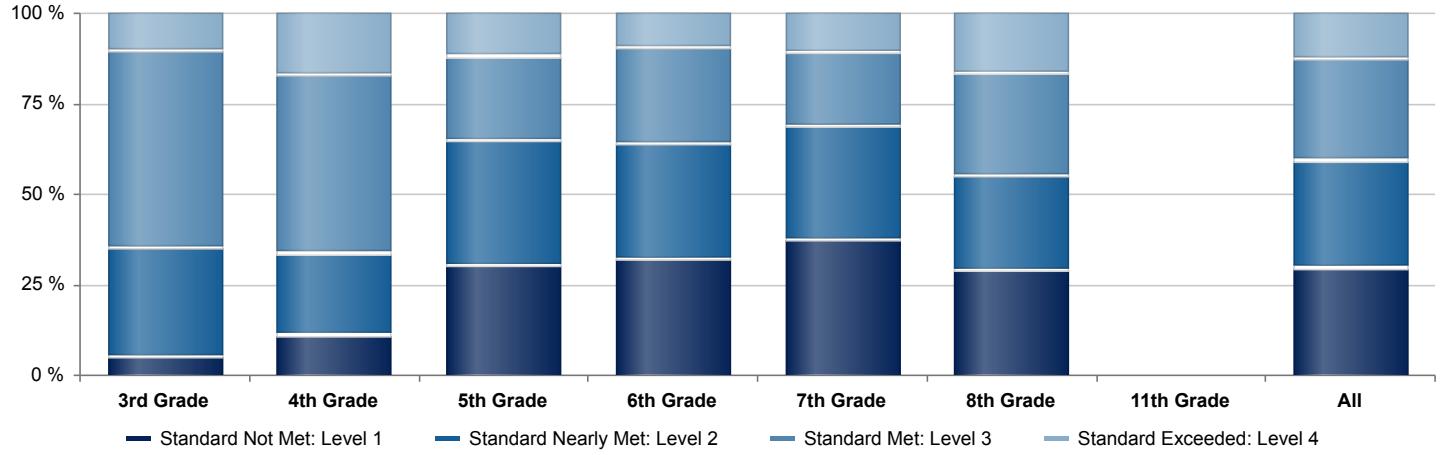

Mathematics Achievement Level Descriptors

Data Detail - All Students (accessible data)

Smarter Balanced Assessment Test Results for:

School: Tom Bradley Global Awareness Magnet

CDS Code: 19-64733-6016810

District: Los Angeles Unified

County: Los Angeles

SUMMARY REPORT CHANGE OVER TIME

Report Options

Select Year: 2018

Select Student Group: All Students (Default)

Apply Selections

To learn more about the results displayed below, please visit Understanding Results page.

In order to protect student privacy, an asterisk (*) will be displayed instead of a number on test results where 10 or fewer students had tested.

Smarter Balanced Results (2018)

ENGLISH LANGUAGE ARTS/LITERACY

Achievement Level Distribution

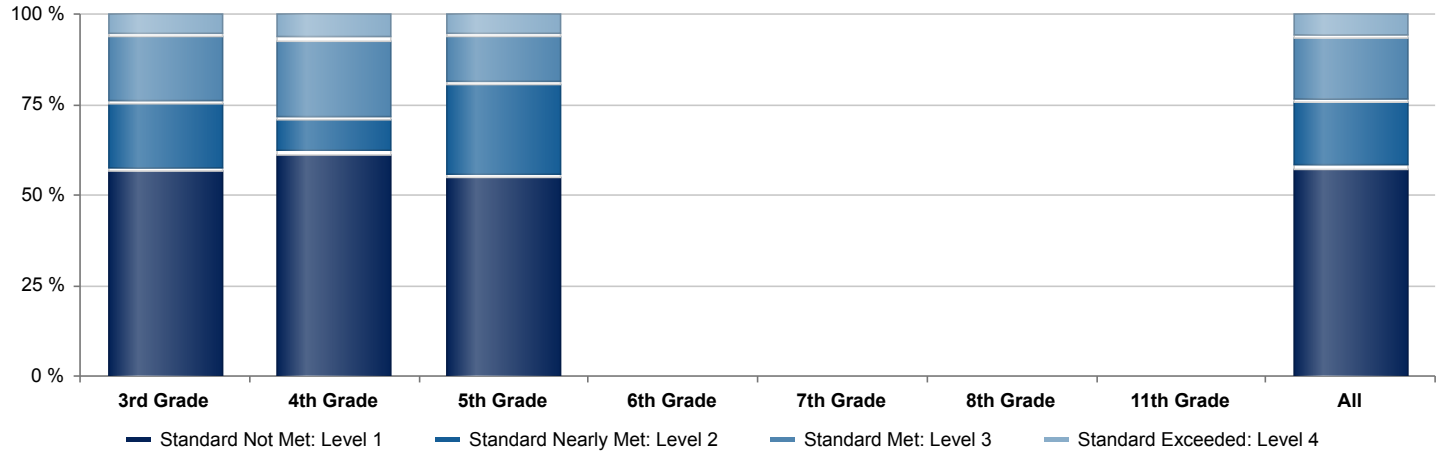

English Language Arts/Literacy Achievement Level Descriptors

Data Detail - All Students (accessible data)

MATHEMATICS

Achievement Level Distribution

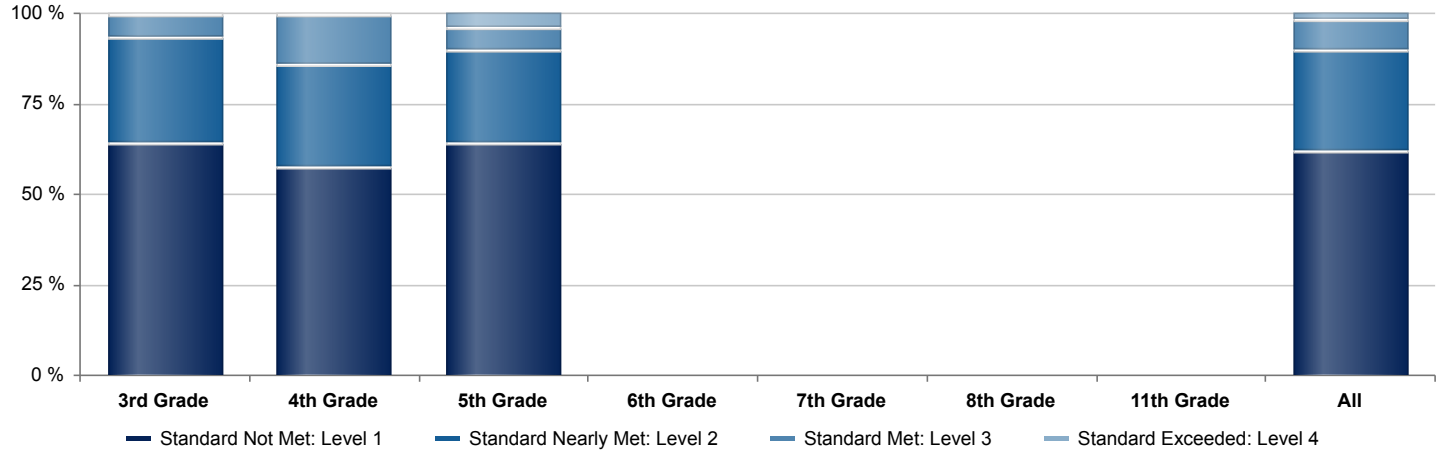

Mathematics Achievement Level Descriptors

Data Detail - All Students (accessible data)

Smarter Balanced Assessment Test Results for:

School: Carthay Elementary Of Environmental Studies Magnet

CDS Code: 19-64733-6016372

District: Los Angeles Unified

County: Los Angeles

SUMMARY REPORT CHANGE OVER TIME

Report Options

Select Year: 2018

Select Student Group: All Students (Default)

Apply Selections

To learn more about the results displayed below, please visit Understanding Results page.

In order to protect student privacy, an asterisk (*) will be displayed instead of a number on test results where 10 or fewer students had tested.

Smarter Balanced Results (2018)

ENGLISH LANGUAGE ARTS/LITERACY

Achievement Level Distribution

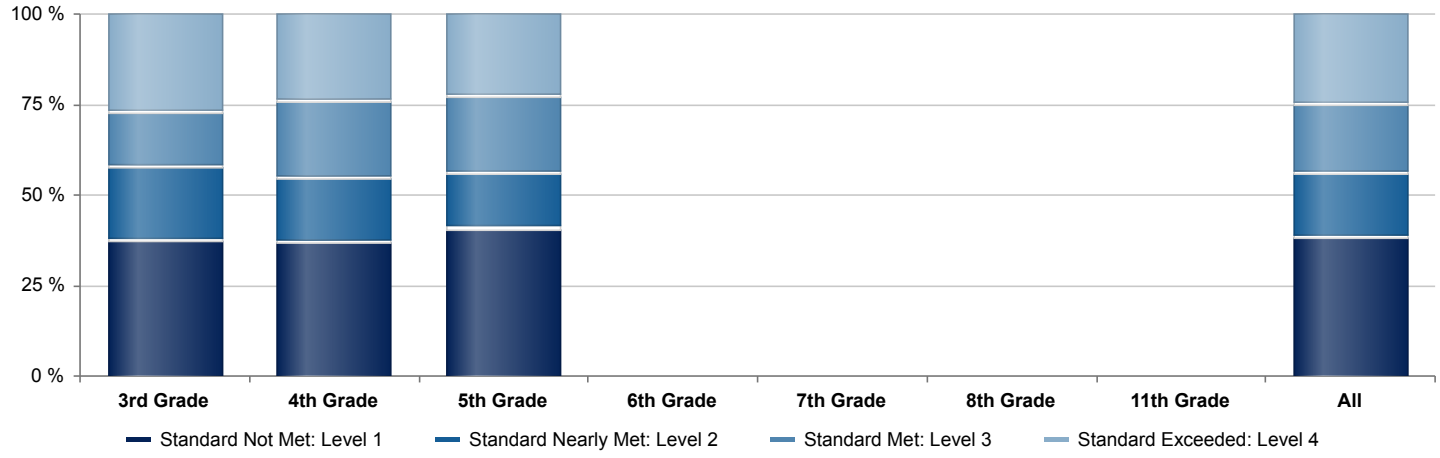

English Language Arts/Literacy Achievement Level Descriptors

Data Detail - All Students (accessible data)

MATHEMATICS

Achievement Level Distribution

Smarter Balanced Assessment Test Results for:

School: San Pascual Elementary Science Technology Engineer

CDS Code: 19-64733-6019046

District: Los Angeles Unified

County: Los Angeles

SUMMARY REPORT CHANGE OVER TIME

Report Options

Select Year: 2018

Select Student Group: All Students (Default)

Apply Selections

To learn more about the results displayed below, please visit Understanding Results page.

In order to protect student privacy, an asterisk (*) will be displayed instead of a number on test results where 10 or fewer students had tested.

Smarter Balanced Results (2018)

ENGLISH LANGUAGE ARTS/LITERACY

Achievement Level Distribution

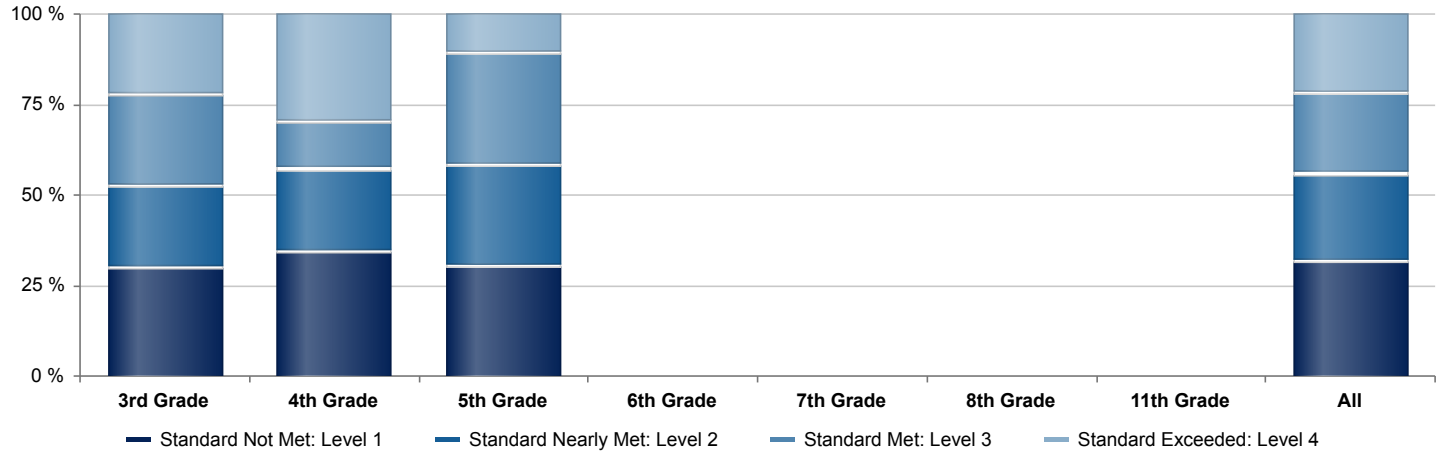

English Language Arts/Literacy Achievement Level Descriptors

Data Detail - All Students (accessible data)

MATHEMATICS

Achievement Level Distribution

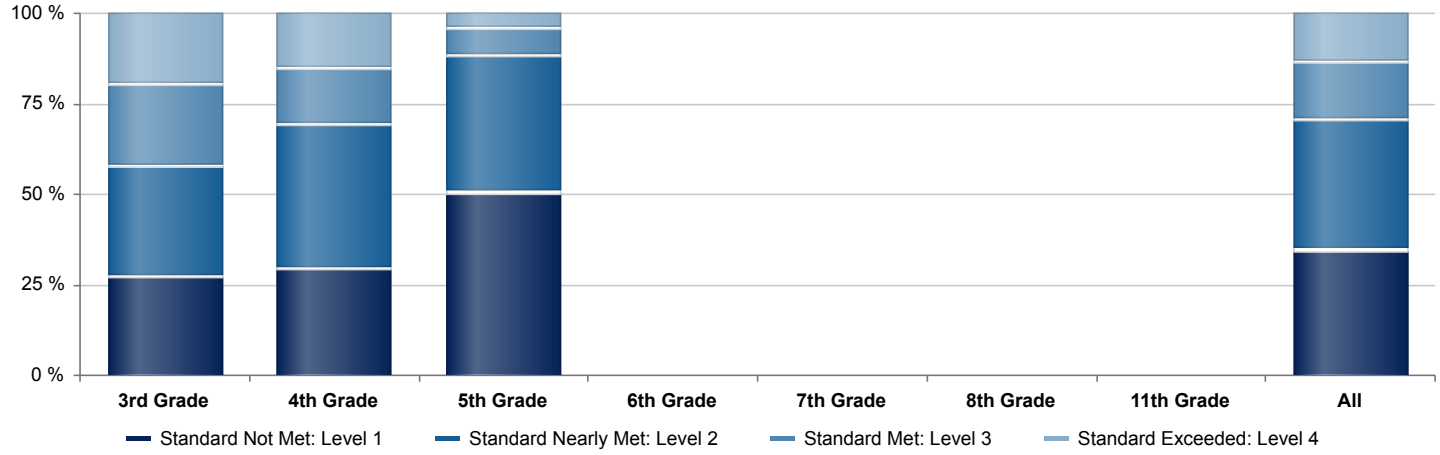

Mathematics Achievement Level Descriptors

Data Detail - All Students (accessible data)

Smarter Balanced Assessment Test Results for:

School: Vintage Math/Science/Technology Magnet

CDS Code: 19-64733-6019798

District: Los Angeles Unified

County: Los Angeles

SUMMARY REPORT CHANGE OVER TIME

Report Options

Select Year: 2018

Select Student Group: All Students (Default)

Apply Selections

To learn more about the results displayed below, please visit Understanding Results page.

In order to protect student privacy, an asterisk (*) will be displayed instead of a number on test results where 10 or fewer students had tested.

Smarter Balanced Results (2018)

ENGLISH LANGUAGE ARTS/LITERACY

Achievement Level Distribution

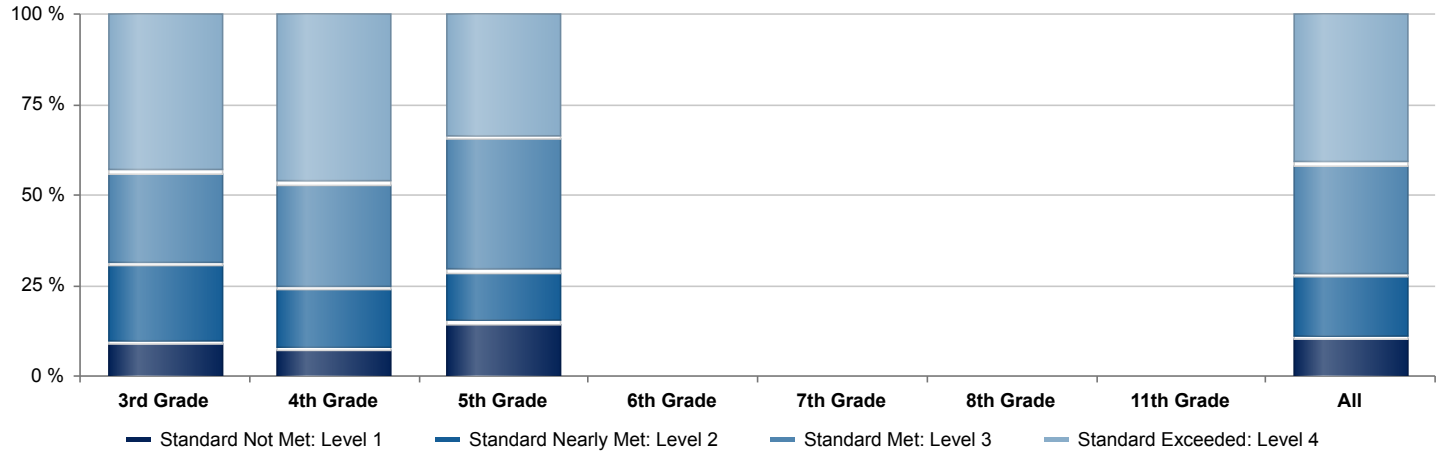

English Language Arts/Literacy Achievement Level Descriptors

Data Detail - All Students (accessible data)

MATHEMATICS

Achievement Level Distribution

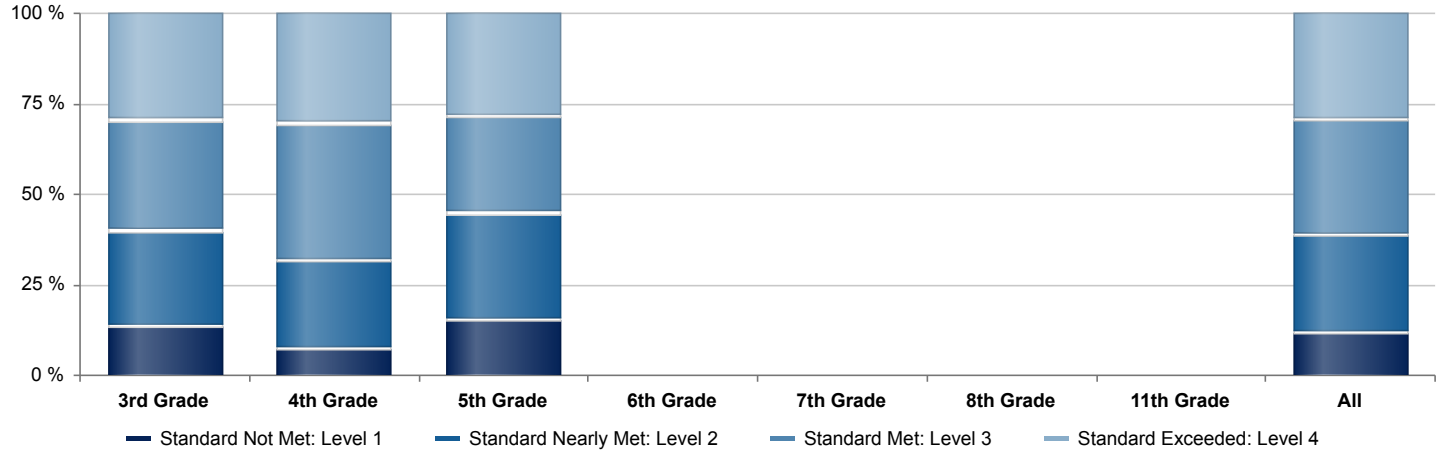

Mathematics Achievement Level Descriptors

Data Detail - All Students (accessible data)

Smarter Balanced Assessment Test Results for:

School: Rockdale Visual & Performing Arts Magnet

CDS Code: 19-64733-6018949

District: Los Angeles Unified

County: Los Angeles

SUMMARY REPORT CHANGE OVER TIME

Report Options

Select Year: 2018

Select Student Group: All Students (Default)

Apply Selections

To learn more about the results displayed below, please visit Understanding Results page.

In order to protect student privacy, an asterisk (*) will be displayed instead of a number on test results where 10 or fewer students had tested.

Smarter Balanced Results (2018)

ENGLISH LANGUAGE ARTS/LITERACY

Achievement Level Distribution

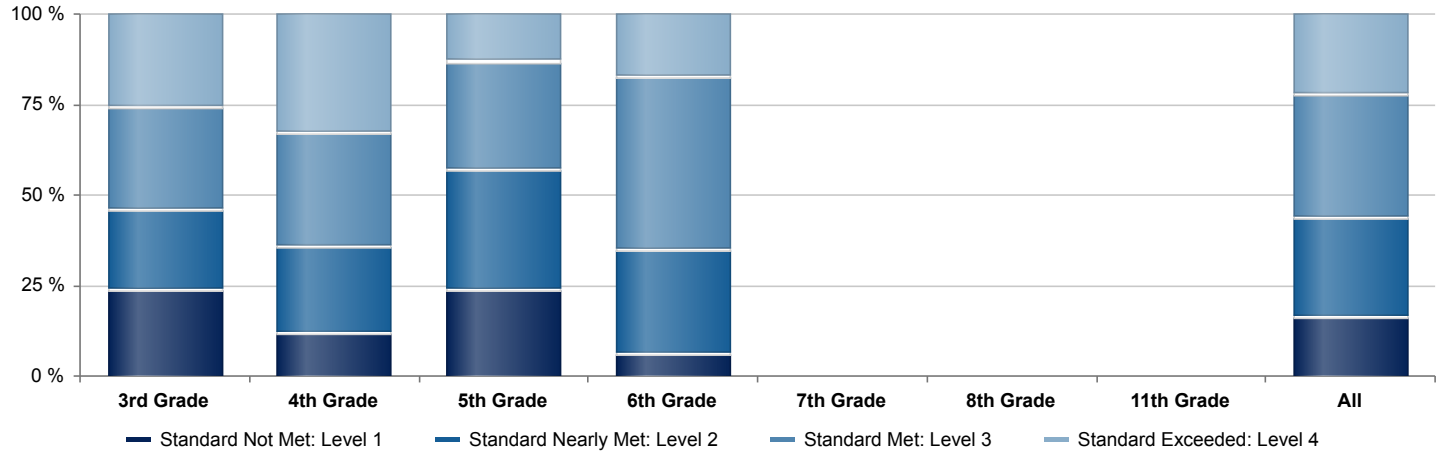

English Language Arts/Literacy Achievement Level Descriptors

Data Detail - All Students (accessible data)

MATHEMATICS

Achievement Level Distribution

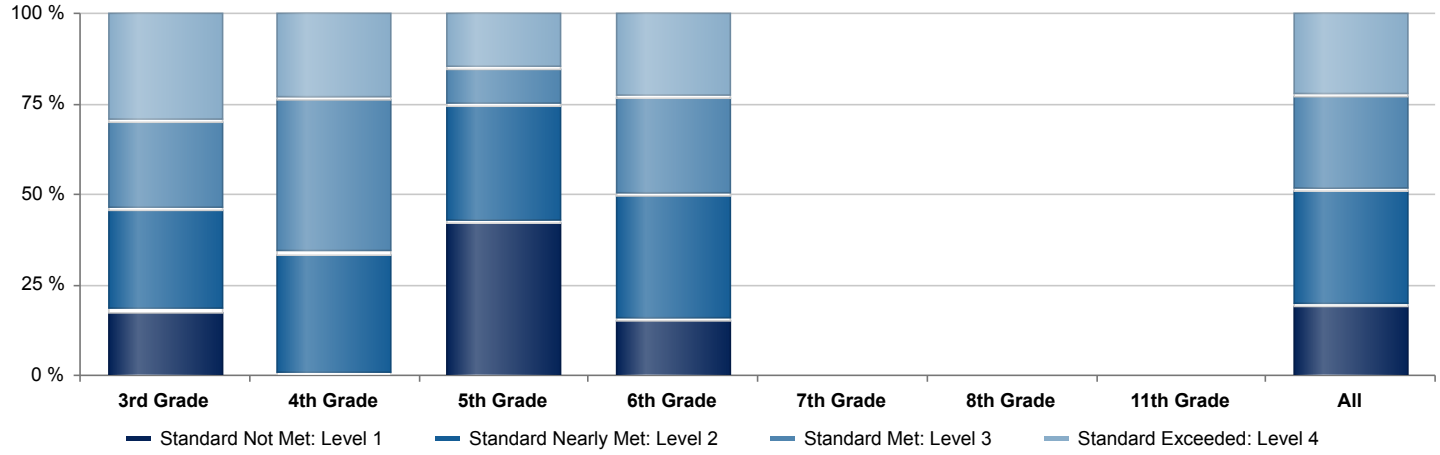

Mathematics Achievement Level Descriptors

Data Detail - All Students (accessible data)

Smarter Balanced Assessment Test Results for:

School: Loyola Village Fine And Performing Arts Magnet

CDS Code: 19-64733-6017982

District: Los Angeles Unified

County: Los Angeles

SUMMARY REPORT CHANGE OVER TIME

Report Options

Select Year: 2018

Select Student Group: All Students (Default)

Apply Selections

To learn more about the results displayed below, please visit Understanding Results page.

In order to protect student privacy, an asterisk (*) will be displayed instead of a number on test results where 10 or fewer students had tested.

Smarter Balanced Results (2018)

ENGLISH LANGUAGE ARTS/LITERACY

Achievement Level Distribution

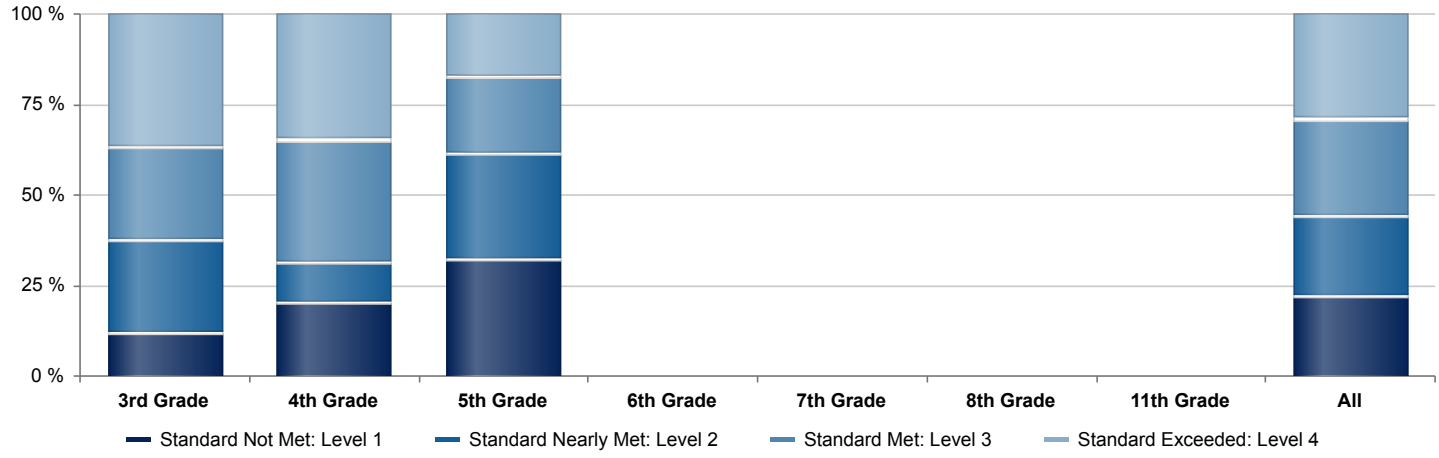

English Language Arts/Literacy Achievement Level Descriptors

Data Detail - All Students (accessible data)

MATHEMATICS

Achievement Level Distribution

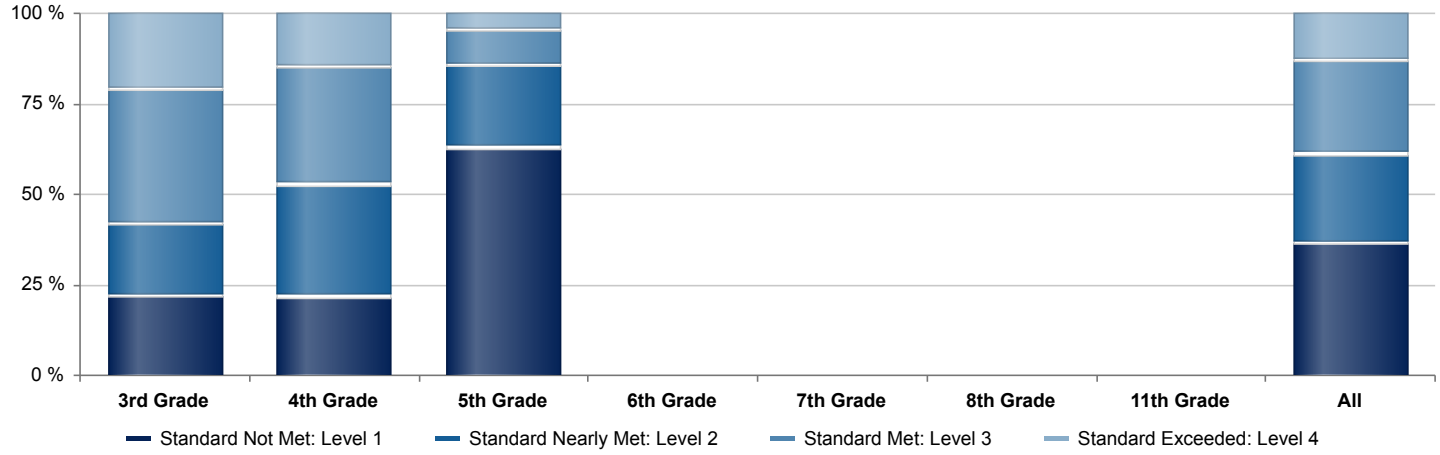

Mathematics Achievement Level Descriptors

Data Detail - All Students (accessible data)

Smarter Balanced Assessment Test Results for:

School: Los Feliz Science/Tech/Engineer/Math/Medicine Magn

CDS Code: 19-64733-6017974

District: Los Angeles Unified

County: Los Angeles

SUMMARY REPORT CHANGE OVER TIME

Report Options

Select Year: 2018

Select Student Group: All Students (Default)

Apply Selections

To learn more about the results displayed below, please visit Understanding Results page.

In order to protect student privacy, an asterisk (*) will be displayed instead of a number on test results where 10 or fewer students had tested.

Smarter Balanced Results (2018)

ENGLISH LANGUAGE ARTS/LITERACY

Achievement Level Distribution

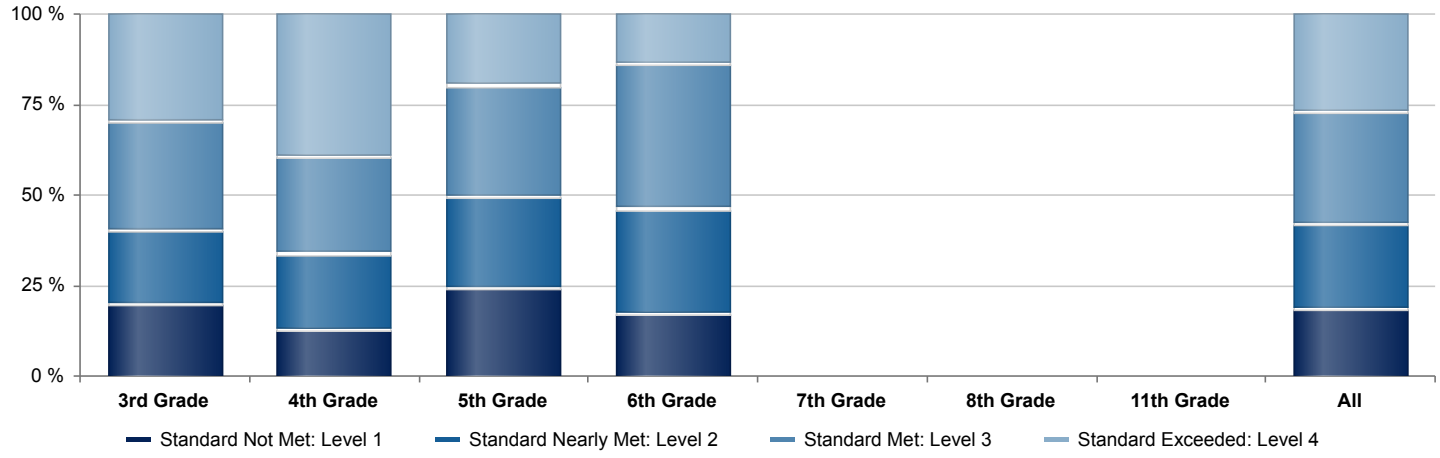

English Language Arts/Literacy Achievement Level Descriptors

Data Detail - All Students (accessible data)

MATHEMATICS

Achievement Level Distribution

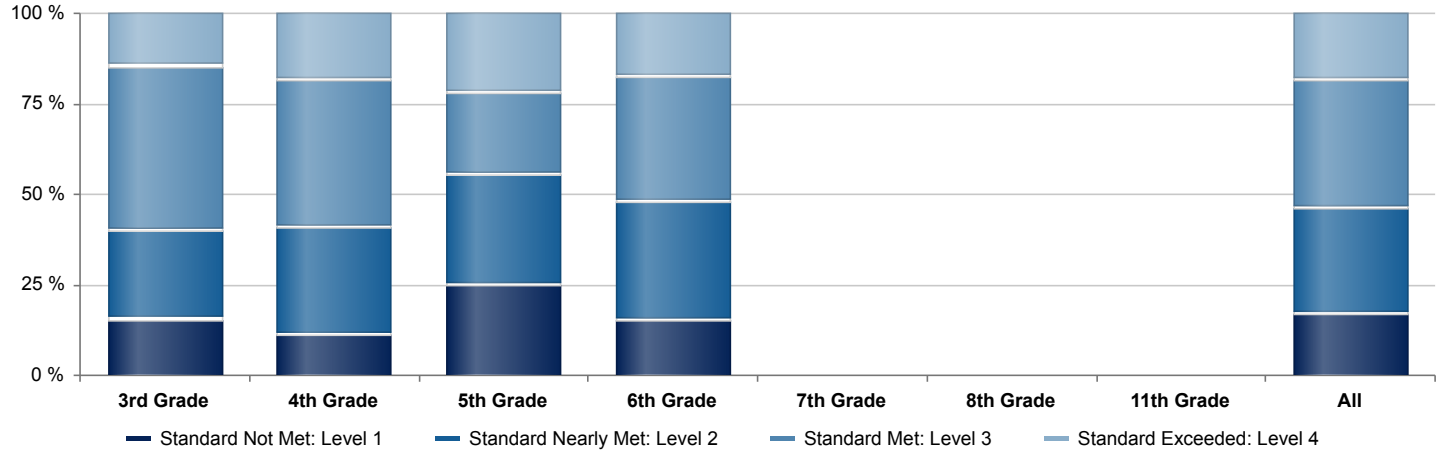

Mathematics Achievement Level Descriptors

Data Detail - All Students (accessible data)

Smarter Balanced Assessment Test Results for:

School: Lomita Math/Science/Technology Magnet

CDS Code: 19-64733-6017933

District: Los Angeles Unified

County: Los Angeles

SUMMARY REPORT CHANGE OVER TIME

Report Options

Select Year: 2018

Select Student Group: All Students (Default)

Apply Selections

To learn more about the results displayed below, please visit Understanding Results page.

In order to protect student privacy, an asterisk (*) will be displayed instead of a number on test results where 10 or fewer students had tested.

Smarter Balanced Results (2018)

ENGLISH LANGUAGE ARTS/LITERACY

Achievement Level Distribution

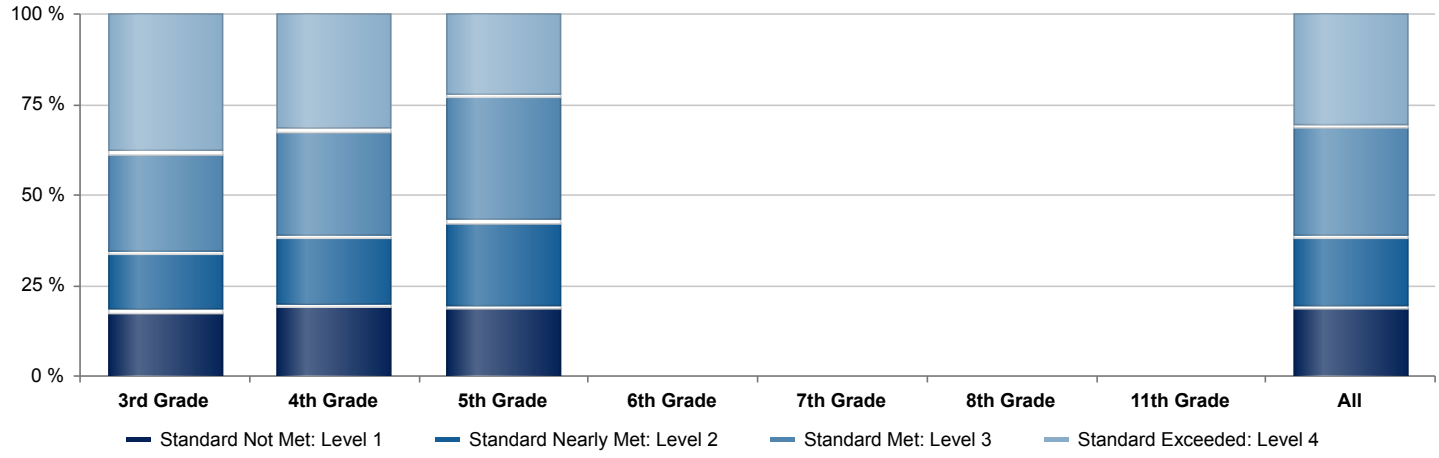

English Language Arts/Literacy Achievement Level Descriptors

Data Detail - All Students (accessible data)

MATHEMATICS

Achievement Level Distribution

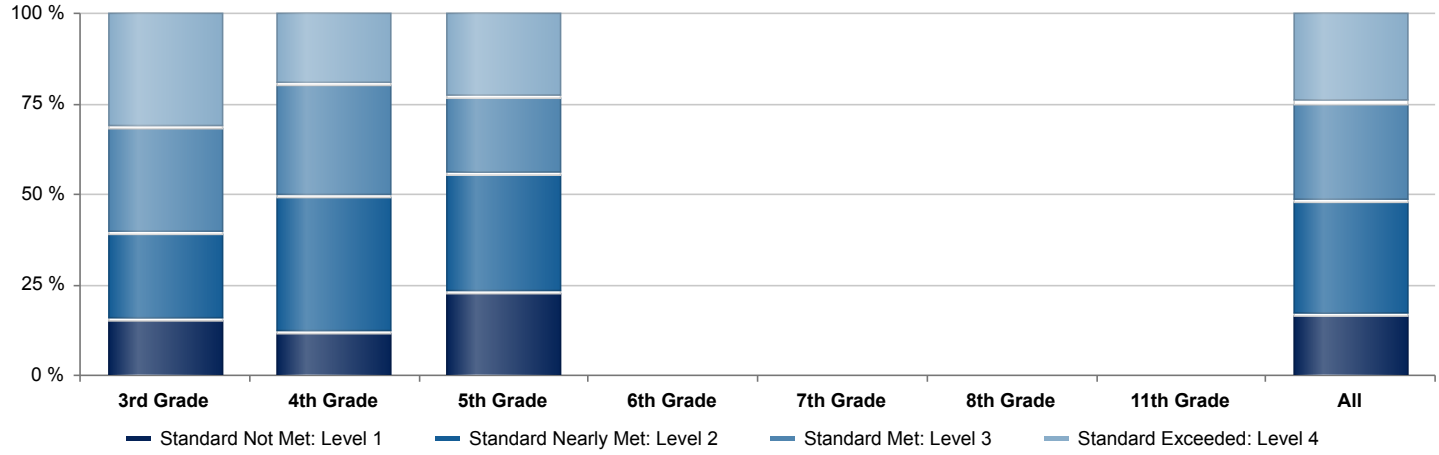

Mathematics Achievement Level Descriptors

Data Detail - All Students (accessible data)

Smarter Balanced Assessment Test Results for:

School: Haskell Elementary Science Technology Engineering

CDS Code: 19-64733-6017503

District: Los Angeles Unified

County: Los Angeles

SUMMARY REPORT CHANGE OVER TIME

Report Options

Select Year: 2018

Select Student Group: All Students (Default)

Apply Selections

To learn more about the results displayed below, please visit Understanding Results page.

In order to protect student privacy, an asterisk (*) will be displayed instead of a number on test results where 10 or fewer students had tested.

Smarter Balanced Results (2018)

ENGLISH LANGUAGE ARTS/LITERACY

Achievement Level Distribution

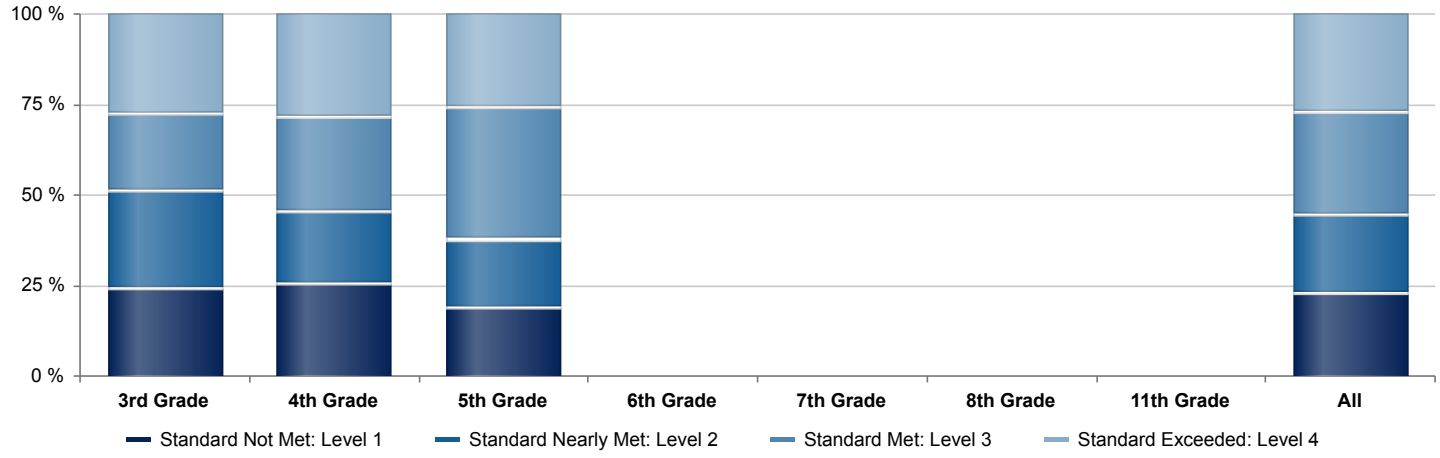

English Language Arts/Literacy Achievement Level Descriptors

Data Detail - All Students (accessible data)

MATHEMATICS

Achievement Level Distribution

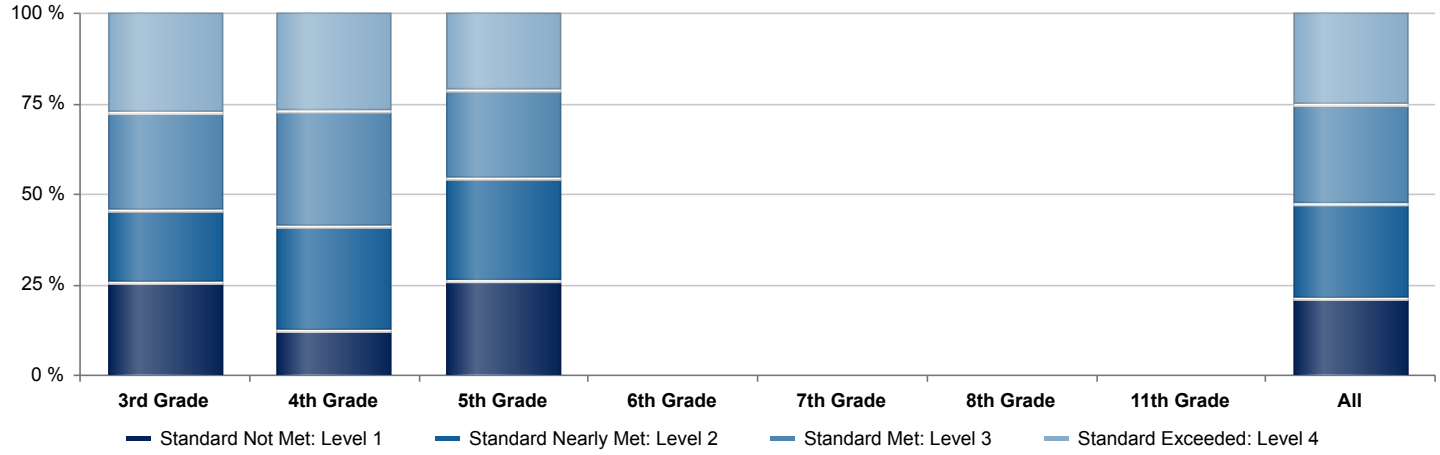

Mathematics Achievement Level Descriptors

Data Detail - All Students (accessible data)

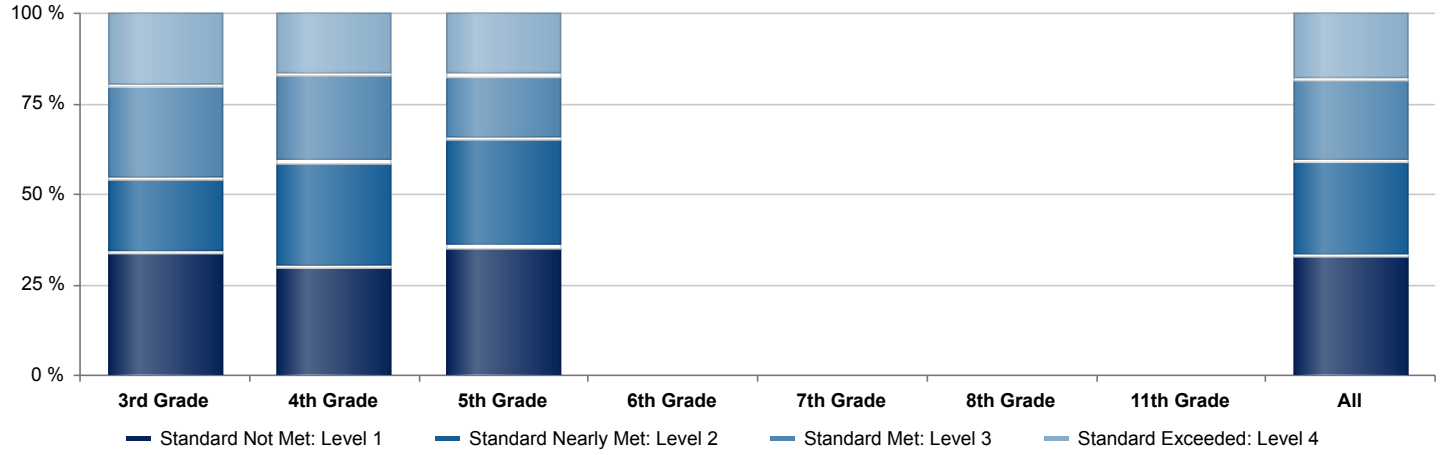

Mathematics Achievement Level Descriptors

Data Detail - All Students (accessible data)

California Department of Education
Data Reporting Office

K-12 Public School Enrollment

6019046-San Pascual Elementa

Select Report: Time Series - Public School Enrollment

Select School: San Pascual Elementary Science Technology Engineering Arts And Mathematics (STEAM) Magnet--19647336019046

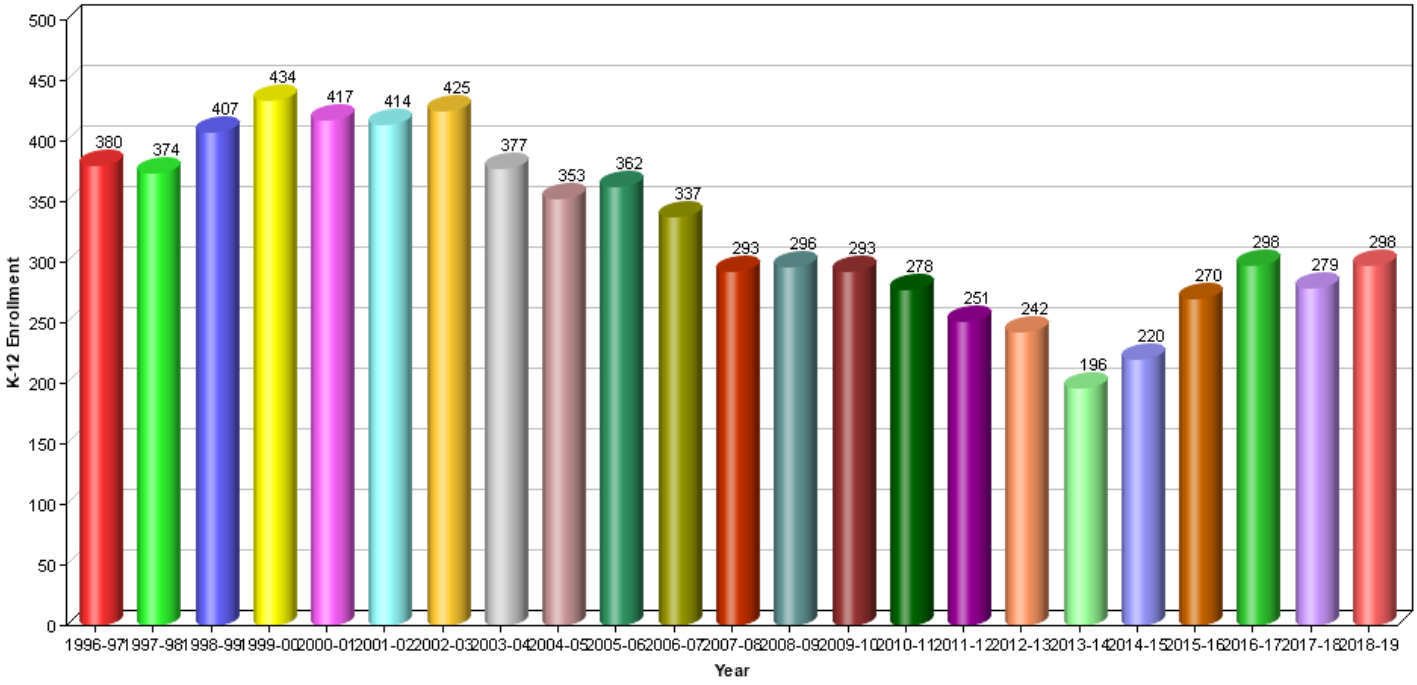

Chart Director (unregistered) from www.advsofteng.com

Web Policy

California Department of Education
Data Reporting Office

K-12 Public School Enrollment

6019798-Vintage Math/Science

Select Report: Time Series - Public School Enrollment

Select School: Vintage Math/Science/Technology Magnet--19647336019798

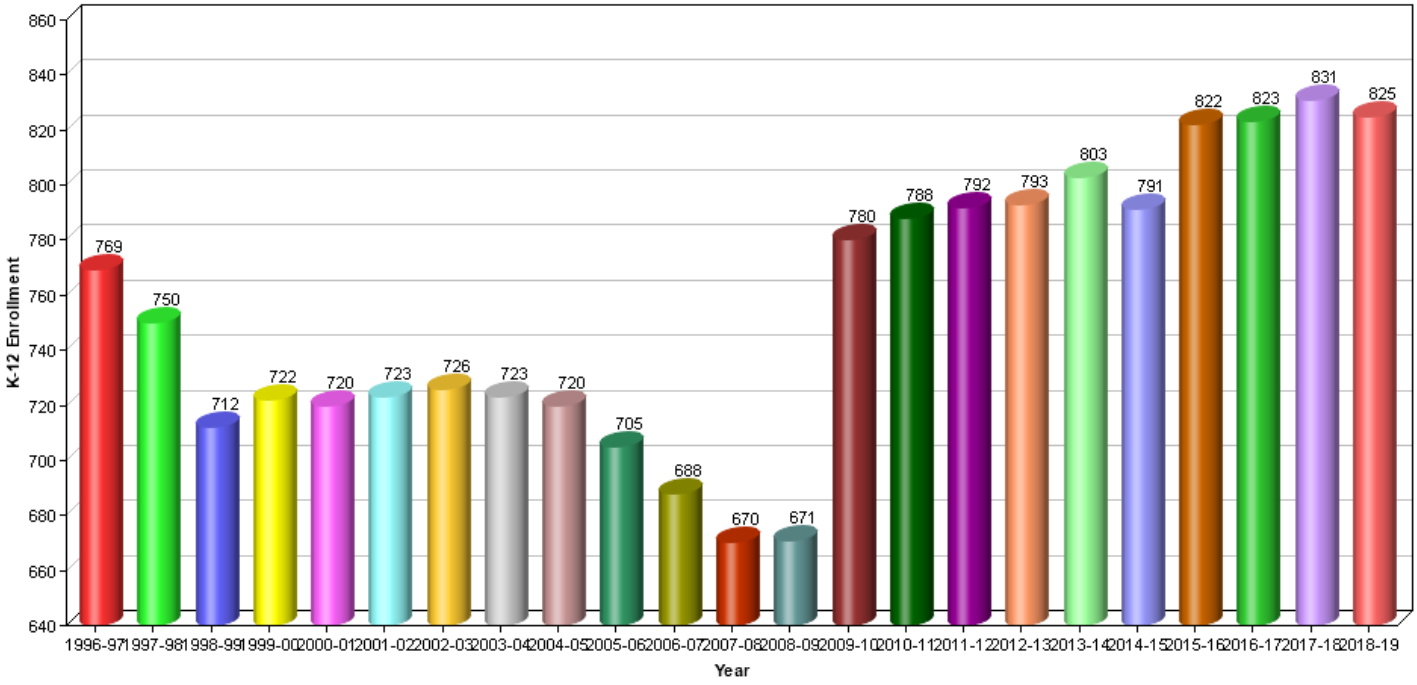

Chart Director (unregistered) from www.advsofteng.com

Web Policy

California Department of Education
Data Reporting Office

K-12 Public School Enrollment

6018949-Rockdale Visual and Pe

Select Report: Time Series - Public School Enrollment

Select School: Rockdale Visual & Performing Arts Magnet--19647336018949

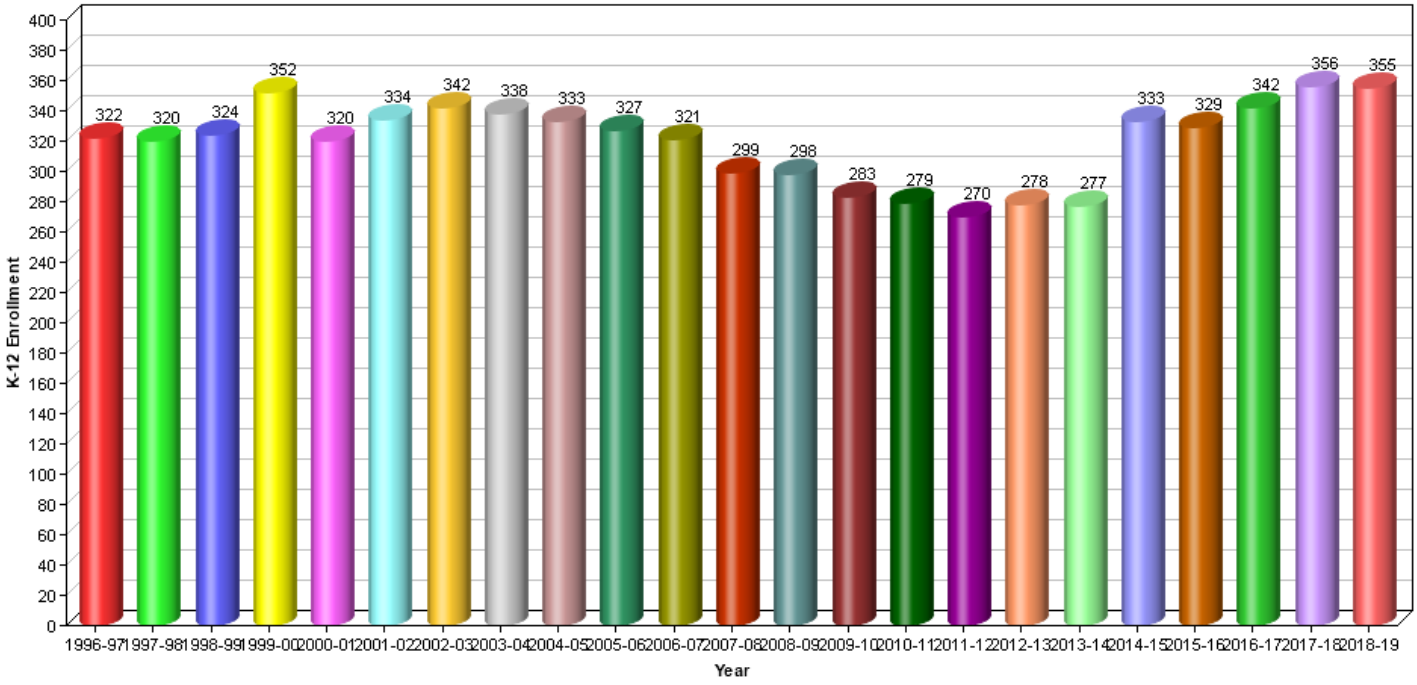

ChartDirector (unregistered) from www.advsofteng.com

Web Policy

California Department of Education
Data Reporting Office

K-12 Public School Enrollment

6017982-Loyola Village Fine

Select Report: Time Series - Public School Enrollment

Select School: Loyola Village Fine And Performing Arts Magnet--19647336017982

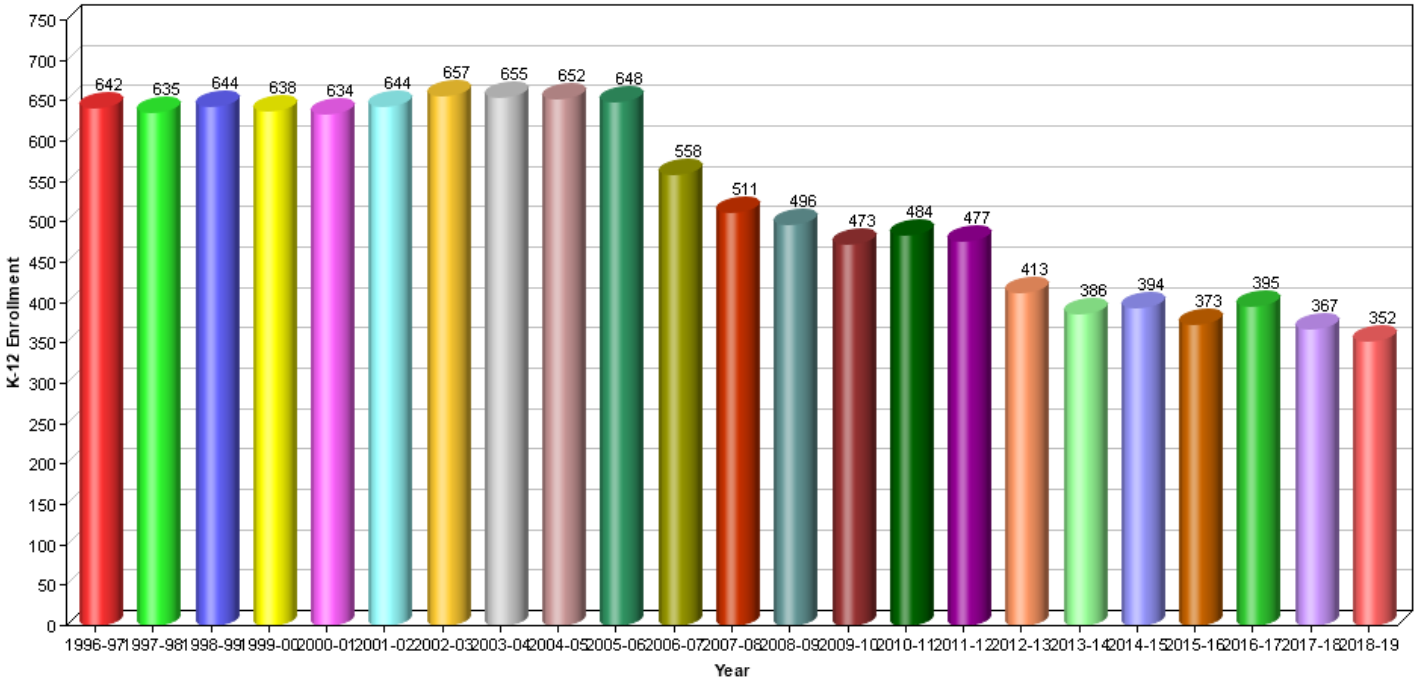

ChartDirector (unregistered) from www.advsofteng.com

Web Policy

California Department of Education
Data Reporting Office

K-12 Public School Enrollment

6017974-Los Feliz Science/Te

Select Report: Time Series - Public School Enrollment

Select School: Los Feliz Science/Tech/Engineer/Math/Medicine Magnet--19647336017974

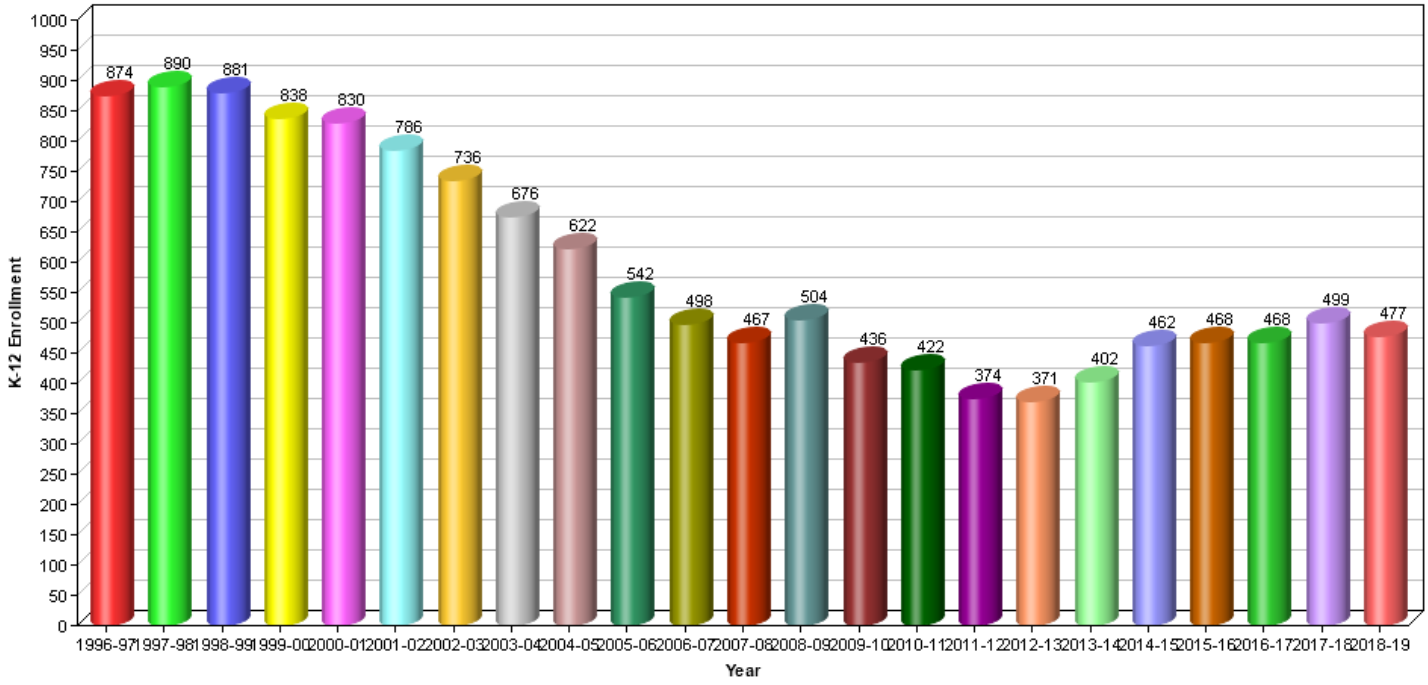

ChartDirector (unregistered) from www.advsofteng.com

Web Policy

California Department of Education
Data Reporting Office

K-12 Public School Enrollment

6017503-Haskell Elementary S

Select Report: Time Series - Public School Enrollment

Select School: Haskell Elementary Science Technology Engineering Arts And Mathematics (STEAM) Magnet--19647336017503

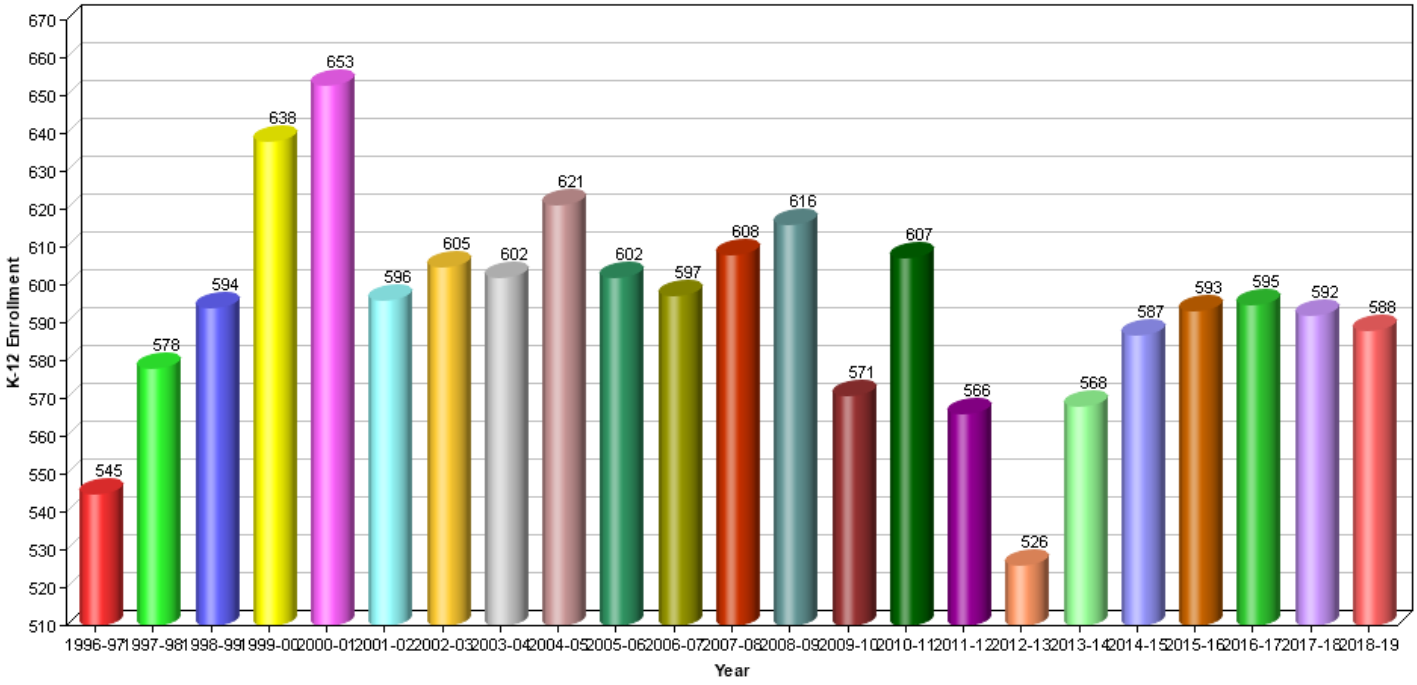

ChartDirector (unregistered) from www.advsofteng.com

Web Policy

California Department of Education
Data Reporting Office

K-12 Public School Enrollment

6016810-Tom Bradley Global A

Select Report: Time Series - Public School Enrollment

Select School: Tom Bradley Global Awareness Magnet--19647336016810

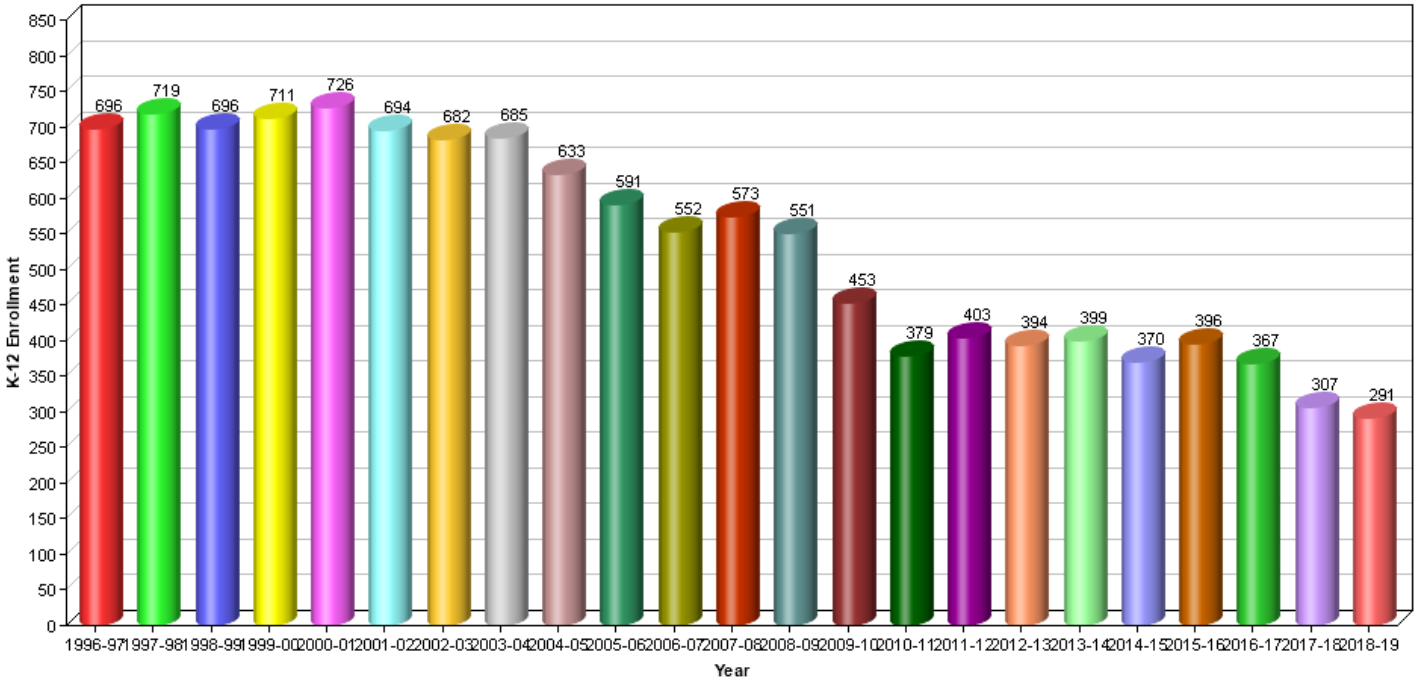

ChartDirector (unregistered) from www.advsofteng.com

Web Policy

California Department of Education
Data Reporting Office

K-12 Public School Enrollment

0128710-Dr. Sammy Lee Medica

Select Report: Time Series - Public School Enrollment

Select School: Dr. Sammy Lee Medical and Health Science Magnet Elementary--19647330128710

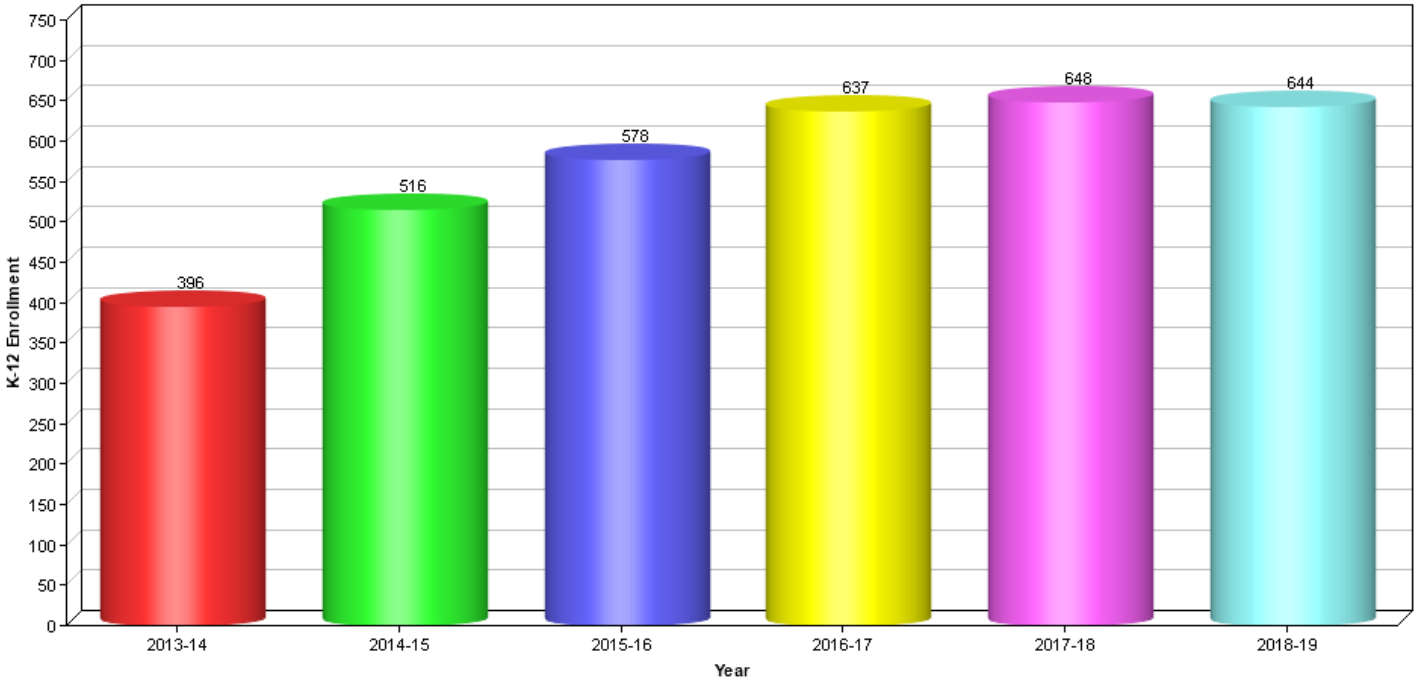

Chart Director (unregistered) from www.advsofteng.com

Web Policy

California Department of Education
Data Reporting Office

K-12 Public School Enrollment

1931054-Westside Global Awar

Select Report: Time Series - Public School Enrollment

Select School: Westside Global Awareness Magnet--19647331931054

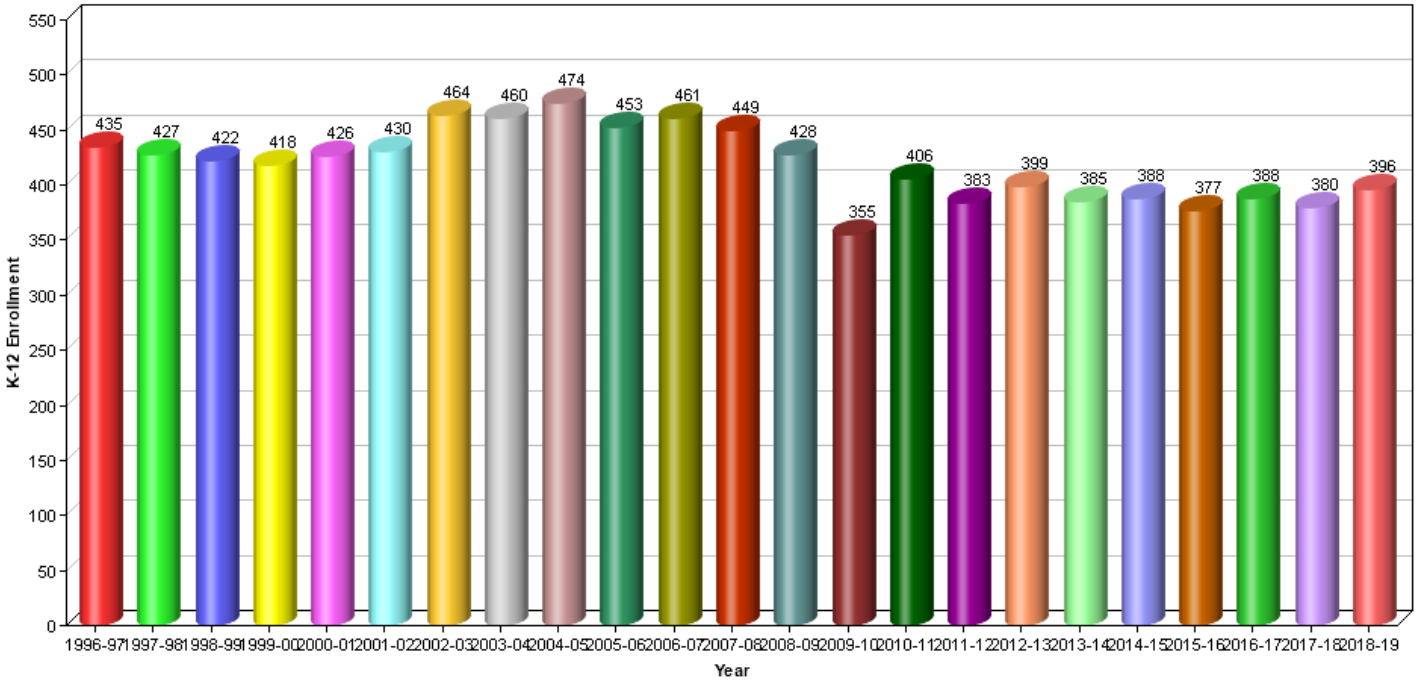

ChartDirector (unregistered) from www.advsofteng.com

Web Policy

California Department of Education
Data Reporting Office

K-12 Public School Enrollment

6016372-Carthay Elementary O

Select Report: Time Series - Public School Enrollment

Select School: Carthay Elementary Of Environmental Studies Magnet--19647336016372

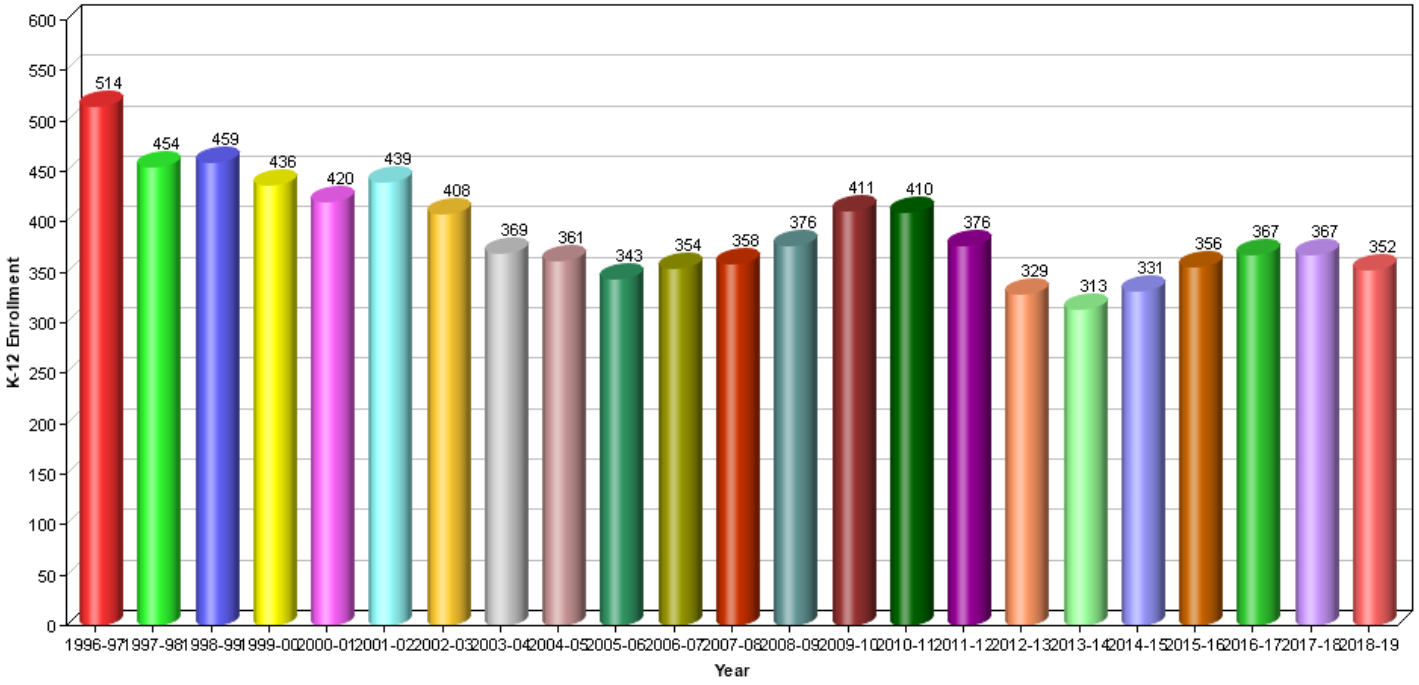

ChartDirector (unregistered) from www.advsofteng.com

California Department of Education
Data Reporting Office

K-12 Public School Enrollment

6017933-Lomita Math/Science/

Select Report: Time Series - Public School Enrollment

Select School: Lomita Math/Science/Technology Magnet--19647336017933

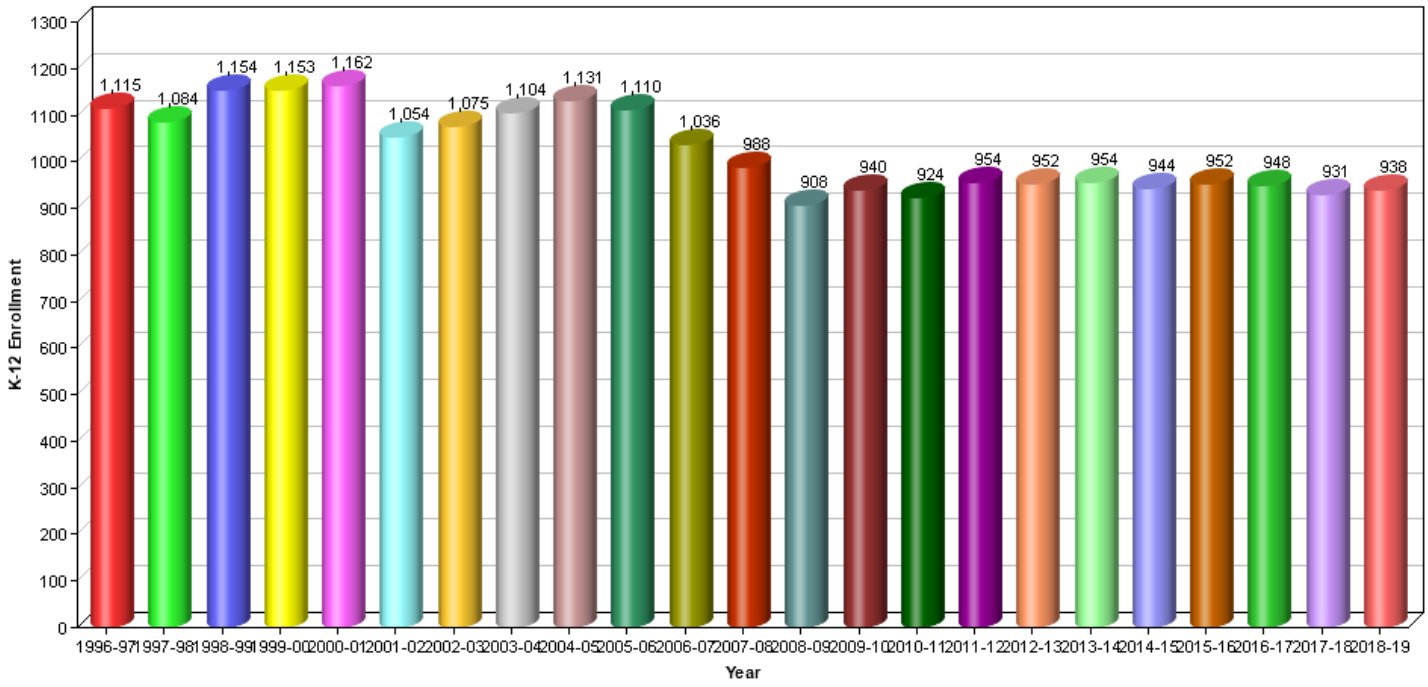

Chart Director (unregistered) from www.advsofteng.com

Web Policy

Attachment D

Nick Melvoin
Vice President
Board of Education
Los Angeles Unified School District

March 16, 2019

California School Finance Authority
915 Capitol Mall , Suite 101
Sacramento CA 95814
Attention: SB 740 Appeals

Cc: Mark Kleger-Heine, Executive Director, Citizen of the World Los Angeles

Re: Stand-Alone, Public Elementary Magnet Schools in LAUSD

Dear California School Finance Authority:

It is my understanding that Citizens of the World Mar Vista ("CWC Mar Vista") has applied for rent and lease reimbursements through the Charter School Facilities Grant Program ("SB 740") for the 2018-2019 school year. I am writing to provide a letter of support for this appeal and to clarify information concerning LAUSD's magnet and dual language schools and centers.

CWC Mar Vista has enjoyed its current facility for the last four (4) years and originally moved its school to its current location when Richland had a Free and Reduced-Price Meal ("FRPM") rate greater than 55%. Richland's dual language program has been part of an effort at LAUSD to increase choice for families, including the creation over 80 new dual language programs in the past three (3) years. LAUSD intends to continue to support its magnet and dual language programs as a way to provide more choice to families over time. Richland's new dual language program has attracted more middle class families to this program, which has created the need for CWC Mar Vista to submit its SB 740 appeal. LAUSD is appreciative that CWC Mar Vista is not co-located on a District site for the classrooms it currently uses on its private sites, and I am hopeful that LAUSD's decision to open a new dual language program at Richland will not negatively impact both CWC and other LAUSD schools if CWC Mar Vista is required to move to a new co-located facility.

At CWC Mar Vista's request, I am writing to clarify several of LAUSD's policies regarding: 1) stand-alone magnet programs; 2) eligibility requirements for magnet programs; and 3) attendance eligibility for students living at the location of CWC Mar Vista's facilities. Below please find these clarifications.

First, regarding stand-alone magnet programs, as stated on the "magnet program" page of LAUSD's eChoices website, some of LAUSD's magnet programs occupy entire school sites (Full School Magnets), while others are Magnet centers located on residential school campuses with access to activities and experiences shared with the host (non-Magnet) school. Each Full School Magnet within LAUSD is a stand-alone school with its own CDS code, LAUSD location code, enrollment, CASSPP results, and California School Dashboard reports and are viewed by LAUSD as separate schools, not programs within another school. The Full School Magnets within LAUSD include but are not limited to Westside Global Awareness Magnet (CDS code: 19 64733 193105), Carthay Elementary of Environmental Studies Magnet (CDS code: 19 64733 6016372), and Dr. Sammy Lee Medical and Health Science Magnet Elementary (CDS code: 19 64733 0128710), among several others. The FRPM

333 South Beaudry Avenue, 24th Floor | Los Angeles, California 90017
(213) 241-6387 | nick.melvoin@lausd.net | boardmembermelvoin.com

Nick Melvoin
Vice President
Board of Education
Los Angeles Unified School District

eligibility data for each Full School Magnet is submitted by LAUSD to the California Department of Education and certified through the Fall 1 data submission to the California Longitudinal Pupil Achievement Data System (CALPADS).

Second, regarding eligibility requirements for magnet schools, for most magnet schools there are no eligibility requirements for students other than living within the boundaries of LAUSD. For these schools, all LAUSD students who apply will be admitted provided space is available. The exceptions around eligibility requirements are for Gifted magnet schools and some dual language schools that have certain language requirements.

Third, regarding eligibility for enrollment, every student who lives where CWC Mar Vista is located is eligible to attend: 1) Richland Avenue Elementary School and Richland Avenue Elementary World Language Immersion Program; and 2) all other LAUSD Magnet and Dual Language programs.

If you have any questions, please reach out to my office at nick.melvoin@lausd.net or 213-241-6387.

Thank you in advance for your support of CWC Mar Vista's SB 740 appeal.

Sincerely,

Nick Melvoin, Vice President
L.A. Unified Board of Education

MEMBERS OF THE BOARD

MÓNICA GARCÍA, PRESIDENT
KELLY GONEZ
DR. GEORGE J. MCKENNA III
NICK MELVOIN
DR. REF RODRIGUEZ
SCOTT M. SCHMERELSON
DR. RICHARD A. VLADOVIC

LOS ANGELES UNIFIED SCHOOL DISTRICT
ADMINISTRATIVE OFFICES
333 South Beaudry Avenue, 25th Floor
Los Angeles, California 90017
Telephone: (213) 241-4822 | Fax: (213) 241-8977

AUSTIN BEUTNER
Superintendent

FRANCES GIPSON, Ph.D.
Chief Academic Officer

March 15, 2019

California School Finance Authority
915 Capitol Mall , Suite 101
Sacramento CA 95814
Attention: SB 740 Appeals

Dear California School Finance Authority:

It is the understanding of the Los Angeles Unified School District ("LAUSD") that Citizens of the World Mar Vista ("CWC Mar Vista") has applied for rent and lease reimbursements through the Charter School Facilities Grant Program ("SB 740") for the 2018-2019 school year. LAUSD understands that CWC Mar Vista's SB 740 grant application was denied, and provides this letter to support CWC Mar Vista's appeal to the CSFA Board.

LAUSD supports this appeal because CWC Mar Vista is a high-quality choice in the community, has a strong record of high academic achievement, and is serving low-income students in a manner that is consistent with the intent of the SB 740 legislation. LAUSD also supports this appeal to support CWC Mar Vista continuing its current use of private facilities thereby minimizing impact on other potential Proposition 39 co-located sites.

It is LAUSD's desire to help CWC Mar Vista serve students as effectively as possible, and we strongly urge you to approve the CWC Mar Vista SB 740 appeal.

If you have any questions, please reach out to Dr. Frances Gipson at frances.gipson@lausd.net or 213-241-4822.

Thank you in advance for your support of CWC Mar Vista's SB 740 appeal.

Sincerely,

Frances Gipson, Ph.D.
Chief Academic Officer, LAUSD

c: Mark Kleger-Heine, Executive Director, Citizen of the World Los Angeles

SchoolCode	SchoolName	LOC	FRL	ATT AREA	DirectCert	< 5 YRS OLD	Foster	Homeless	NSLPProgram	Grade_Level_Code	EnrollmentStatusName
6018873	Richland Avenue Elementar	6260	Y	Y	No	N	No	No	181 - Free	1	Primary enrollment
6018873	Richland Avenue Elementar	6260		Y	No	N	No	No		2	Primary enrollment
6018873	Richland Avenue Elementar	2825		Y	No	N	No	No		KN	Primary enrollment
6018873	Richland Avenue Elementar	2825		N	No	N	No	No		KN	Primary enrollment
6018873	Richland Avenue Elementar	2825		N	No	N	No	No		1	Primary enrollment
6018873	Richland Avenue Elementar	6260		N	No	N	No	No		KN	Primary enrollment
6018873	Richland Avenue Elementar	2825		N	No	N	No	No		1	Primary enrollment
6018873	Richland Avenue Elementar	2825		N	No	N	No	No		KN	Primary enrollment
6018873	Richland Avenue Elementar	2825	Y	N	No	N	No	No	182 - Reduced	1	Primary enrollment
6018873	Richland Avenue Elementar	6260		Y	No	N	No	No		1	Primary enrollment
6018873	Richland Avenue Elementar	6260		Y	No	N	No	No		2	Primary enrollment
6018873	Richland Avenue Elementar	2825		N	No	N	No	No		1	Primary enrollment
6018873	Richland Avenue Elementar	6260	Y	Y	No	N	No	No	181 - Free	1	Primary enrollment
6018873	Richland Avenue Elementar	6260	Y	N	No	N	No	No	181 - Free	1	Primary enrollment
6018873	Richland Avenue Elementar	6260	Y	Y	No	N	No	No	181 - Free	1	Primary enrollment
6018873	Richland Avenue Elementar	2825		N	No	N	No	No		1	Primary enrollment
6018873	Richland Avenue Elementar	2825	Y	N	No	N	No	No	181 - Free	1	Primary enrollment
6018873	Richland Avenue Elementar	2825	Y	N	Yes	N	No	No	181 - Free	1	Primary enrollment
6018873	Richland Avenue Elementar	2825		N	No	N	No	No		KN	Primary enrollment
6018873	Richland Avenue Elementar	6260		Y	No	N	No	No		3	Primary enrollment
6018873	Richland Avenue Elementar	6260		Y	No	N	No	No		4	Primary enrollment
6018873	Richland Avenue Elementar	6260		N	No	N	No	No		4	Primary enrollment
6018873	Richland Avenue Elementar	2825	Y	N	No	N	No	No	182 - Reduced	1	Primary enrollment
6018873	Richland Avenue Elementar	2825	Y	Y	No	N	No	No	181 - Free	1	Primary enrollment
6018873	Richland Avenue Elementar	6260	Y	Y	Yes	N	No	No	181 - Free	1	Primary enrollment
6018873	Richland Avenue Elementar	2825	Y	N	Yes	N	No	No		1	Primary enrollment
6018873	Richland Avenue Elementar	2825	Y	N	No	N	No	No	181 - Free	1	Primary enrollment
6018873	Richland Avenue Elementar	6260	Y	N	No	N	No	No	181 - Free	1	Primary enrollment
6018873	Richland Avenue Elementar	6260	Y	N	No	N	No	No	182 - Reduced	1	Primary enrollment
6018873	Richland Avenue Elementar	2825	Y	N	No	N	No	No	182 - Reduced	1	Primary enrollment
6018873	Richland Avenue Elementar	2825		Y	No	N	No	No		KN	Primary enrollment
6018873	Richland Avenue Elementar	6260		Y	No	N	No	No		4	Primary enrollment
6018873	Richland Avenue Elementar	6260	Y	N	No	N	No	No	181 - Free	1	Primary enrollment
6018873	Richland Avenue Elementar	2825	Y	N	No	N	No	No	181 - Free	1	Primary enrollment
6018873	Richland Avenue Elementar	2825	Y	N	No	N	No	No	181 - Free	1	Primary enrollment
6018873	Richland Avenue Elementar	2825	Y	Y	No	N	No	No	181 - Free	1	Primary enrollment
6018873	Richland Avenue Elementar	2825	Y	N	No	N	No	No	181 - Free	1	Primary enrollment
6018873	Richland Avenue Elementar	2825		Y	No	N	No	No		KN	Primary enrollment
6018873	Richland Avenue Elementar	2825		N	No	N	No	No		KN	Primary enrollment
6018873	Richland Avenue Elementar	6260		Y	No	N	No	No		3	Primary enrollment
6018873	Richland Avenue Elementar	6260	Y	N	Yes	N	No	No		1	Primary enrollment
6018873	Richland Avenue Elementar	6260	Y	Y	No	N	No	No	181 - Free	1	Primary enrollment
6018873	Richland Avenue Elementar	2825		N	No	N	No	No		1	Primary enrollment
6018873	Richland Avenue Elementar	2825		N	No	N	No	No		KN	Primary enrollment
6018873	Richland Avenue Elementar	2825		N	No	N	No	No		1	Primary enrollment
6018873	Richland Avenue Elementar	2825		N	No	N	No	No		KN	Primary enrollment
6018873	Richland Avenue Elementar	2825		N	No	N	No	No		KN	Primary enrollment
6018873	Richland Avenue Elementar	6260	Y	N	No	N	No	No	182 - Reduced	1	Primary enrollment
6018873	Richland Avenue Elementar	6260		Y	No	N	No	No		4	Primary enrollment
6018873	Richland Avenue Elementar	2825	Y	N	No	N	No	No	181 - Free	1	Primary enrollment
6018873	Richland Avenue Elementar	6260	Y	N	No	N	No	Yes	181 - Free	1	Primary enrollment
6018873	Richland Avenue Elementar	2825		N	No	N	No	No		KN	Primary enrollment
6018873	Richland Avenue Elementar	6260	Y	N	No	N	No	No	181 - Free	KN	Primary enrollment
6018873	Richland Avenue Elementar	6260	Y	Y	No	N	No	No	181 - Free	KN	Primary enrollment
6018873	Richland Avenue Elementar	2825	Y	N	Yes	N	No	No	181 - Free	KN	Primary enrollment
6018873	Richland Avenue Elementar	2825	Y	Y	No	N	No	No	181 - Free	KN	Primary enrollment
6018873	Richland Avenue Elementar	6260		Y	No	N	No	No		2	Primary enrollment
6018873	Richland Avenue Elementar	2825		N	No	N	No	No		KN	Primary enrollment
6018873	Richland Avenue Elementar	2825		N	No	N	No	No		KN	Primary enrollment
6018873	Richland Avenue Elementar	6260		Y	No	N	No	No		KN	Primary enrollment
6018873	Richland Avenue Elementar	2825		N	No	N	No	No		KN	Primary enrollment
6018873	Richland Avenue Elementar	2825	Y	N	Yes	N	No	No	181 - Free	KN	Primary enrollment
6018873	Richland Avenue Elementar	2825		N	No	N	No	No		1	Primary enrollment
6018873	Richland Avenue Elementar	2825		N	No	N	No	No		KN	Primary enrollment
6018873	Richland Avenue Elementar	2825		N	No	N	No	No		KN	Primary enrollment
6018873	Richland Avenue Elementar	2825		N	No	N	No	No		1	Primary enrollment

6018873	Richland Avenue Elementar	6260	Y	Y	Yes	N	No	No	181 - Free	KN	Primary enrollment
6018873	Richland Avenue Elementar	2825		N	No	N	No	No		KN	Primary enrollment
6018873	Richland Avenue Elementar	6260		N	No	N	No	No		KN	Primary enrollment
6018873	Richland Avenue Elementar	6260		Y	No	N	No	No		3	Primary enrollment
6018873	Richland Avenue Elementar	6260	Y	Y	No	N	No	No	182 - Reduced	KN	Primary enrollment
6018873	Richland Avenue Elementar	2825	Y	N	No	Y	No	No	182 - Reduced	KN	Primary enrollment
6018873	Richland Avenue Elementar	2825	Y	N	No	Y	No	No	182 - Reduced	KN	Primary enrollment
6018873	Richland Avenue Elementar	6260		N	No	N	No	No		2	Primary enrollment
6018873	Richland Avenue Elementar	2825		N	No	N	No	No		KN	Primary enrollment
6018873	Richland Avenue Elementar	2825		N	No	N	No	No		1	Primary enrollment
6018873	Richland Avenue Elementar	6260	Y	Y	No	N	No	No	181 - Free	KN	Primary enrollment
6018873	Richland Avenue Elementar	2825	Y	Y	No	N	No	No	181 - Free	KN	Primary enrollment
6018873	Richland Avenue Elementar	2825	Y	Y	Yes	N	No	No	181 - Free	KN	Primary enrollment
6018873	Richland Avenue Elementar	2825		N	No	N	No	No		KN	Primary enrollment
6018873	Richland Avenue Elementar	2825	Y	N	No	N	No	No	182 - Reduced	KN	Primary enrollment
6018873	Richland Avenue Elementar	6260		Y	No	N	No	No		5	Primary enrollment
6018873	Richland Avenue Elementar	2825	Y	Y	No	N	No	No	181 - Free	KN	Primary enrollment
6018873	Richland Avenue Elementar	2825		Y	No	N	No	No		1	Primary enrollment
6018873	Richland Avenue Elementar	6260		Y	No	N	No	No		2	Primary enrollment
6018873	Richland Avenue Elementar	2825		Y	No	N	No	No		KN	Primary enrollment
6018873	Richland Avenue Elementar	6260		N	No	N	No	No		3	Primary enrollment
6018873	Richland Avenue Elementar	6260		Y	No	N	No	No		5	Primary enrollment
6018873	Richland Avenue Elementar	2825		N	No	N	No	No		KN	Primary enrollment
6018873	Richland Avenue Elementar	2825		N	No	N	No	No		KN	Primary enrollment
6018873	Richland Avenue Elementar	2825		N	No	N	No	No		1	Primary enrollment
6018873	Richland Avenue Elementar	2825		N	No	N	No	No		1	Primary enrollment
6018873	Richland Avenue Elementar	2825	Y	N	Yes	N	No	No	181 - Free	KN	Primary enrollment
6018873	Richland Avenue Elementar	2825	Y	N	Yes	N	No	No	181 - Free	KN	Primary enrollment
6018873	Richland Avenue Elementar	2825	Y	N	Yes	N	No	No	181 - Free	KN	Primary enrollment
6018873	Richland Avenue Elementar	2825		N	No	N	No	No		KN	Primary enrollment
6018873	Richland Avenue Elementar	2825		N	No	N	No	No		KN	Primary enrollment
6018873	Richland Avenue Elementar	6260		N	No	N	No	No		4	Primary enrollment
6018873	Richland Avenue Elementar	6260		Y	No	N	No	No		5	Primary enrollment
6018873	Richland Avenue Elementar	2825		N	No	N	No	No		1	Primary enrollment
6018873	Richland Avenue Elementar	2825		N	No	N	No	No		KN	Primary enrollment
6018873	Richland Avenue Elementar	2825	Y	Y	No	N	No	No	182 - Reduced	KN	Primary enrollment
6018873	Richland Avenue Elementar	2825		Y	No	N	No	No		KN	Primary enrollment
6018873	Richland Avenue Elementar	2825		Y	No	N	No	No		1	Primary enrollment
6018873	Richland Avenue Elementar	2825		N	No	N	No	No		1	Primary enrollment
6018873	Richland Avenue Elementar	2825		N	No	N	No	No		KN	Primary enrollment
6018873	Richland Avenue Elementar	2825	Y	N	No	N	No	Yes	181 - Free	KN	Primary enrollment
6018873	Richland Avenue Elementar	6260		Y	No	N	No	No		4	Primary enrollment
6018873	Richland Avenue Elementar	2825	Y	N	No	N	No	No	181 - Free	KN	Primary enrollment
6018873	Richland Avenue Elementar	2825	Y	N	No	N	No	No	181 - Free	KN	Primary enrollment
6018873	Richland Avenue Elementar	6260		Y	No	N	No	No		KN	Primary enrollment
6018873	Richland Avenue Elementar	6260	Y	N	No	N	No	No	181 - Free	KN	Primary enrollment
6018873	Richland Avenue Elementar	2825		N	No	N	No	No		KN	Primary enrollment
6018873	Richland Avenue Elementar	2825		N	No	N	No	No		1	Primary enrollment
6018873	Richland Avenue Elementar	6260	Y	Y	No	N	No	No	181 - Free	KN	Primary enrollment
6018873	Richland Avenue Elementar	6260		N	No	N	No	No		5	Primary enrollment
6018873	Richland Avenue Elementar	2825	Y	N	Yes	N	No	No	181 - Free	KN	Primary enrollment
6018873	Richland Avenue Elementar	6260	Y	Y	Yes	N	No	No	181 - Free	KN	Primary enrollment
6018873	Richland Avenue Elementar	2825	Y	N	No	N	No	No	181 - Free	KN	Primary enrollment
6018873	Richland Avenue Elementar	2825		N	No	N	No	No		KN	Primary enrollment
6018873	Richland Avenue Elementar	6260	Y	N	Yes	N	No	No	181 - Free	KN	Primary enrollment
6018873	Richland Avenue Elementar	2825		N	No	N	No	No		1	Primary enrollment
6018873	Richland Avenue Elementar	6260		Y	No	N	No	No		5	Primary enrollment
6018873	Richland Avenue Elementar	2825		N	No	N	No	No		1	Primary enrollment
6018873	Richland Avenue Elementar	2825		N	No	N	No	No		KN	Primary enrollment
6018873	Richland Avenue Elementar	6260	Y	N	Yes	Y	No	No	181 - Free	KN	Primary enrollment
6018873	Richland Avenue Elementar	6260	Y	N	Yes	N	No	No	181 - Free	KN	Primary enrollment
6018873	Richland Avenue Elementar	2825	Y	Y	No	N	No	No	181 - Free	KN	Primary enrollment
6018873	Richland Avenue Elementar	2825	Y	Y	No	N	No	No	181 - Free	KN	Primary enrollment
6018873	Richland Avenue Elementar	6260		Y	No	N	No	No		KN	Primary enrollment
6018873	Richland Avenue Elementar	6260	Y	Y	No	N	No	No	182 - Reduced	2	Primary enrollment
6018873	Richland Avenue Elementar	6260	Y	Y	No	N	No	No	182 - Reduced	2	Primary enrollment
6018873	Richland Avenue Elementar	6260	Y	N	Yes	N	No	No	181 - Free	2	Primary enrollment

6018873	Richland Avenue Elementar	2825	N	No	N	No	No		KN		Primary enrollment
6018873	Richland Avenue Elementar	6260	Y	Y	Yes	N	No	No	181 - Free		2 Primary enrollment
6018873	Richland Avenue Elementar	6260		N	No	N	No	No			2 Primary enrollment
6018873	Richland Avenue Elementar	6260	Y	N	No	N	No	No	182 - Reduced		2 Primary enrollment
6018873	Richland Avenue Elementar	6260	Y	Y	No	N	No	No	182 - Reduced		2 Primary enrollment
6018873	Richland Avenue Elementar	6260	Y	Y	No	N	No	No	181 - Free		2 Primary enrollment
6018873	Richland Avenue Elementar	6260	Y	N	No	N	No	No	182 - Reduced		2 Primary enrollment
6018873	Richland Avenue Elementar	2825		N	No	N	No	No			1 Primary enrollment
6018873	Richland Avenue Elementar	6260	Y	Y	No	N	No	No	181 - Free		2 Primary enrollment
6018873	Richland Avenue Elementar	6260	Y	N	Yes	N	No	No	181 - Free		2 Primary enrollment
6018873	Richland Avenue Elementar	2825		N	No	N	No	No		KN	Primary enrollment
6018873	Richland Avenue Elementar	2825		N	No	N	No	No		KN	Primary enrollment
6018873	Richland Avenue Elementar	2825		N	No	N	No	No		KN	Primary enrollment
6018873	Richland Avenue Elementar	6260	Y	Y	No	N	No	No	181 - Free		2 Primary enrollment
6018873	Richland Avenue Elementar	6260	Y	N	No	N	No	Yes	181 - Free		2 Primary enrollment
6018873	Richland Avenue Elementar	6260	Y	Y	No	N	No	No	181 - Free		2 Primary enrollment
6018873	Richland Avenue Elementar	2825		N	No	N	No	No			1 Primary enrollment
6018873	Richland Avenue Elementar	6260		N	No	N	No	No			1 Primary enrollment
6018873	Richland Avenue Elementar	6260	Y	Y	No	N	No	No	182 - Reduced		2 Primary enrollment
6018873	Richland Avenue Elementar	2825		N	No	N	No	No			1 Primary enrollment
6018873	Richland Avenue Elementar	6260	Y	N	Yes	N	No	No	181 - Free		2 Primary enrollment
6018873	Richland Avenue Elementar	6260		Y	No	N	No	No			5 Primary enrollment
6018873	Richland Avenue Elementar	6260	Y	Y	Yes	N	No	No	181 - Free		2 Primary enrollment
6018873	Richland Avenue Elementar	6260	Y	Y	No	N	No	No	182 - Reduced		2 Primary enrollment
6018873	Richland Avenue Elementar	6260	Y	N	Yes	N	No	No	181 - Free		2 Primary enrollment
6018873	Richland Avenue Elementar	6260	Y	N	No	N	No	No	181 - Free		2 Primary enrollment
6018873	Richland Avenue Elementar	6260	Y	Y	No	N	No	No	181 - Free		2 Primary enrollment
6018873	Richland Avenue Elementar	6260	Y	N	No	N	No	No	181 - Free		2 Primary enrollment
6018873	Richland Avenue Elementar	6260	Y	Y	No	N	No	No	181 - Free		4 Primary enrollment
6018873	Richland Avenue Elementar	2825		N	No	N	No	No			1 Primary enrollment
6018873	Richland Avenue Elementar	6260	Y	N	No	N	No	No	181 - Free		4 Primary enrollment
6018873	Richland Avenue Elementar	6260	Y	N	No	N	No	No	182 - Reduced		4 Primary enrollment
6018873	Richland Avenue Elementar	6260	Y	N	No	N	No	No	181 - Free		4 Primary enrollment
6018873	Richland Avenue Elementar	6260	Y	Y	No	N	No	No	181 - Free		4 Primary enrollment
6018873	Richland Avenue Elementar	6260	Y	Y	No	N	No	No	181 - Free		4 Primary enrollment
6018873	Richland Avenue Elementar	6260	Y	Y	No	N	No	No	181 - Free		4 Primary enrollment
6018873	Richland Avenue Elementar	6260	Y	N	Yes	N	No	No	181 - Free		4 Primary enrollment
6018873	Richland Avenue Elementar	6260		N	No	N	No	No			2 Primary enrollment
6018873	Richland Avenue Elementar	6260	Y	Y	No	N	No	No	182 - Reduced		4 Primary enrollment
6018873	Richland Avenue Elementar	6260	Y	N	No	N	No	No	182 - Reduced		4 Primary enrollment
6018873	Richland Avenue Elementar	2825		N	No	Y	No	No		KN	Primary enrollment
6018873	Richland Avenue Elementar	2825		Y	No	Y	No	No		KN	Primary enrollment
6018873	Richland Avenue Elementar	6260	Y	Y	No	N	No	No	181 - Free		4 Primary enrollment
6018873	Richland Avenue Elementar	6260	Y	Y	Yes	N	No	Yes	181 - Free		4 Primary enrollment
6018873	Richland Avenue Elementar	6260	Y	Y	Yes	N	No	No	181 - Free		4 Primary enrollment
6018873	Richland Avenue Elementar	6260	Y	Y	No	N	No	No	181 - Free		4 Primary enrollment
6018873	Richland Avenue Elementar	6260		N	No	N	No	No			4 Primary enrollment
6018873	Richland Avenue Elementar	6260		Y	No	N	No	No			3 Primary enrollment
6018873	Richland Avenue Elementar	6260	Y	Y	No	N	No	Yes	181 - Free		4 Primary enrollment
6018873	Richland Avenue Elementar	6260	Y	Y	No	N	No	No	181 - Free		4 Primary enrollment
6018873	Richland Avenue Elementar	6260	Y	N	Yes	N	No	No	181 - Free		4 Primary enrollment
6018873	Richland Avenue Elementar	6260	Y	Y	Yes	N	No	No	181 - Free		4 Primary enrollment
6018873	Richland Avenue Elementar	6260	Y	N	Yes	N	No	No	181 - Free		4 Primary enrollment
6018873	Richland Avenue Elementar	6260	Y	Y	No	N	No	No	181 - Free		4 Primary enrollment
6018873	Richland Avenue Elementar	6260	Y	Y	No	N	No	No	181 - Free		4 Primary enrollment
6018873	Richland Avenue Elementar	2825		Y	No	Y	No	No		KN	Primary enrollment
6018873	Richland Avenue Elementar	6260	Y	Y	No	N	No	No	181 - Free		3 Primary enrollment
6018873	Richland Avenue Elementar	2825		N	No	Y	No	No		KN	Primary enrollment
6018873	Richland Avenue Elementar	6260	Y	N	No	N	No	No	181 - Free		3 Primary enrollment
6018873	Richland Avenue Elementar	6260	Y	Y	No	N	No	No	181 - Free		3 Primary enrollment
6018873	Richland Avenue Elementar	6260	Y	Y	No	N	No	No	181 - Free		3 Primary enrollment
6018873	Richland Avenue Elementar	6260	Y	Y	No	N	No	No	182 - Reduced		3 Primary enrollment
6018873	Richland Avenue Elementar	6260	Y	N	No	N	No	No	182 - Reduced		3 Primary enrollment
6018873	Richland Avenue Elementar	6260	Y	Y	No	N	No	No	181 - Free		3 Primary enrollment
6018873	Richland Avenue Elementar	2825		N	No	Y	No	No		KN	Primary enrollment
6018873	Richland Avenue Elementar	6260	Y	N	No	N	No	No	181 - Free		3 Primary enrollment
6018873	Richland Avenue Elementar	2825		Y	No	Y	No	No		KN	Primary enrollment

6018873	Richland Avenue Elementar	2825	N	No	Y	No	No		KN	Primary enrollment
6018873	Richland Avenue Elementar	6260	Y	N	No	N	No	No	181 - Free	3 Primary enrollment
6018873	Richland Avenue Elementar	2825	N	No	Y	No	No		KN	Primary enrollment
6018873	Richland Avenue Elementar	6260	Y	Y	No	N	No	No	182 - Reduced	3 Primary enrollment
6018873	Richland Avenue Elementar	6260	Y	Y	No	N	No	No	182 - Reduced	3 Primary enrollment
6018873	Richland Avenue Elementar	6260	Y	Y	No	N	No	No	182 - Reduced	3 Primary enrollment
6018873	Richland Avenue Elementar	6260	Y	Y	Yes	N	No	No	181 - Free	3 Primary enrollment
6018873	Richland Avenue Elementar	6260	Y	N	No	N	No	No	182 - Reduced	3 Primary enrollment
6018873	Richland Avenue Elementar	6260	Y	Y	No	N	Yes	No	181 - Free	3 Primary enrollment
6018873	Richland Avenue Elementar	6260	Y	Y	No	N	No	No	181 - Free	3 Primary enrollment
6018873	Richland Avenue Elementar	6260	Y	Y	Yes	N	No	No	181 - Free	3 Primary enrollment
6018873	Richland Avenue Elementar	6260	Y	Y	No	N	No	No	181 - Free	3 Primary enrollment
6018873	Richland Avenue Elementar	6260	Y	N	Yes	N	No	No	181 - Free	3 Primary enrollment
6018873	Richland Avenue Elementar	6260	Y	N	No	N	No	No	181 - Free	3 Primary enrollment
6018873	Richland Avenue Elementar	6260	Y	N	No	N	No	No	181 - Free	5 Primary enrollment
6018873	Richland Avenue Elementar	6260		Y	No	N	No	No		5 Primary enrollment
6018873	Richland Avenue Elementar	6260	Y	Y	No	N	No	No	182 - Reduced	5 Primary enrollment
6018873	Richland Avenue Elementar	6260	Y	Y	Yes	N	No	No	181 - Free	5 Primary enrollment
6018873	Richland Avenue Elementar	6260	Y	Y	No	N	No	No	181 - Free	5 Primary enrollment
6018873	Richland Avenue Elementar	6260	Y	Y	No	N	No	No	182 - Reduced	5 Primary enrollment
6018873	Richland Avenue Elementar	6260	Y	Y	No	N	No	No	182 - Reduced	5 Primary enrollment
6018873	Richland Avenue Elementar	6260	Y	Y	No	N	No	No	181 - Free	5 Primary enrollment
6018873	Richland Avenue Elementar	6260	Y	Y	Yes	N	No	No	181 - Free	5 Primary enrollment
6018873	Richland Avenue Elementar	6260		N	No	N	No	No		2 Primary enrollment
6018873	Richland Avenue Elementar	6260	Y	Y	No	N	No	No	181 - Free	5 Primary enrollment
6018873	Richland Avenue Elementar	6260		N	No	N	No	No		2 Primary enrollment
6018873	Richland Avenue Elementar	6260	Y	N	No	N	No	No	181 - Free	5 Primary enrollment
6018873	Richland Avenue Elementar	6260		N	No	N	No	No		5 Primary enrollment
6018873	Richland Avenue Elementar	6260	Y	N	Yes	N	No	No	181 - Free	5 Primary enrollment
6018873	Richland Avenue Elementar	6260	Y	Y	No	N	No	No	182 - Reduced	5 Primary enrollment
6018873	Richland Avenue Elementar	6260		N	No	N	No	No		2 Primary enrollment
6018873	Richland Avenue Elementar	6260	Y	Y	No	N	No	No	181 - Free	5 Primary enrollment
6018873	Richland Avenue Elementar	6260	Y	Y	No	N	No	No	181 - Free	5 Primary enrollment
6018873	Richland Avenue Elementar	6260	Y	Y	No	N	No	No	181 - Free	5 Primary enrollment
6018873	Richland Avenue Elementar	6260	Y	Y	No	N	No	No	181 - Free	5 Primary enrollment
6018873	Richland Avenue Elementar	6260	Y	N	Yes	N	No	No		5 Primary enrollment
6018873	Richland Avenue Elementar	6260	Y	Y	Yes	N	No	Yes	181 - Free	5 Primary enrollment
6018873	Richland Avenue Elementar	2825	N	No	N	No	No	No		1 Primary enrollment
6018873	Richland Avenue Elementar	6260	Y	N	No	N	No	No	181 - Free	5 Primary enrollment
6018873	Richland Avenue Elementar	6260	Y	Y	Yes	N	No	No	181 - Free	5 Primary enrollment
6018873	Richland Avenue Elementar	6260	Y	Y	No	N	No	No	182 - Reduced	5 Primary enrollment
6018873	Richland Avenue Elementar	6260	Y	Y	No	N	No	No	181 - Free	5 Primary enrollment
6018873	Richland Avenue Elementar	6260		Y	No	N	No	No		5 Primary enrollment
6018873	Richland Avenue Elementar	2825	N	No	N	No	No			1 Primary enrollment
6018873	Richland Avenue Elementar	6260	Y	Y	No	N	No	No	182 - Reduced	5 Primary enrollment
6018873	Richland Avenue Elementar	6260	Y	Y	Yes	N	No	Yes	181 - Free	5 Primary enrollment
6018873	Richland Avenue Elementar	6260	Y	Y	No	N	No	No	181 - Free	5 Primary enrollment
6018873	Richland Avenue Elementar	6260		N	No	N	No	No		1 Primary enrollment
6018873	Richland Avenue Elementar	6260	Y	N	No	N	No	No	181 - Free	5 Primary enrollment
6018873	Richland Avenue Elementar	6260	Y	Y	Yes	N	No	No	181 - Free	6 Primary enrollment
6018873	Richland Avenue Elementar	6260	Y	N	No	N	No	No	181 - Free	6 Primary enrollment
6018873	Richland Avenue Elementar	6260	Y	Y	No	N	No	No	182 - Reduced	6 Primary enrollment
6018873	Richland Avenue Elementar	6260	Y	N	No	N	No	No	182 - Reduced	6 Primary enrollment
6018873	Richland Avenue Elementar	6260	Y	N	No	N	No	No	181 - Free	6 Primary enrollment
6018873	Richland Avenue Elementar	6260	Y	Y	No	N	No	No	182 - Reduced	6 Primary enrollment
6018873	Richland Avenue Elementar	6260	Y	Y	No	N	No	No	181 - Free	6 Primary enrollment
6018873	Richland Avenue Elementar	6260	Y	N	Yes	N	No	No	181 - Free	6 Primary enrollment
6018873	Richland Avenue Elementar	6260	Y	N	Yes	N	No	No	181 - Free	6 Primary enrollment
6018873	Richland Avenue Elementar	6260	Y	Y	No	N	No	No	182 - Reduced	6 Primary enrollment
6018873	Richland Avenue Elementar	6260	Y	Y	Yes	N	No	No	181 - Free	6 Primary enrollment
6018873	Richland Avenue Elementar	6260	Y	Y	Yes	N	No	No	181 - Free	6 Primary enrollment
6018873	Richland Avenue Elementar	6260	Y	Y	No	N	No	No	181 - Free	6 Primary enrollment
6018873	Richland Avenue Elementar	6260	Y	Y	Yes	N	No	No	181 - Free	6 Primary enrollment
6018873	Richland Avenue Elementar	6260	Y	Y	Yes	N	No	No	181 - Free	6 Primary enrollment